

# MODEL 3505 70 CM PIVOT FOLD PLANTER PARTS MANUAL

**M0311-02**

**Rev. 03/21**

This manual is applicable to:     Model: 3505 Twin-Line Planters  
  (Conventional and Bulk Fill)  
  2021 Production and on

Record the model number and serial number of your planter along with date purchased:

Serial Number \_\_\_\_\_

Date Purchased \_\_\_\_\_

Information in this manual was current at time of printing. However, due to Kinze's ongoing product improvement, production changes may cause your machine to appear slightly different in detail. Kinze Manufacturing, Inc. reserves the right to change specifications or design without notice and without incurring obligation to install the same on machines previously manufactured.

Right hand (R.H.) and left hand (L.H.), as used throughout this manual, are determined by facing in the direction the machine will travel when in use, unless otherwise stated.

**ROW UNIT**

Pull Row Unit Assembly . . . . . P1  
 Shank Assembly, Seed Tube, and Depth Adjustment . . . . . P3  
 Parallel Arms, Mounting Support Plate, and Quick Adjustable Down Force Springs Option. . . . . P5  
 15" Seed Opener Disc Blade/Bearing Assembly and Scrapers . . . . . P7  
 Gauge Wheels . . . . . P9  
 "V" Closing Wheels . . . . . P11  
 Hopper Support and Meter Drive . . . . . P13  
 Blue Drive Row Unit Components . . . . . P15  
 Pneumatic Down Pressure Package Option . . . . . P17  
 Row Unit Idler . . . . . P19  
 Seed Hopper and Lid . . . . . P20  
 Finger Pickup Seed Meter . . . . . P21  
 Brush-Type Seed Meter . . . . . P23  
 Vacuum Seed Meter . . . . . P25  
 Row Unit Electric Clutches (Vacuum & Mechanical) . . . . . P27  
 Granular Chemical Hopper and Hopper Panel Extension (Ground Contact Drive) . . . . . P29  
 Granular Chemical Hopper and Hopper Panel Extension (Blue Drive) . . . . . P31  
 Granular Chemical Meter (Electric Drive) . . . . . P33  
 Granular Chemical Meter and Meter Drive . . . . . P35  
 Seed Meter Stepper Motor Pinion Press Kit . . . . . P36  
 Granular Chemical Banding Options . . . . . P37  
 Row Unit Mounted No Till Coulter . . . . . P39  
 Coulter Mounted Residue Wheels . . . . . P41  
 Row Unit Mounted Residue Wheel . . . . . P43

**SPLIT ROW**

Push Row Unit Assembly . . . . . P45  
 Parallel Arms and Face Plate (Split Row) . . . . . P47  
 Shank and Depth Adjustment (Split Row) . . . . . P49  
 Pneumatic Down Pressure Package (Split Row) . . . . . P51  
 Interplant Push Row Unit Drive . . . . . P53  
 Clutch Sprocket Assembly . . . . . P55  
 Push Row Unit Idler (Ground Contact Drive) . . . . . P56  
 Push Row Unit Clutches . . . . . P57  
 Split Row Blue Drive Push Unit . . . . . P59

**VACUUM**

Vacuum Fan Assembly . . . . . P61  
 Digital and Analog Vacuum Gauges . . . . . P62  
 Hydraulic Valve Block on Vacuum Motor . . . . . P65  
 Vacuum Fan Motor Valve Block Assembly . . . . . P66  
 Vacuum System Assembly . . . . . P67  
 PTO Pump Drive and Oil Cooler Option, Ground Contact Drive . . . . . P69

PTO Pump Drive and Oil Cooler Option, Blue Drive . . . . . P71  
 PTO Cooler and Filter Assembly w/ Mounts . . . . . P73  
 PTO Pump . . . . . P74  
 Miscellaneous Vacuum Parts . . . . . P75

**BULK FILL**

Bulk Fill Fan Mounts and Catwalk . . . . . P77  
 Bulk Fill Fan Manifold . . . . . P80  
 Bulk Fill Analog Gauges . . . . . P81  
 Bulk Fill Fan Hydraulic Components (Mechanical) . . . . . P83  
 Bulk Fill Fan Hydraulic Components (Vacuum) . . . . . P85  
 Bulk Fill Fan System . . . . . P87  
 Bulk Fill Distribution Hoses . . . . . P89  
 Even-Row . . . . . P89  
 Bulk Fill Distribution Hoses . . . . . P90  
 Bulk Fill Tank Assembly . . . . . P93  
 Mechanical Row Unit, Bulk Fill . . . . . P95  
 Vacuum Row Unit, Bulk Fill . . . . . P97  
 Split Row Unit, Bulk Fill . . . . . P99  
 Bulk Fill Hitch Parts . . . . . P101

**BASE MACHINE**

Hitch Assembly . . . . . P103  
 Safety Chain Assembly . . . . . P105  
 Y-Hitch Assembly . . . . . P106  
 2-Point Hitch Option . . . . . P107  
 T-Hitch Assembly . . . . . P109  
 Transport Catch Assembly . . . . . P111  
 Manual Canister . . . . . P113  
 Frame Assembly . . . . . P115  
 Axle/Pivot and Wheel Assembly . . . . . P119  
 Contact Wheel and Arm Assembly . . . . . P121  
 Driveline . . . . . P123  
 Seed Rate Transmission Assembly . . . . . P124  
 Pneumatic Down Pressure Control Box, Sending Unit, and Harnesses . . . . . P127  
 Pneumatic Down Pressure Air Compressor, Dual Solenoid Assembly, Tubing, and Fittings . . . . . P129  
 Row Marker Assembly, Two-Fold Low Profile, (Conventional) . . . . . P131  
 Row Marker W/Mounts, (Bulk Fill) . . . . . P133  
 Row Marker Spindle/Hub/Blade . . . . . P135  
 Module Mount Assembly . . . . . P137  
 Water Tank Assembly . . . . . P139

**HYDRAULICS**

Lift Cylinder, Conventional . . . . . P141  
 Lift Cylinder, Bulk Fill . . . . . P143  
 Row Marker Cylinder . . . . . P145  
 Stroke Limiter Valve, Bulk Fill . . . . . P146

Selector Valve . . . . . P147  
 Stroke Limiter Valve, Conventional . . . . . P147  
 Row Marker Sequencing/Flow Control Valve . . . . . P148  
 Bulk Fill/Vacuum Anti-Cavitation Check Valve Block . . . P149  
 Manifold Hydraulic Block Assembly . . . . . P150  
 Rotation Cylinder . . . . . P151  
 Transport Latch Cylinder, All Sizes . . . . . P151  
 PTO Hydraulic Block Assembly . . . . . P152  
 Mechanical Conventional Planter Hydraulic System . . . P153  
 Vacuum Conventional Planter Hydraulic System . . . . . P155  
 Mechanical Bulk Fill Planter Hydraulic System . . . . . P157  
 Vacuum Bulk Fill Planter Hydraulic System . . . . . P159  
 Vacuum Planter With PTO Option Hydraulic System . . . P161  
 Vacuum Bulk Fill Planter With PTO Option Hydraulic  
 System . . . . . P163  
 Mechanical Bulk Fill Planter With PTO Option Hydraulic  
 System . . . . . P165  
 Blue Drive Vacuum Conventional Planter Hydraulic  
 System . . . . . P167  
 Blue Drive Vacuum Bulk Fill Planter Hydraulic System P169  
 Blue Drive Vacuum Planter W/ PTO Hydraulic System P171  
 Blue Drive Vacuum Planter W/ PTO Hydraulic System P172

**ELECTRONICS**

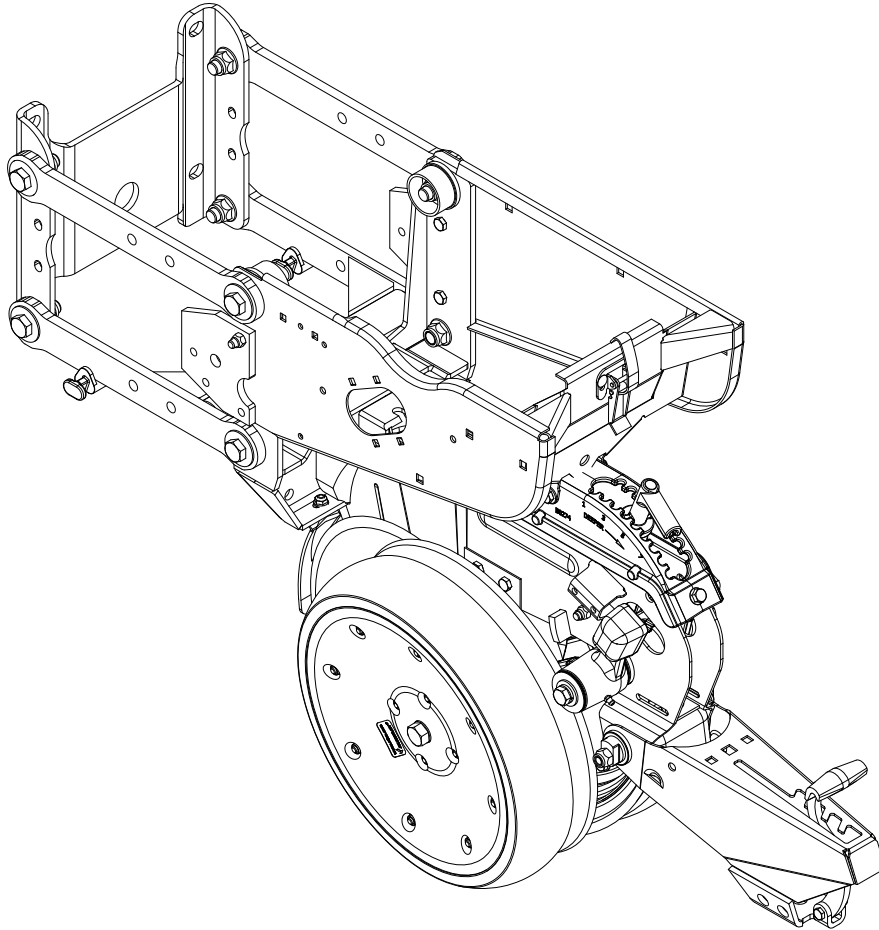
Electrical Components . . . . . P173  
 KPM III Electronic Seed Monitor . . . . . P175  
 LED Work Lights . . . . . P178  
 Blue Vantage Display . . . . . P179  
 Power Pack Mounting . . . . . P182  
 Power Pack Assembly . . . . . P183  
 Speed Sensor with Bracket . . . . . P185  
 IPP Module Mounting . . . . . P186  
 KPM III Harness Schematic . . . . . P187  
 Blue Drive Ethernet Interconnect . . . . . P189  
 Blue Drive Interconnect . . . . . P191  
 ISOBUS Harness Schematic . . . . . P193  
 Planter Monitor Module (PMM) & Product Control  
 Module (PCM) Mounting . . . . . P195

**FERTILIZER**

Notched Single Disc Fertilizer Opener . . . . . P197  
 Dry Fertilizer Transmission Sprockets . . . . . P200  
 Dry Fertilizer Transmission Assembly . . . . . P201  
 Dry Fertilizer Hopper and Mounts . . . . . P205  
 Liquid Fertilizer Tanks, Saddles, Mounts, Hoses, and  
 Fittings . . . . . P207  
 Liquid Fertilizer Piston Pump Mounting Brackets and  
 Driveline . . . . . P209  
 Liquid Fertilizer Piston Pump Uses 18 Tooth Sprocket P211

Liquid Fertilizer Piston Pump Flow Divider . . . . . P213  
 Liquid Fertilizer Tube In Furrow . . . . . P215  
 Dry Fertilizer Tank Mounts . . . . . P216  
 Ground Contact Drive Add-On For Fertilizer  
 (For Blue Drive Planters) . . . . . P217  
 Rear Trailer Hitch . . . . . P219  
**MISCELLANEOUS . . . . . P221**  
**NUMERICAL INDEX . . . . . P235**

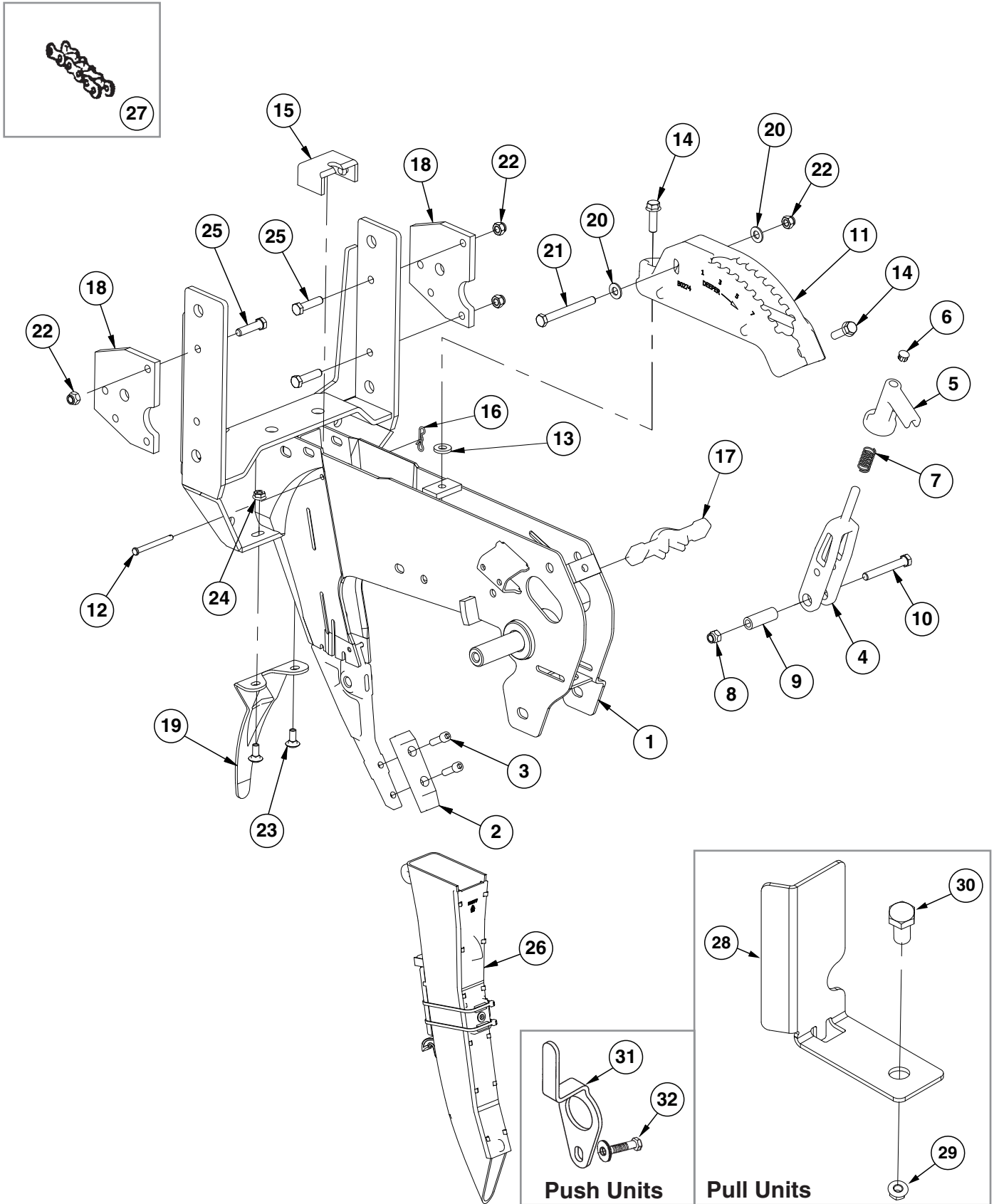
**NOTE:** Row unit assembly does not include the following: seed meter assembly, seed tube assembly, row unit hopper assembly, closing wheels, or seed meter clutch.



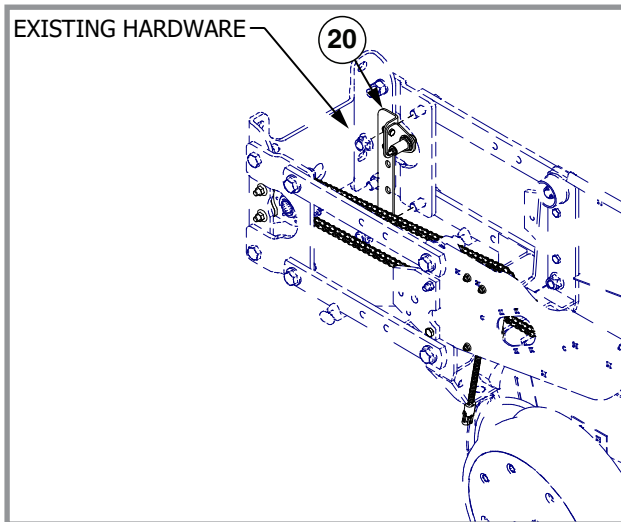
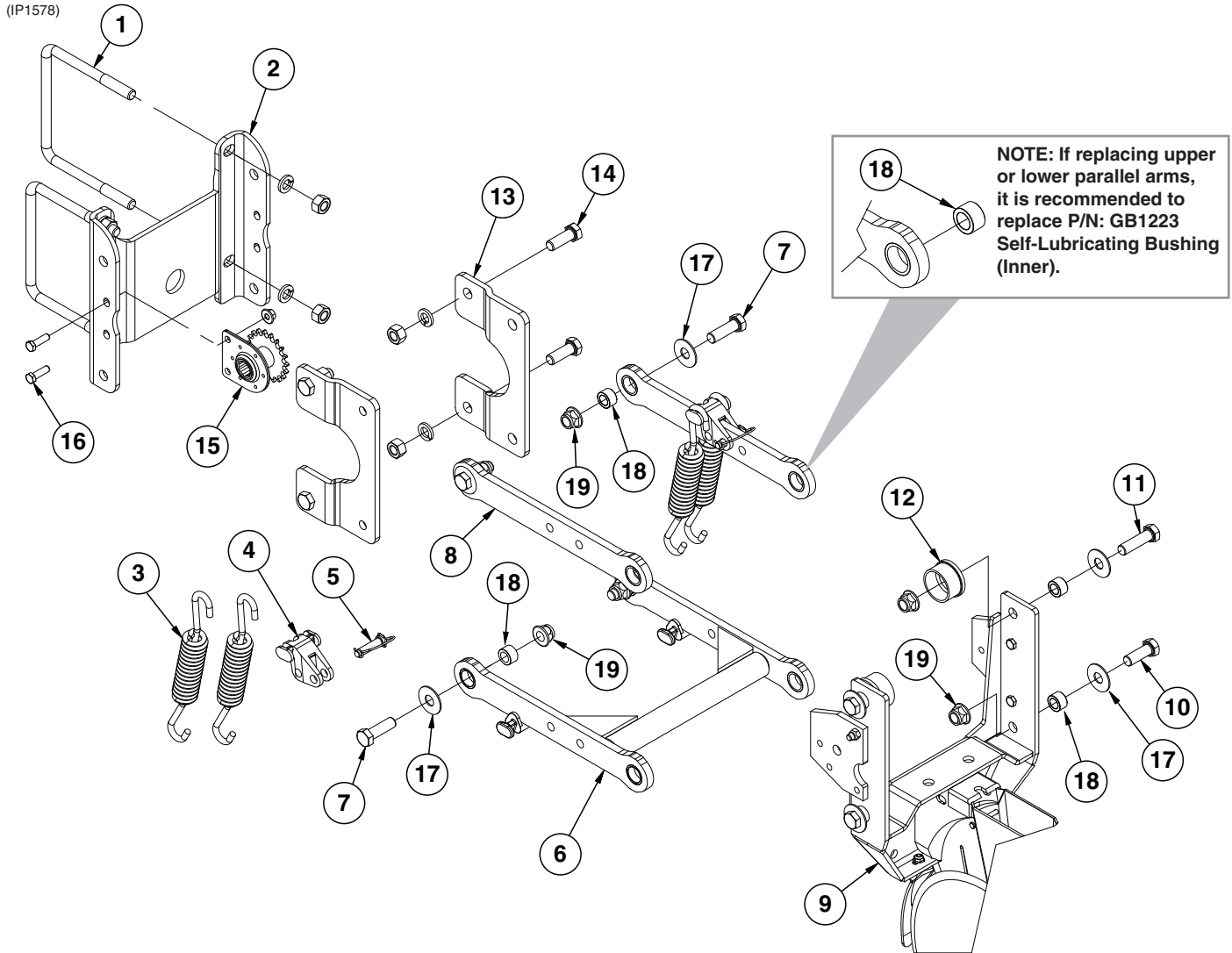
ITEM	PART NO.	QTY. (Per Row)	DESCRIPTION
1	G10502X	1	Pull Row Unit Assembly

**This page left blank intentionally.**

(IP1577)



ITEM	PART NO.	QTY. (Per Row)	DESCRIPTION
1	GA10157 GD11001 G10438	1 - -	Shank W/Gauge Wheel Pivot Spindle and Set Screw Spindle Hex Head Cap Screw, 1/2"-13 x 3/4"
2	G10038601	1	Scraper
3	G10912	2	Hex Socket Head Cap Screw, 5/16"-18 x 1", Grade 8
4	GB0267	1	Lever, Depth Adjustment
5	GB0266	1	Handle, Depth Adjustment
6	GD3612	1	Cap Plug
7	GD10993	1	Spring
8	G11591	1	Nylon Lock Nut, 3/8"-24, Grade C
9	GD11259	1	Sleeve, 3/8" I.D. x 5/8" O.D. x 1 <sup>25</sup> / <sub>32</sub> " Long
10	G11592	1	Hex Head Cap Screw, 3/8"-24 x 2 <sup>3</sup> / <sub>4</sub> ", Grade 8
11	GB0274	1	Cover, Depth Adjustment
12	G10551	1	Clevis Pin, 1/4" x 2 1/2"
13	G10207	1	Washer, 7/8" O.D. x 1 <sup>3</sup> / <sub>32</sub> " I.D. x .134" (If Applicable)
14	G11015	2	Hex Washer Head Cap Screw, 3/8"-16 x 1 1/4"
15	GD16245	1	Sun Shade (Rubber)
16	G10122301	1	Bow Tie Cotter Pin
17	GB0265	1	Pivot Link, Depth Adjustment
18	GD24545	2	Row Unit Stop
19	GD28390	1	Shield
20	G11387	2	Flat Washer, 3/8" SAE
21	G10061	1	Hex Head Cap Screw, 3/8"-16 x 3 1/2"
22	G10108	4	Lock Nut, 3/8"-16
23	G10312	2	Carriage Bolt, 5/16"-18 x 3/4"
24	G10620	2	Serrated Flange Nut, 5/16"-18
25	G10003	3	Hex Head Cap Screw, 3/8"-16 x 1 1/2"
26	GA21515	1	Seed Tube Assembly
27	G3303-98 G3303-108 G3303-16  GR0196	1 1 1  -	Chain, No. 41, 98 Pitch Including Connector Link (Mechanical) Chain, No. 41, 108 Pitch Including Connector Link (Vacuum) Chain, No. 41, 16 Pitch Including Connector Link (Used W/Row Unit Extension Brackets) Connector Link, No. 41
28	GD29798	1	Chain Guard
29	G10071	1	Serrated Flange Nut, 1/2"-13
30	G10014	1	Hex Head Cap Screw, 1/2"-13 x 1"
31	GD17014	1	Hose Guide, Push Units
32	G10753 G11387 G10108	1 7 1	Hex Head Cap Screw, 3/8"-16 x 4 1/2" Flat Washer, 3/8" SAE Lock Nut, 3/8"-16

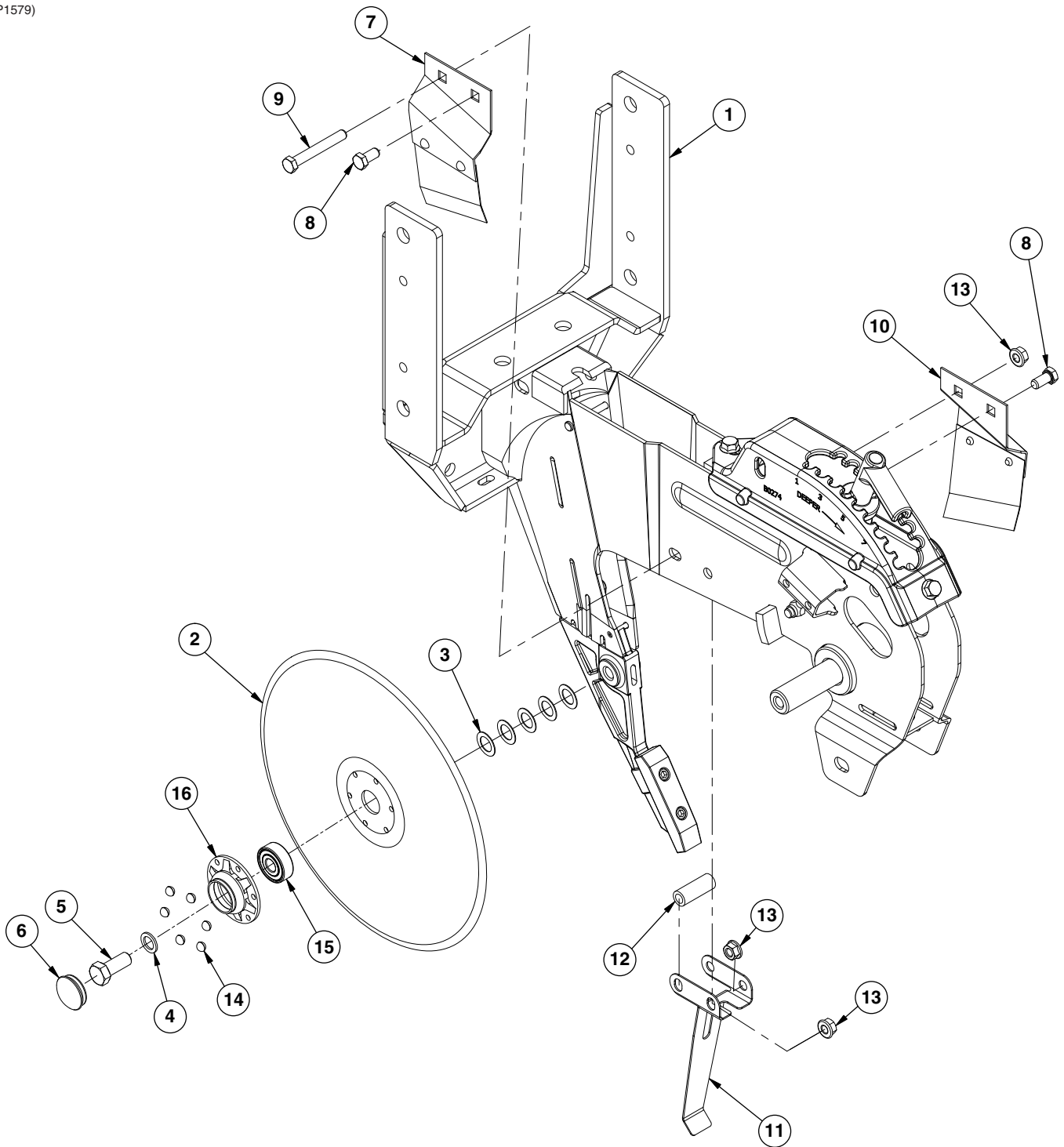


ISOBUS Implement Switch  
Row Units #2 & #7



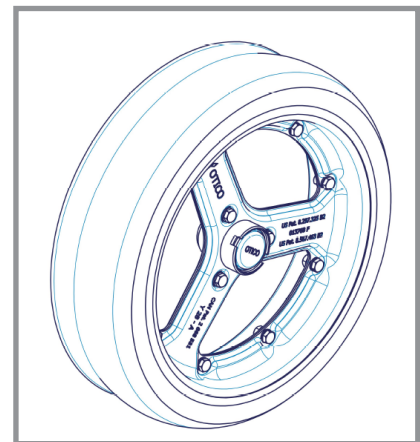
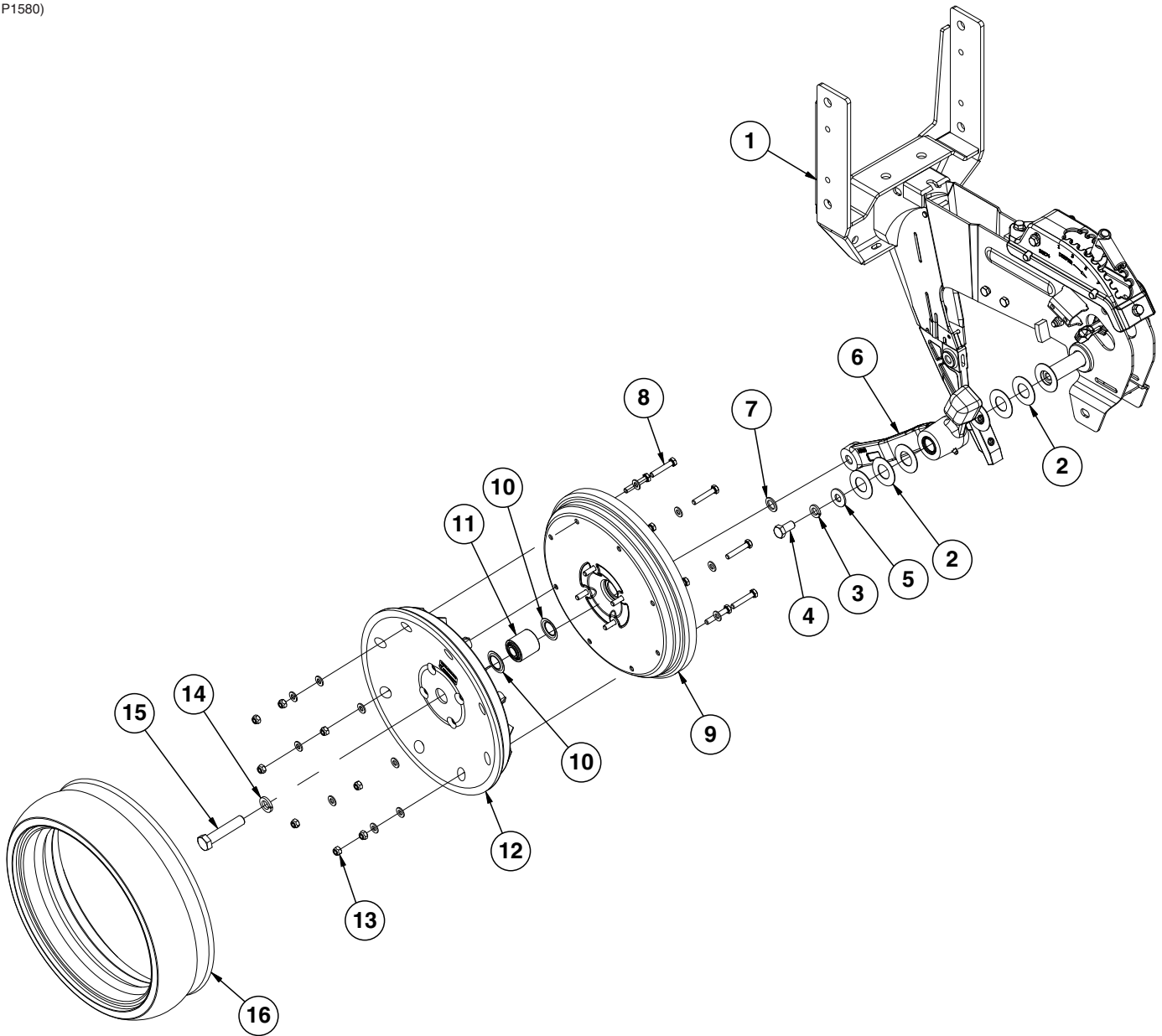
ITEM	PART NO.	QTY. (Per Row)	DESCRIPTION
1	GD1113	2	U-Bolt, 5" x 7" x 5/8"-11
	G10230	4	Lock Washer, 5/8"
	G10104	4	Hex Nut, 5/8"-11
2	GD10036	1	Mounting Support Plate
3	GD21337	4	Heavy Duty Down Pressure Spring
4	GB0186	2	Spring Anchor
5	GD14217	2	Tab Lock Pin, 7/16" x 1 1/2"
6	G10011201	1	Lower Parallel Arm Assembly
	GB1224		Self-Lubricating Bushing, 1 1/4" O.D. x 1" I.D. x 1/2" (Included in G10011201)
7	G10732	4	Hex Head Cap Screw, 5/8"-18 x 2"
8	G10011101	2	Upper Parallel Arm Assembly
	GB1224	2	Self-Lubricating Bushing, 1 1/4" O.D. x 1" I.D. x 1/2" (Included in G10011101)
9	---	1	<a href="#">See "Shank Assembly, Seed Tube, and Depth Adjustment" on page P3</a>
10	G10751	2	Hex Head Cap Screw, 5/8"-18 x 1 3/4"
11	G10752	2	Hex Head Cap Screw, 5/8"-18 x 2 1/4"
12	GB0314	2	Hopper Mount
13	GB0366	2	Extension Bracket
14	G10005	4	Hex Head Cap Screw, 5/8"-11 x 1 3/4"
	G10230	4	Lock Washer, 5/8"
	G10104	4	Hex Nut, 5/8"-11
15	GA1720	1	Bearing/Sprocket, 7/8" Hex Bore
16	G10004	2	Hex Head Cap Screw, 3/8"-16 x 1 1/4"
	G11091	2	Serrated Flange Nut, 3/8"-16
17	G11976	8	Flat Washer, 5/8" x 1 3/4"
18	GB1223	8	Self-Lubricating Bushing
19	G11514	8	Lock Nut, 5/8"-18
20	GA16829	2	Implement Switch Assembly
	GD24126	-	Implement Switch Bracket, Long
	GD24352	-	Sensor Bracket
	G10023	-	Hex Head Cap Screw, 1/4"-20 x 3/4"
	G11385	-	Flat Washer, 1/4" SAE
	G10110	-	Lock Nut, 1/4"-20, Grade B
	GA16830	-	Sensor
	G11491	-	Washer
A	G6325X	-	U-Bolt Package For 5" x 7" Toolbar, Includes: (2) GD1113, (4) G10230, (4) G10104
B	G1K758	-	Pull Row Unit Parallel Arm Kit, Includes: (2) G10011101, (1) G10011201, (8) GB1223, (8) G11976, (4) G10732, (2) G10751, (2) G10752, (8) G11514, (1) IS1066

(IP1579)



ITEM	PART NO.	QTY. (Per Row)	DESCRIPTION
1	G10037301	1	<a href="#">See "15" Seed Opener Disc Blade/Bearing Assembly and Scrapers" on page P7</a>
2	GD11306	1	Disc Blade, 3.5 mm x 15"
3	GD30725	10	Machine Bushing, 5/8" (.030" Thick) (5 Per)
4	G10204	2	Special Machine Bushing, 5/8" x 1" O.D.
5	GD36856	1	Opener Blade Bolt, 5/8"-11 x 1 3/4", Grade 5
	G10005	1	Hex Head Cap Screw, 5/8"-11 x 1 3/4"
6	G10090401	2	Plastic Ribbed Hub Cap (1 Per)
7	GA2012L	1	Disc Scraper, L.H.
8	G10002	2	Hex Head Cap Screw, 3/8"-16 x 3/4"
9	G10325	1	Hex Head Cap Screw, 3/8"-16 x 2 3/4"
10	GA2012R	1	Disc Scraper, R.H.
11	GD35444	1	Seed Tube Bracket
12	GD2971-26	1	Sleeve, 3/8" I.D x 5/8" O.D. x 1.63" Long
13	G10622	3	Serrated Flange Nut, 3/8"-16
14	GD36990	6	Rivet, 1/4" x 9/16"
15	GD26920	1	Bearing
16	GD36860		Bearing Housing
A	G10018801	-	Disc Blade/Bearing Assembly, Less Dust Cap (Items 2, 14-16)

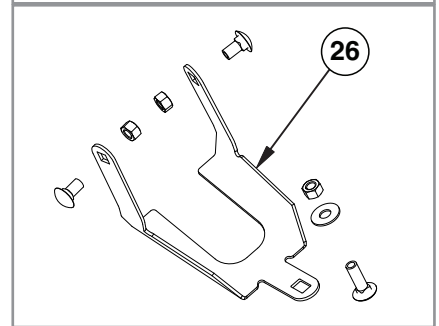
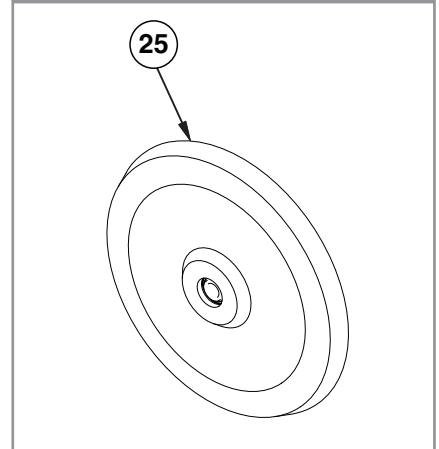
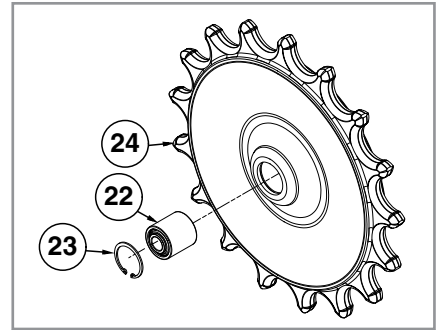
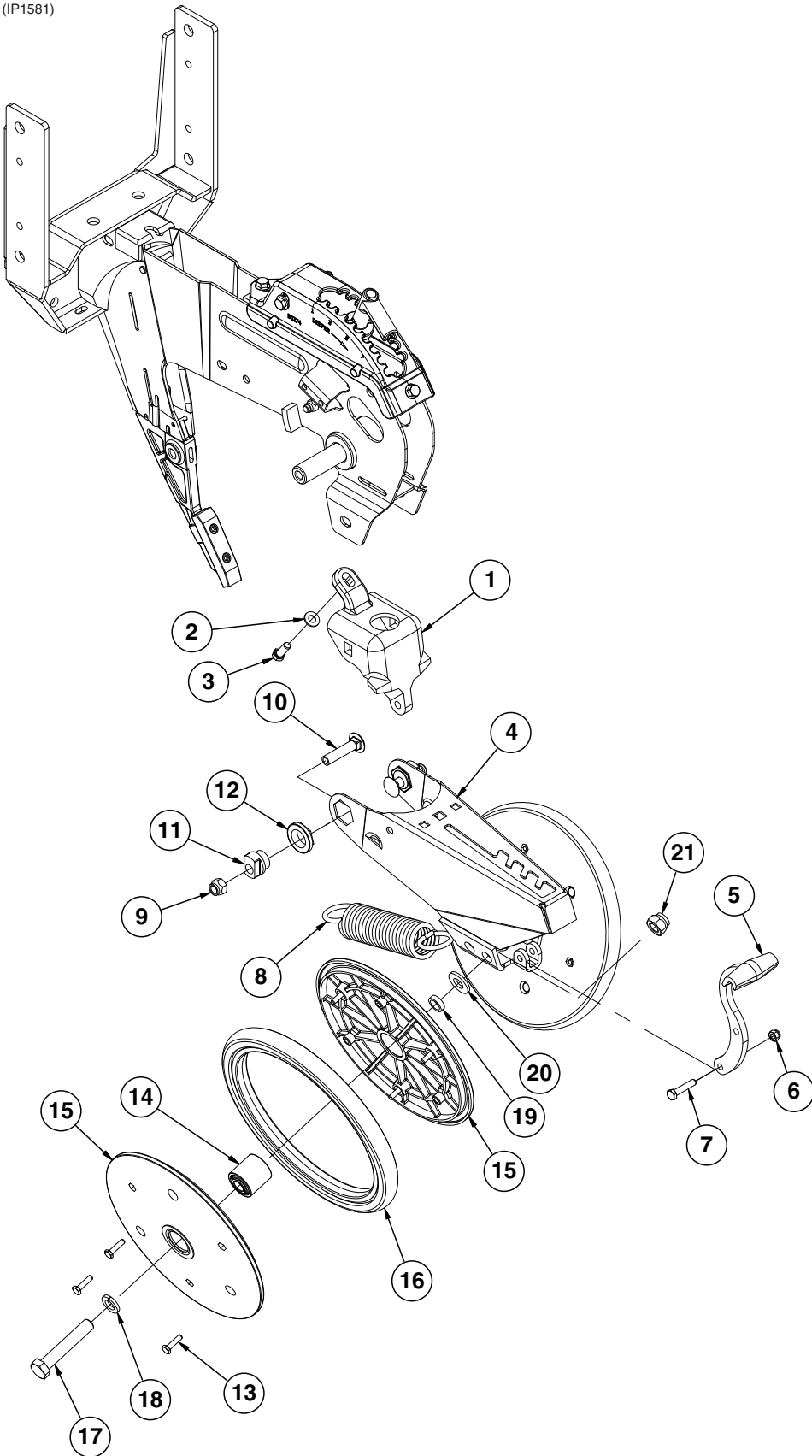
(IP1580)



Spoked Gauge Wheel

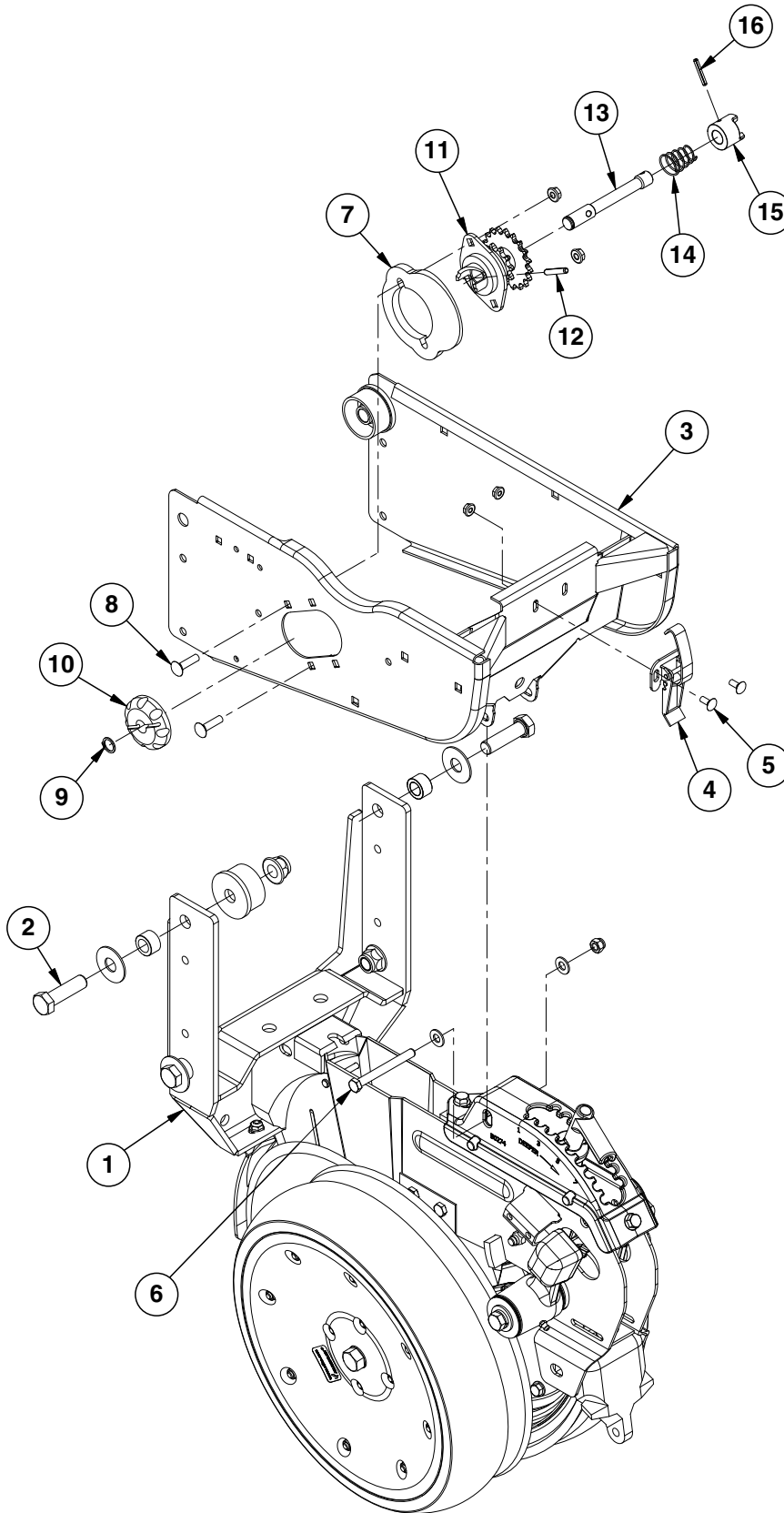
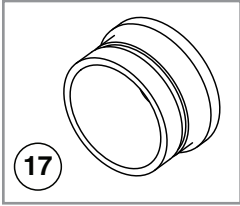
ITEM	PART NO.	QTY. (Per Row)	DESCRIPTION
1	---	-	<a href="#">See "15" Seed Opener Disc Blade/Bearing Assembly and Scrapers" on page P7</a>
2	G10940	7	Machine Bushing, 1" (.048" Thick)
3	G10228	2	Lock Washer, 1/2"
4	G10014	2	Hex Head Cap Screw, 1/2"-13 x 1"
5	G10216	2	Washer, 1/2" USS
6	GA21677	1	Wheel Arm W/Grease Fitting, Bushings, and Seals, L.H. (Shown)
	GA21676	-	Wheel Arm W/Grease Fitting, Bushings, and Seals, R.H.
	GD10991	2	Seal (Per Arm) (Included W/GA21677 and GA21676)
	GB0276	2	Bushing, 1" I.D. x 1 1/4" O.D. x 1" Long (Per Arm) (Included W/GA21677 and GA21676)
7	G10204	1	Special Machine Bushing, 5/8" x 1" O.D.
8	G10031	8	Carriage Bolt, 5/16"-18 x 1 3/4"
	G11386	8	Flat Washer, 5/16" SAE
9	G10028701	1	Half Gauge Wheel
	G10019	4	Hex Head Cap Screw, 5/16"-18 x 1"
	G11386	4	Flat Washer, 5/16" SAE
10	GD36713	2	Gauge Wheel Dust Shield
11	GA6171	1	Bearing
12	GD36709	1	Half Gauge Wheel
13	G10109	12	Lock Nut, 5/16"-18
	G11386	12	Flat Washer, 5/16" SAE
14	G10230	1	Lock Washer, 5/8"
15	G10010	1	Hex Head Cap Screw, 5/8"-11 x 3"
16	G10028601	1	Tire, 4 1/2" x 16
A	G10028801	-	Gauge Wheel Complete (Items 8-13 and 16)
B	G1K296	-	Gauge Wheel Arm Bushing and Seal Driver Kit, Includes: (1) Seal Driver, (1) Bushing Driver, (1) Instruction
C	G10147401	-	Spoked Gauge Wheel (Contact Kinze Service for individual parts)

(IP1581)



ITEM	PART NO.	QTY. (Per Row)	DESCRIPTION
1	GB0268	1	Wheel Arm Mount
2	G11387	1	Flat Washer, 3/8" SAE
3	G10001	1	Hex Head Cap Screw, 3/8"-16 x 1"
4	GA15197	1	Closing Wheel Arm
5	GB0254	1	Lever
6	G10109	1	Lock Nut, 5/16"-18, Grade 8
7	G10133	1	Hex Head Cap Screw, 5/16"-18 x 1 1/2"
8	GD8460	1	Spring
9	G10111	2	Lock Nut, 1/2"-13
10	G11419	2	Carriage Bolt, 1/2"-13 x 2 1/4"
11	GB0239	2	Eccentric Bushing
12	GB0282	2	Stepped Bushing
13	G10064	6	Hex Head Cap Screw, 1/4"-20 x 1"
14	GA6171	1	Bearing
15	GD9120	2	Nylon Half Wheel
16	GD1085	1	Rubber Tire, 1" x 12"
17	G10013	2	Hex Head Cap Screw, 5/8"-11 x 3 1/2"
18	G10230	2	Lock Washer, 5/8"
19	GD1109	2	Bushing, 4 1/64" I.D. x 7/8" O.D. x 1/4" Long
20	G11391	2	Flat Washer, 5/8" SAE
21	G10107	2	Lock Nut, 5/8"-11
22	GA6171	1	Bearing
23	G11862	1	Internal Retaining Ring
24	GD36895	1	Spiked Closing Wheel
25	GA6597	1	Cast Iron Closing Wheel W/Bearing
	GA6171	1	Bearing
26	G1K345	-	Closing Wheel Shield Kit W/Hardware and Instruction
	GD26146	1	Closing Wheel Shield (Included W/G1K345)
	G10599	1	Carriage Bolt, 3/8"-16 x 1 1/4" (Included W/G1K345)
	G10308	2	Carriage Bolt, 3/8"-16 x 3/4" (Included W/G1K345)
	G10101	3	Hex Nut, 3/8"-16 (Included W/G1K345)
	G10229	3	Lock Washer, 3/8" (Included W/G1K345)
	G11387	1	Hardened Washer, 3/8" SAE (Included W/G1K345)
A	GA6434	-	Rubber Closing Wheel Complete W/Bearing (Items 13-16)
B	GA26958	-	Spiked Closing Wheel (Items 22-24)

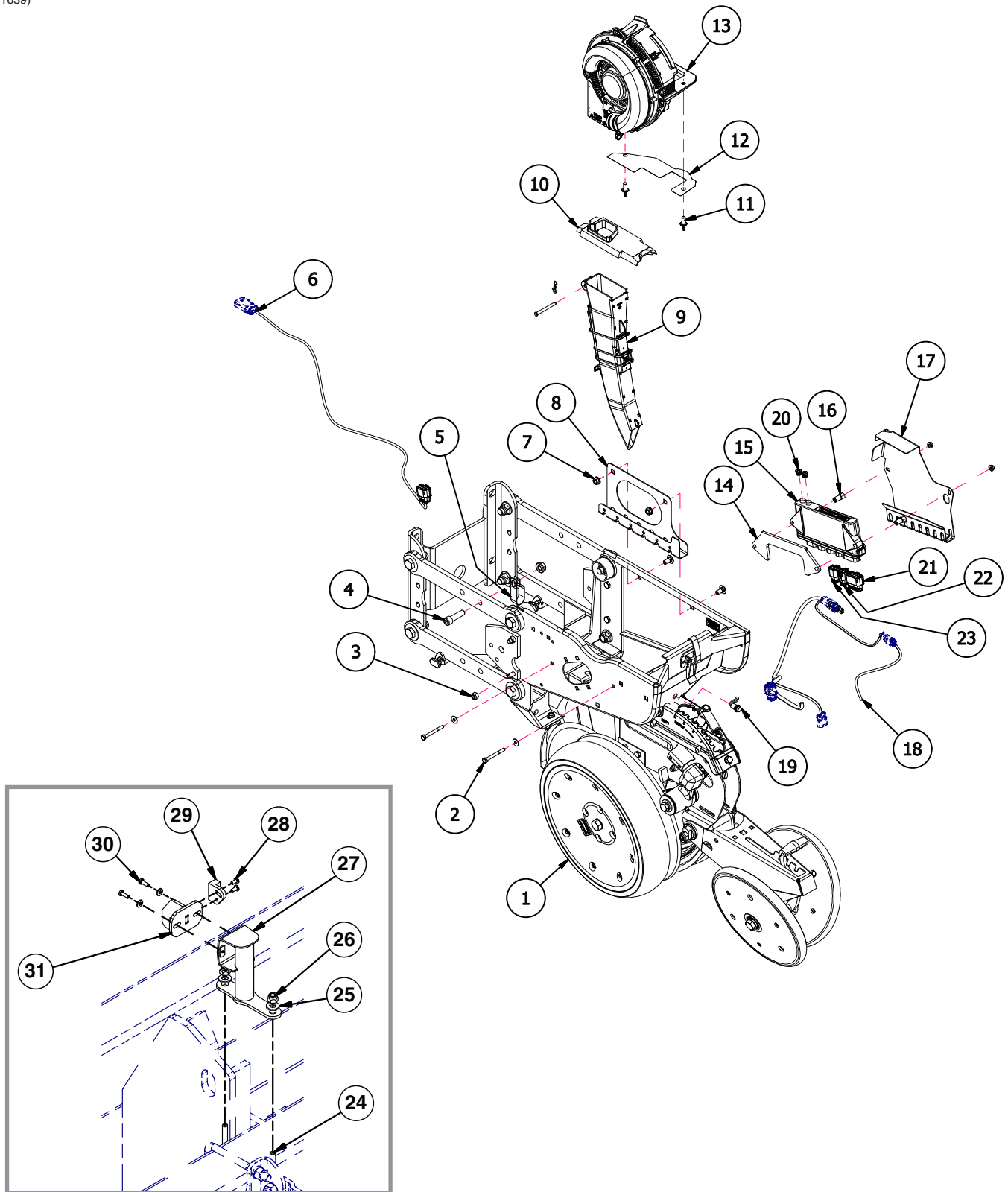
(IP1582)





ITEM	PART NO.	QTY. (Per Row)	DESCRIPTION
1	---	1	<a href="#">See "15" Seed Opener Disc Blade/Bearing Assembly and Scrapers" on page P7</a>
2	G10752	2	Hex Head Cap Screw, 5/8"-18 x 2 1/4"
3	GA26296	1	Hopper Support
4	GA2007	1	Hopper Hold Down Latch
5	G10309	2	Carriage Bolt, 1/4"-20 x 5/8", Grade 2
	G10621	2	Serrated Flange Nut, 1/4"-20
6	G10061	1	Hex Head Cap Screw, 3/8"-16 x 3 1/2"
	G11387	2	Flat Washer, 3/8" SAE
	G10108	1	Lock Nut, 3/8"-16
7	GB0331	1	Clutch Adapter Plate
8	G10338	2	Carriage Bolt, 5/16"-18 x 1 1/4"
	G10620	2	Serrated Flange Nut, 5/16"-18
9	G10567	1	External Retaining Ring, 5/8"
10	GD11239	1	Knob
11	GA10137	1	Double Sprocket and Bearing, Drive Clutch, 11/19 Tooth (Mechanical)
	GA12143	-	Double Sprocket and Bearing, Drive Clutch, 11/28 Tooth (Vacuum)
12	G10602	1	Spring Pin, 1/4" x 1 1/2"
13	GD29507	1	Clutch Shaft
14	GD11413	1	Spring
15	GB0278	1	Coupler
16	G10546	1	Spring Pin, 3/16" x 1 1/4"
17	GD17052	-	Vacuum Plug
A	GA10151	-	Seed Meter Clutch Assembly, 11/19 Tooth (Items 9-16) (Mechanical)
B	GA20640	-	Seed Meter Clutch Assembly, 11/28 Tooth (Items 9-16) (Vacuum)

(IP1639)

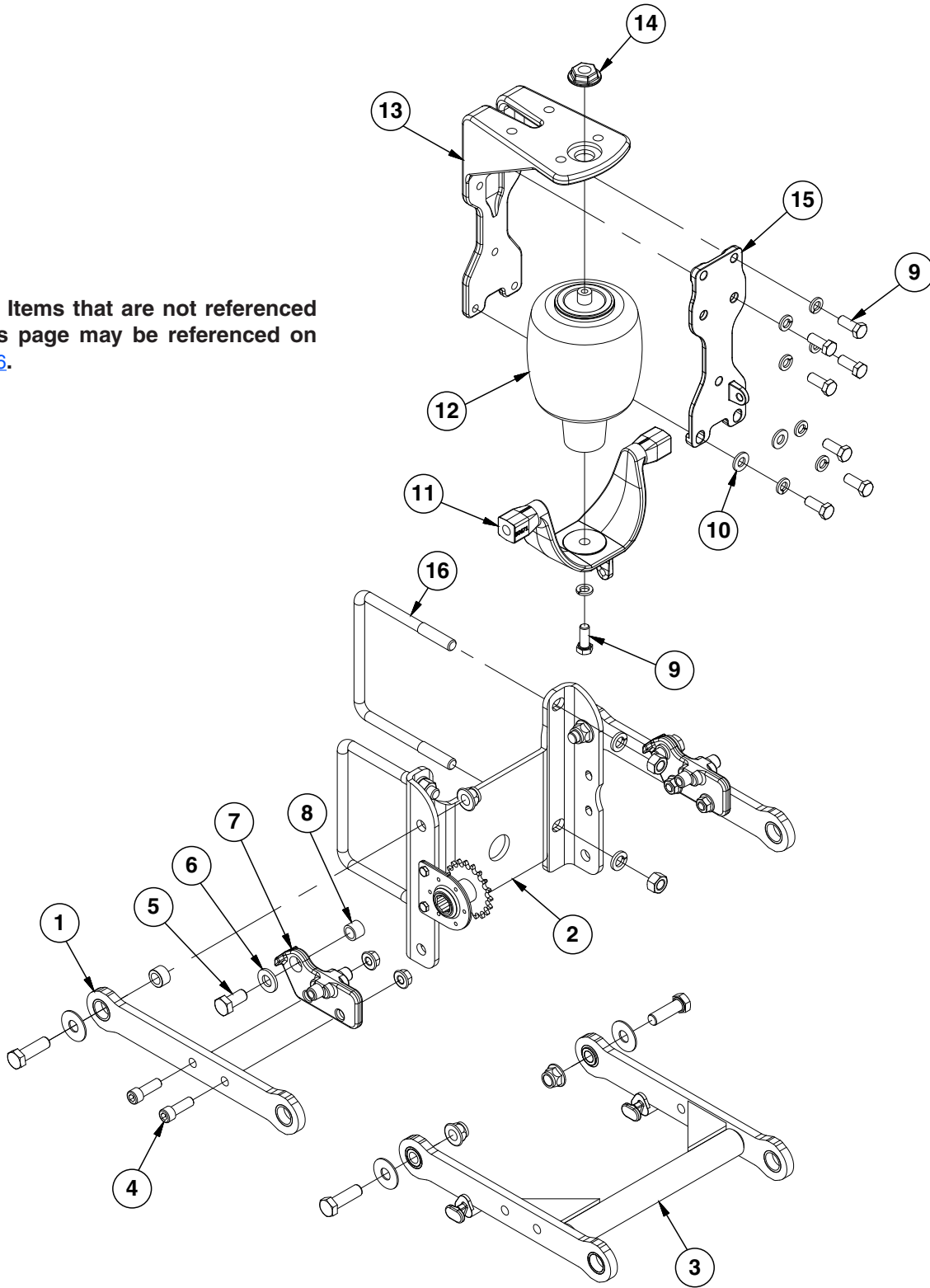


Implement Switch (BDBV)

ITEM	PART NO.	QTY. (Per Row)	DESCRIPTION
1	---	-	<a href="#">See "Parallel Arms, Mounting Support Plate, and Quick Adjustable Down Force Springs Option" on page P6</a>
2	G11958 G10621 G10209	2 2 2	Hex Head Cap Screw, 1/4"-20 x 2-1/2", Grade 5 Serrated Flange Nut, 1/4"-20 Washer, 1/4" USS
3	G10108 G10003	1 1	Lock Nut, 3/8"-16 Hex Head Cap Screw, 3/8"-16 x 1 1/2"
4	G10116601 G10071	1 1	Hex Socket Head Cap Screw, 1/2"-13 x 1-3/4" Serrated Flange Nut, 1/2"-13
5	GD36388	1	1" Double Tube Clamp, 1/2" Bolt
6	GA25029	1	Row Unit Power Extension Harness
7	G10622 G10308	2 2	Serrated Flange Nut, 3/8"-16 Carriage Bolt, 3/8"-16 x 3/4"
8	GD35058	1	Row Unit Meter Wire Tray
9	GA20914	1	Seed Tube Sensor
10	GB0926	1	Shank Cover
11	G11009	2	Locking Thumbscrew, 5/16"-18 x 3/4"
12	GD29413	1	Hopper Shim <b>(Not used with regular hoppers)</b>
13	---	-	<a href="#">See "Vacuum Seed Meter" on page P32</a>
14	GD35629	1	IPN Row Unit Plate
15	GA25949	1	IPN Module Assembly
16	GD35609	2	Hex Standoff
17	G10146001	1	IPN Wire Shield
18	GA25038	1	Row Unit Seed Meter Harness
19	GA15485	1	Switch
20	GD30726	2	Socket Dust Cover, M12
21	GD35838	1	Sealed Plug, MX150, 2 x 10, Key A W/CPA
22	GD35837	1	Sealed Plug, MX150, 2 x 3, Key A W/CPA
23	GD35836	1	Sealed Plug, MX150, 2 x 4, Key B W/CPA
24	GD8306	1	U-Bolt, 7" x 5" x 1/2"-13
25	G11389	2	Flat Washer, 1/2" Plated SAE
26	G10111	2	Lock Nut, 1/2"-13
27	GA27184	1	IPP Module Mount
28	G11345	2	Phillips Pan Head Machine Screw, 1/4" x 1/2", Grade 2
29	GA18353	1	Position Switch
30	G10023 G11385	2 2	Hex Head Cap Screw, 1/4"-20 x 3/4" Flat Washer, 1/4" SAE
31	G10258101	1	Position Switch Mount

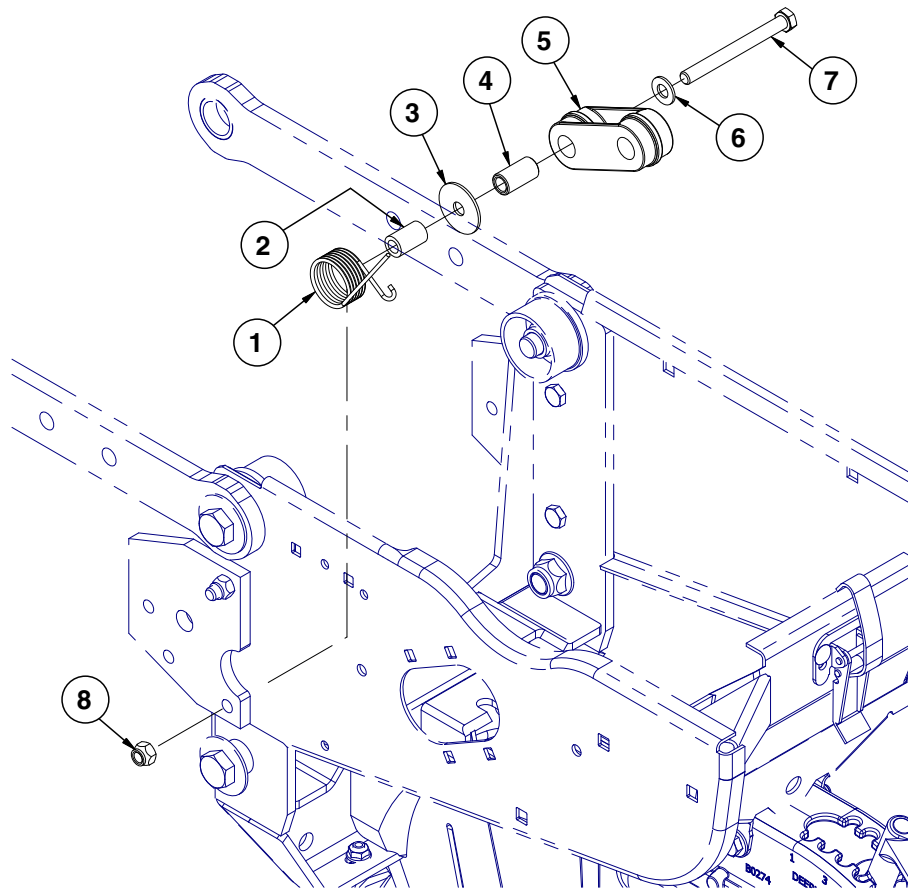
(IP1640)

NOTE: Items that are not referenced on this page may be referenced on [page P6](#).



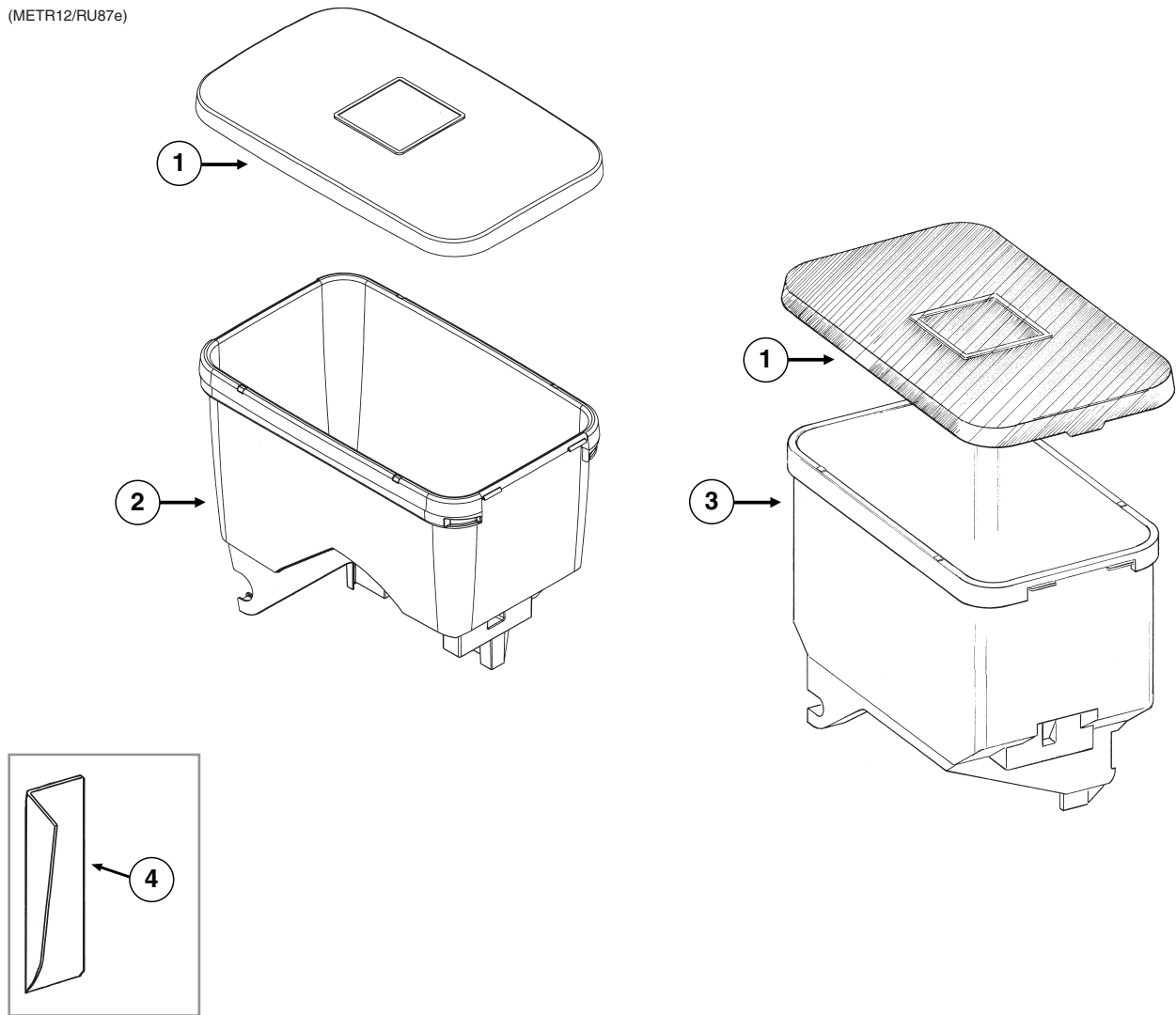
ITEM	PART NO.	QTY. (Per Row)	DESCRIPTION
1	---	-	<a href="#">See "Parallel Arms, Mounting Support Plate, and Quick Adjustable Down Force Springs Option" on page P6</a>
2	GD10036	1	Mounting Support Plate
3	---	-	<a href="#">See "Parallel Arms, Mounting Support Plate, and Quick Adjustable Down Force Springs Option" on page P6</a>
4	G11220	4	Hex Socket Cap Screw, 1/2"-13 x 1 1/2"
	G10071	4	Serrated Flange Nut, 1/2"-13
5	G11018	2	Hex Head Cap Screw, 5/8"-18 x 1 1/4"
6	G11391	2	Flat Washer, 5/8" SAE
7	GB0395	2	Bracket
8	GD3180-30	2	Sleeve, 7/8" O.D. x 5/8" I.D. x 2 1/32"
9	G10037	8	Hex Head Cap Screw, 1/2"-13 x 1 1/4"
	G10228	8	Lock Washer, 1/2"
10	G11389	2	Flat Washer, 1/2" SAE
11	GD23995	1	Saddle
12	GA11982	1	Air Spring Assembly
13	GB0396	1	Head Mount
14	GB0397	1	Shoulder Nut, 3/4"-16
15	GB0393	1	Plate
16	---	-	<a href="#">See "Parallel Arms, Mounting Support Plate, and Quick Adjustable Down Force Springs Option" on page P6</a>

(IP1583)



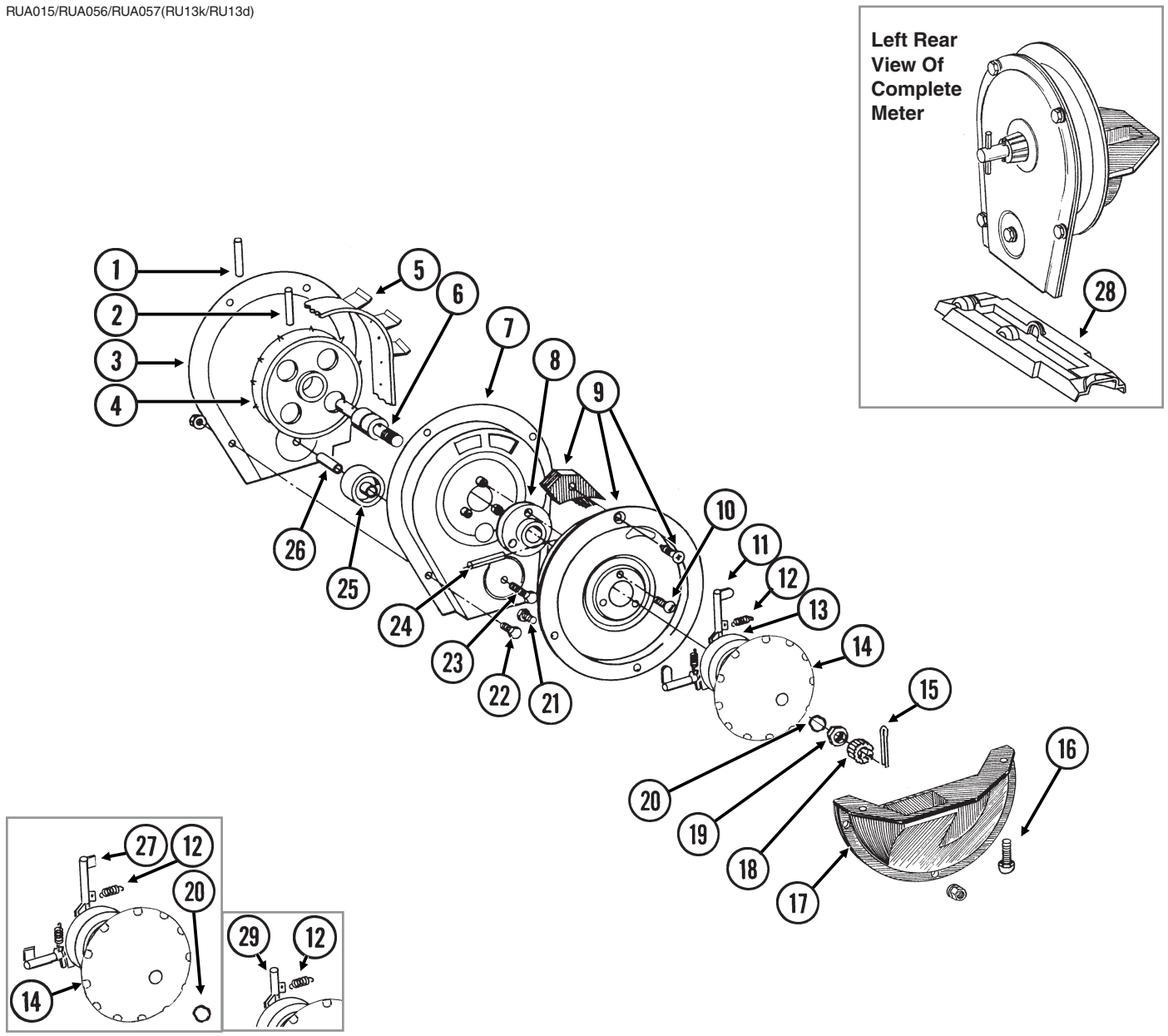
ITEM	PART NO.	QTY. (Per Row)	DESCRIPTION
1	GD1065	1	Idler Spring
2	GD7318	1	Sleeve, 1" Long
3	G10201	1	Special Washer, 3/8" x 1 1/2" O.D.
4	GD1026	1	Sleeve, 1 3/16" Long
5	GD11962	1	Idler
6	G11387	1	Flat Washer, 3/8" SAE
7	G10326	1	Hex Head Cap Screw, 3/8"-16 x 3 3/4"
8	G10108	1	Lock Nut, 3/8"-16

(METR12/RU87e)



ITEM	PART NO.	QTY.	DESCRIPTION
1	GD11279	1	Lid
2	GA24873	1	Seed Hopper (Vacuum)
	GD12561	-	Threaded Insert, 5/16"-18 (Included W/GA20254)
3	GA9714	1	Seed Hopper, Reinforced (Mechanical)
	GD12561	-	Threaded Insert, 5/16"-18 (Included W/GA9714)
4	GD11747	1	Seed Reserve Baffle

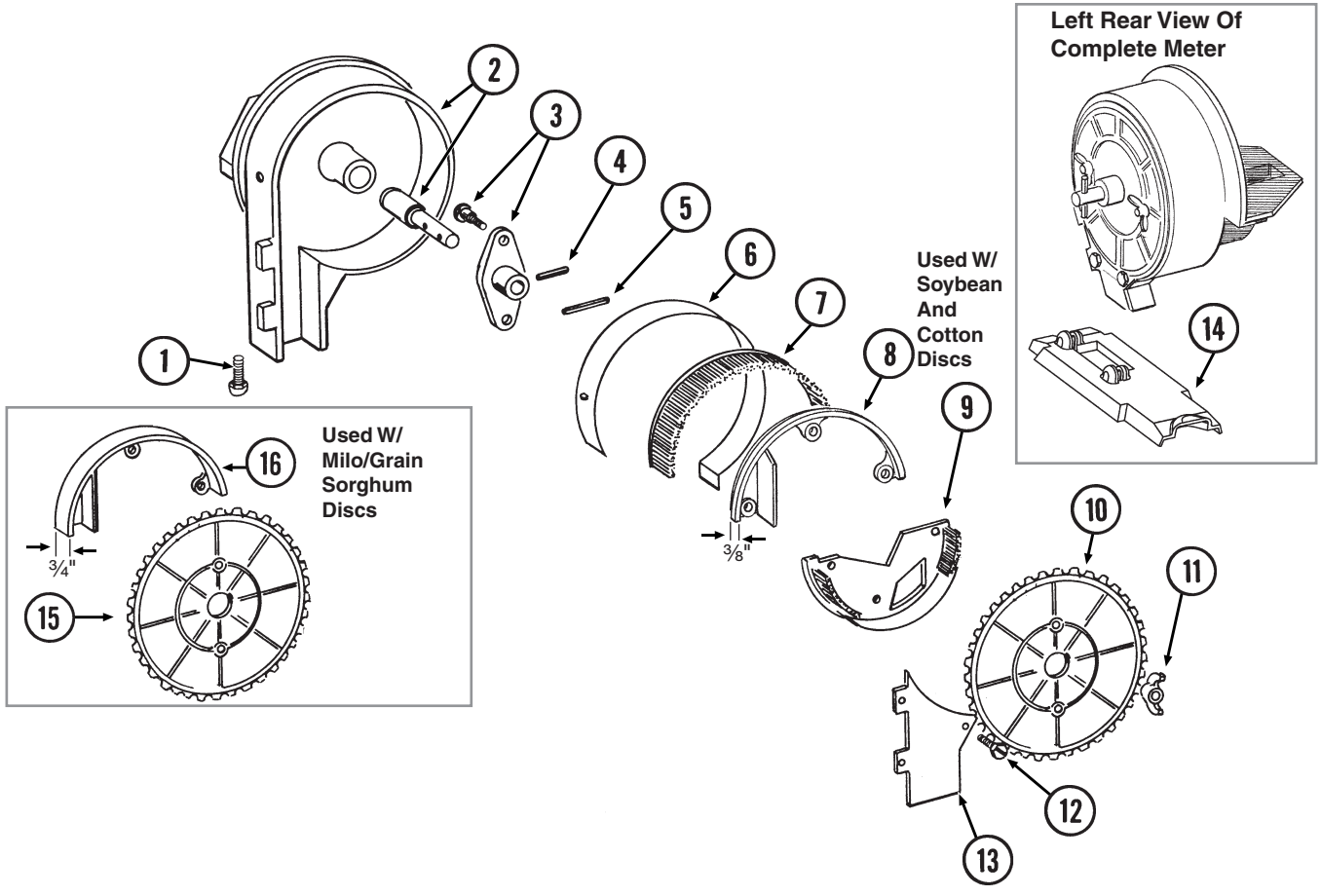
RUA015/RUA056/RUA057(RU13k/RU13d)





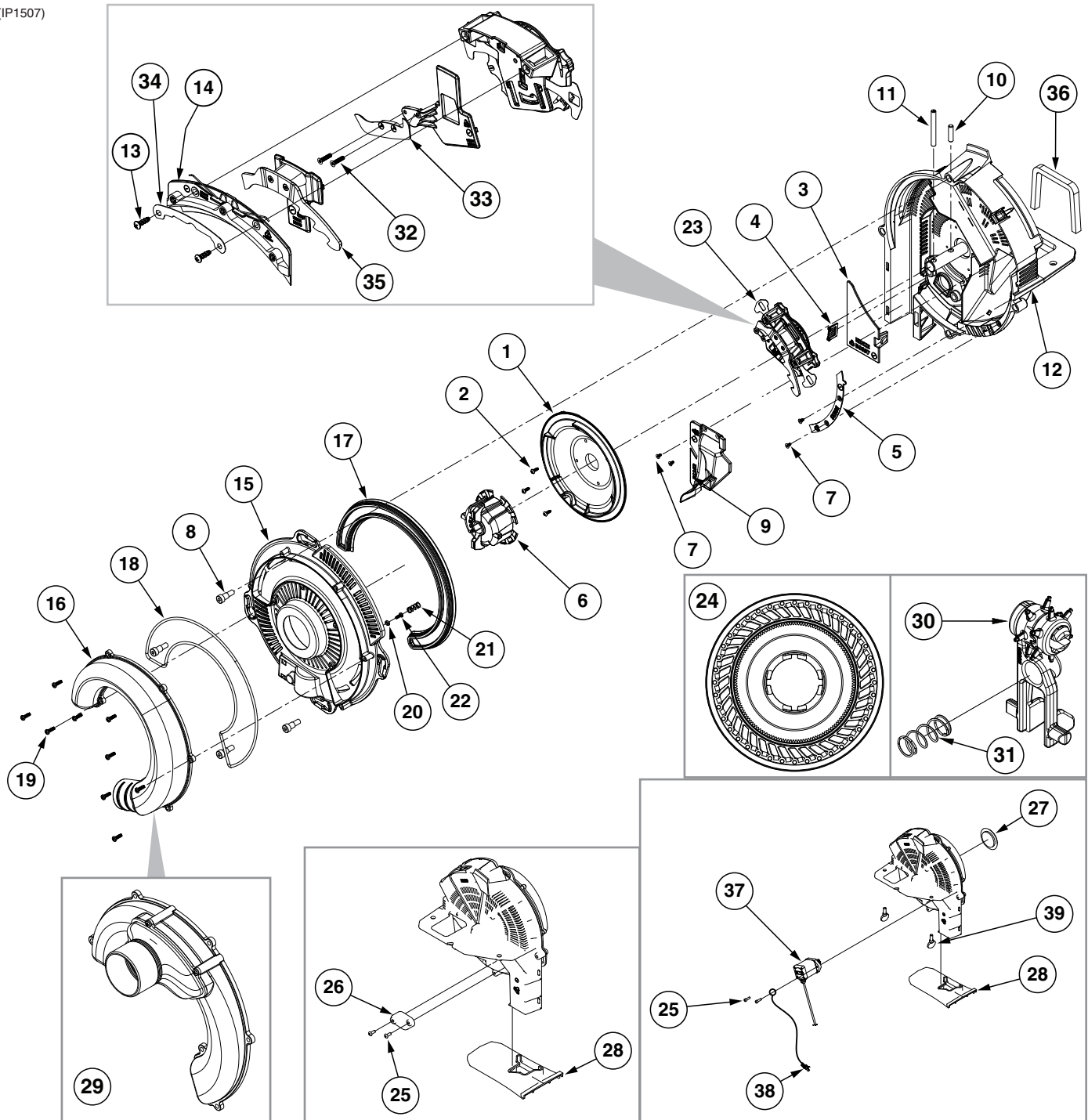
ITEM	PART NO.	QTY. (Per Row)	DESCRIPTION
1	G10602	1	Spring Pin, 1/4" x 1 1/2"
2	G10604	1	Spring Pin, 3/16" x 1 1/2"
3	GD26419	1	Housing Cover
4	GD1041	1	Belt Drive Sprocket
5	GD11286	1	Seed Belt
6	GA2019	1	Bearing
7	GA18201	1	Conveyor Housing
8	GB0110	1	Bearing Housing
9	GR1569	-	Carrier Plate W/Brush and Screw (Corn)
	GR0664	-	Carrier Plate W/Brush and Screw (Sunflower)
	GA2020	-	Brush
	G10690	-	Rolling Thread Screw, No. 10 x 3/4"
10	G10401	3	Slotted Hex Washer Head Screw, No. 10-32 x 5/8"
11	GD18704	12	Finger, Corn
12	GD19790	12	Spring
13	GB0410	1	Cam
14	GD11528	1	Finger Holder
15	G10470	1	Cotter Pin, 5/32" x 1"
16	G11009	2	Locking Thumbscrew, 5/16"-18 x 3/4"
17	GD36922	1	Seed Baffle
18	GD1083	1	Cover Nut
19	G10500	1	Jam Nut, 5/8"-18 UNF
20	GA8343	1	Wave Washer, 5/8" (Triple Wave)
21	G10020	3	Hex Head Cap Screw, 1/4"-20 x 5/8"
	G10323	3	Hex Flange Nut, 1/4"-20, No Serrations
22	G10022	4	Hex Head Cap Screw, 1/4"-20 x 1/2"
	G10621	4	Serrated Flange Nut, 1/4"-20
23	G10021	1	Hex Head Cap Screw, 1/4"-20 x 1 1/2"
	G10621	1	Serrated Flange Nut, 1/4"-20
24	G10603	1	Spring Pin, 1/4" x 1 1/4"
25	GD1042	1	Idler
26	GB0120	1	Bushing, 1 7/64" I.D. x 1 1/32" Long
27	GD19333	12	Finger, Oil Sunflower
28	GD15698	1	Shank Cover, Finger Pickup Seed Meter
29	GD11787	-	Half Rate Blank Finger
A	GR1848	-	Finger Assembly, Corn (Items 11-14 and 20)
B	GR2154	-	Finger Assembly, Oil Sunflower (Items 12, 14, 20, 27, and 30)
C	G10846X	-	Corn Meter Assembly (Items 1-26, 28)

RUA037/RUA056/RUA057(RU14f)



ITEM	PART NO.	QTY. (Per Row)	DESCRIPTION
1	G11009	2	Locking Thumbscrew, 5/16"-18 x 3/4"
2	GA18208	1	Housing W/Bearing
	GA5698	-	Bearing (Included W/GA18208)
3	GA6038	1	Hub W/Shoulder Bolts
	GD1755	-	Shoulder Bolt, 1/4"-20 (2 Used) (Included W/GA6038)
4	G10603	1	Spring Pin, 1/4" x 1 1/4"
5	G10602	1	Spring Pin, 1/4" x 1 1/2"
6	GD8778	1	Wear Strip
7	GA5699	1	Upper Brush
8	GD11122	1	Upper Brush Retainer (Used W/Soybean and Cotton Discs)
9	GA5834	1	Lower Brush
10	GA5794	-	Seed Disc, Soybean, 60 Cell, Black Color-Coded
	GA6184	-	Seed Disc, Specialty Soybean, 48 Cell, Dark Blue Color-Coded
	GA5796	-	Seed Disc, Cotton, Acid-Delinted, 30 Cell, White Color-Coded
	GA6168	-	Seed Disc, Large Cotton, Acid-Delinted, 36 Cell, Tan Color-Coded
	GA6478	-	Seed Disc, High-Rate Cotton, Acid-Delinted, 48 Cell, Light Green Color-Coded
	GA6182	-	Seed Disc, Hill-Drop Cotton, Acid-Delinted, 12 Cell, Brown Color-Coded
	GA7255	-	Seed Disc, Small Hill-Drop Cotton, Acid-Delinted, 12 Cell, Dark Green Color-Coded
	GB1134	-	Seed Disc, Wheat, 54 Cell, Purple Color-Coded (Brush Meter 2.0)
11	G10531	2	Wing Nut W/Nylon Insert, 1/4"-20
12	G11151	9	Hex Washer Head Screw, No. 10-16 x 1/2"
	G10634	-	Slotted Tap Screw, No. 10-24 x 5/8" (Use As Required)
13	GD7878	1	Cover
14	GD15699	1	Shank Cover, Brush-Type Seed Meter
15	GA5982	-	Seed Disc, Small Milo/Grain Sorghum, 30 Cell, Red Color-Coded
	GA6187	-	Seed Disc, Large Milo/Grain Sorghum, 30 Cell, Light Blue Color-Coded
	GA5795	-	Seed Disc, High-Rate Small Milo/Grain Sorghum, 60 Cell, Red Color-Coded
	GA6633	-	Seed Disc, High-Rate Large Milo/Grain Sorghum, 60 Cell, Yellow Color-Coded
16	GD8237	-	Upper Brush Retainer (Used W/Milo/Grain Sorghum Discs)

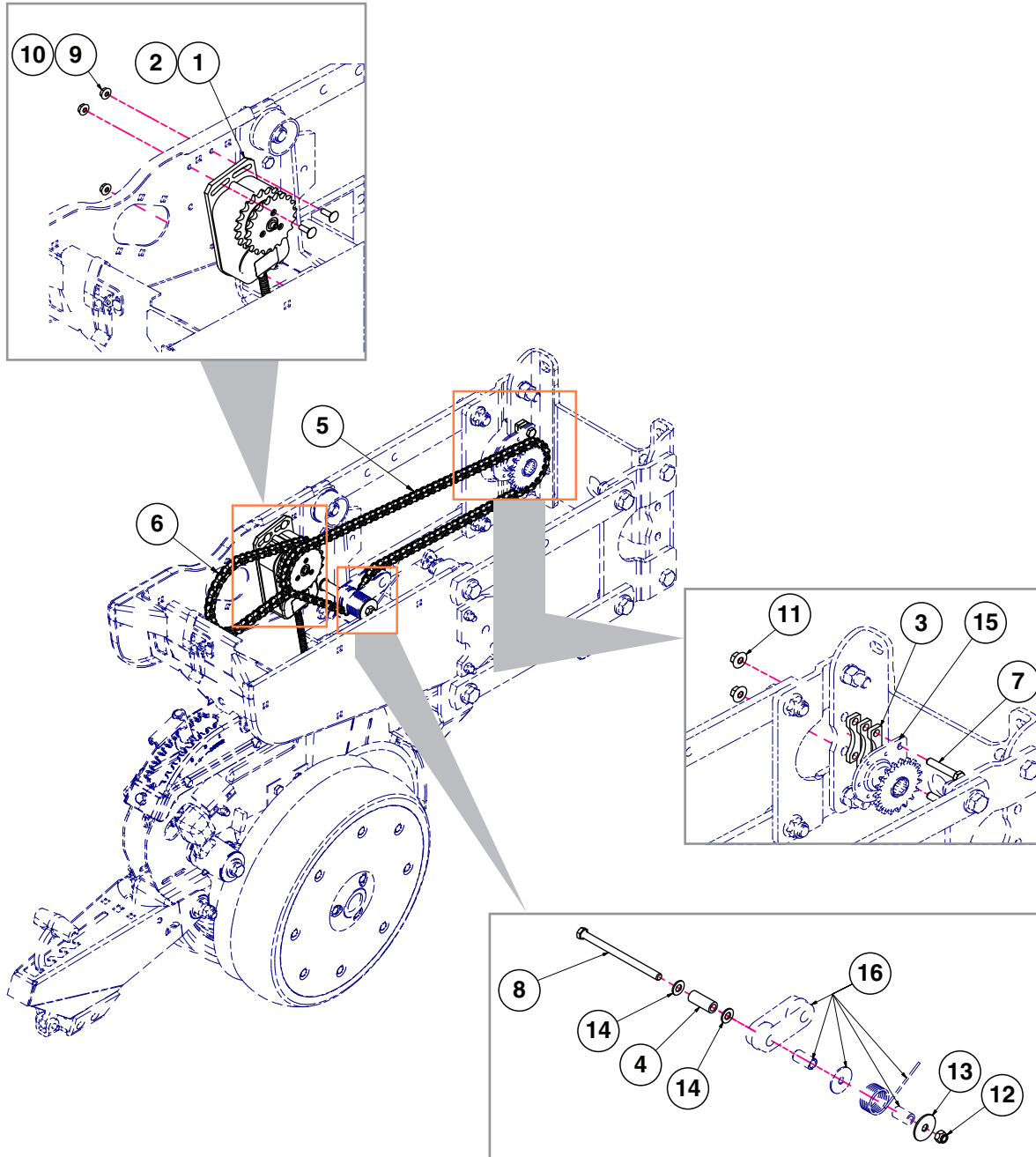
(IP1507)



ITEM	PART NO.	QTY.	DESCRIPTION
1	GB0815	1	Shield
2	G11619	3	Phillips Pan Head Tapping Screw, No. 6-19 x 3/8"
3	GB0697	1	Chute Cover
4	GB0780	1	Brush
5	GB0823	1	Baffle
6	GB1147	1	Disc Hub
7	G11618	4	Torx Flat Head Tapping Screw, No. 6-19 x 1/4"
8	G11172	4	Hex Socket Head Shoulder Screw, 1/4"-20 x 3/8", Stainless Steel
9	GA24878	1	Brush Assembly

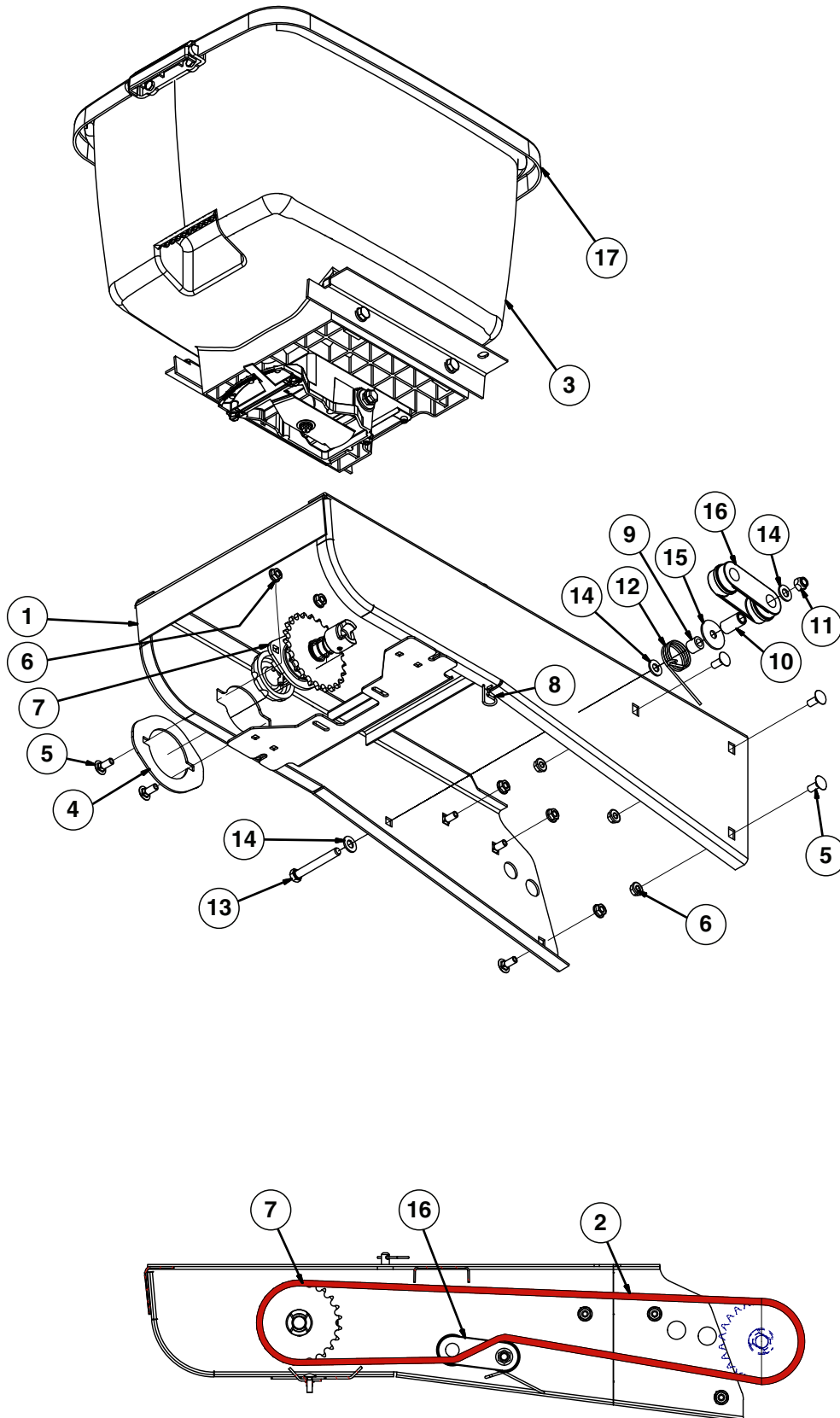
ITEM	PART NO.	QTY.	DESCRIPTION
10	G11448	1	Pin, ¼" x 1"
11	G10475	1	Spring Pin, ¼" x 2¼"
12	GA24877	1	Meter Housing W/Bearing
13	G11578	2	Phillips Pan Head Tapping Screw, No. 8-18 x ½"
14	GA24676	1	Singulator Guide Assembly
15	GB0920	1	Cover
16	GB0818	1	Vacuum Port, Pull Row Unit
17	GB0676	1	Lip Seal
18	GD26593	1	Gasket Housing
19	G11556	9	Phillips Pan Head Tapping Screw, 6-19 x ½"
20	GB0907	1	Retainer Spring
21	GD25147	1	Compression Spring
22	G11619	1	Phillips Pan Head Tapping Screw, No. 6-19 x ⅜"
23	GA24752	1	Singulator Assembly (Includes Items 13 and 14)
24	G10276X	1	Seed Disc, Corn, 40 Cell, Light Blue Color-Coded, Ejector Wheel, and Spring
	G10277X	-	Seed Disc, Soybean, 120 Cell, Black Color-Coded, Ejector Wheel, and Spring
	G10279X	-	Seed Disc, Sugar Beets/Milo, Dark Orange Color-Coded, Ejector Wheel, and Spring
	G10278X	-	Seed Disc, Sunflower, 40 Cell, Gray Color-Coded, Ejector Wheel, and Spring
	G10280X	-	Seed Disc, Cotton, 60 Cell, Green Color-Coded, Ejector Wheel, and Spring
	G10281X	-	Seed Disc, Black Turtle and Navy Edible Bean and Popcorn, 60 Cell, Brown Color-Coded, Ejector Wheel, and Spring
	G10282X	-	Seed Disc, Pinto and Great Northern Edible Beans and Low-Rate Soybean, 60 Cell, Dark Blue Color Coded, Ejector Wheel, and Spring
	G10283X	-	Seed Disc, Rapeseed, 83 Cell, Dark Gray Color-Coded, Ejector Wheel and Spring
	GB1237	-	Anti-Static Blank Seed Disc
	GB1231	-	Blank Seed Disc
	G10275X	-	Seed Disc, Soybean, 60 Cell Black Color-Coded
	G10274X	-	Seed Disc, Wheat, 54 Cell Purple Color-Coded
25	G11588	2	Hex Socket Head Cap Screw, No. 10-24 x 5/8" Grade 8
26	GD28631	1	Cover Plate
27	GD29425	1	Dust Cap
28	GB0926		Shank Cover
29	GA20111	1	Vacuum Port, Push Row Unit
30	GA19112	-	Ejector Arm, Corn
	GA19113	-	Ejector Arm, Soybean
	GA19114	-	Ejector Arm, Sunflower
	GA19115	-	Ejector Arm, Beets/Milo
	GA20346	-	Ejector Arm, Black Turtle, Navy, Pinto, and Great Northern Edible Bean, Popcorn, and Low-Rate Soybean
	GA25550	-	Ejector Arm, Rapeseed
	GA26989	-	Ejector Arm, Wheat
31	GD25147	-	Compression Spring
32	G11693	2	Torx Flat Head Machine Screw, No. 4-40 x ½"
33	GB0921	1	Lower Blade
34	GD29657	1	Retainer
35	GB0958	1	Outer Blade
36	GD34774	1	Meter Gasket
37	GA18907	1	Meter Stepper Motor
38	GA20711	1	Seed Meter Motor ESD Drain Harness
	GA20712	1	Row Unit Seed Meter Harness (Both are used connected to each other)
39	G11009	2	Locking Thumbscrew, 5/16"-18 x 3/4"
A	G9903X	-	Vacuum Meter Assembly, Pull Row Unit (Excludes Items 24 and 29-31)
B	G9897X	-	Vacuum Meter Assembly, Push Row Unit (Excludes Items 16, 24, and 30-31)
C	GA20622	-	Cover Assembly (Items 15-22)

(A26520)



ITEM	PART NO.	QTY. (Per Row)	DESCRIPTION
1	GA16374	1	Electric Clutch Assembly
2	GA17200	1	Clutch HS Driver Cable Adapter
3	GD23774	1	Hanger Bearing Spacer
4	GD23773	1	Chain Idler Spacer
5	G3303-103	1	Chain, No. 41, 103 Pitch Including Connector Link
6	G3303-44	1	Chain, No. 41, 44 Pitch Including Connector Link (Vacuum)
	G3303-34	1	Chain, No. 41, 34 Pitch Including Connector Link (Mechanical)
7	G10048	2	Hex Head Cap Screw, 3/8"-16 x 2"
8	G10687	1	Hex Head Cap Screw, 3/8"-16 x 5 1/2"
9	G10310	3	Carriage Bolt, 1/4"-20 x 3/4", Grade 2
10	G10621	3	Serrated Flange Nut, 1/4"-20
11	G11091	2	Serrated Flange Nut, 3/8"-16
12	G10108	1	Lock Nut, 3/8"-16
13	G10201	1	Special Washer, 3/8" x 1 1/2" O.D.
14	G11387	2	Flat Washer, 3/8" SAE
15	---	-	<a href="#">See "Parallel Arms, Mounting Support Plate, and Quick Adjustable Down Force Springs Option" on page P5</a>
16	---	-	<a href="#">See "Shank Assembly, Seed Tube, and Depth Adjustment" on page P3</a>

(A26370/A26319)





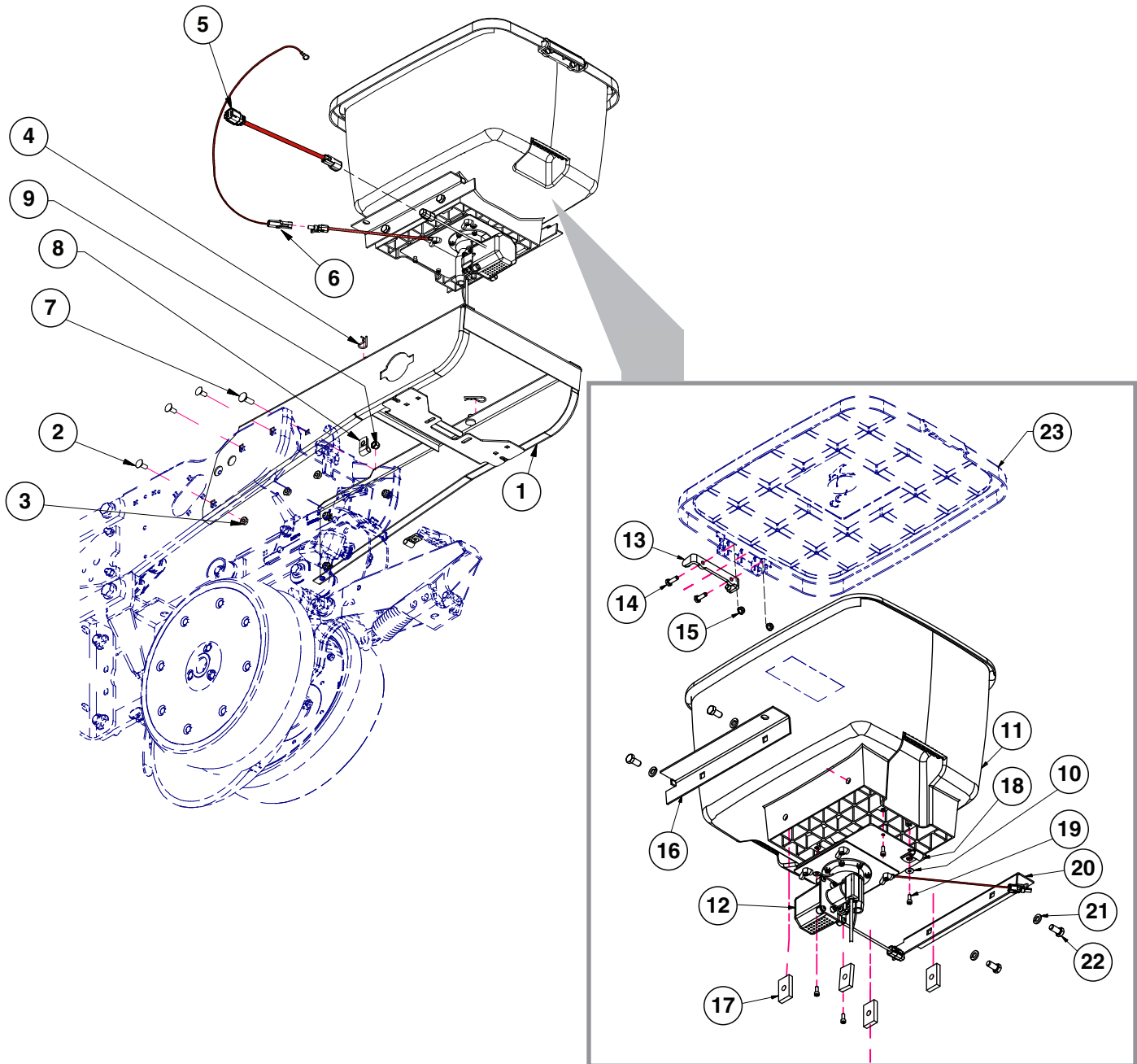
ITEM	PART NO.	QTY. (Per Row)	DESCRIPTION
1	GA26287	1	Chemical Hopper Support
2	G3303-108	1	Chain, No. 41, 108 Pitch Including Connector Link ( <b>Vacuum</b> )
	<b>or</b>		
	G3303-114	1	Chain, No. 41, 114 Pitch Including Connector Link ( <b>Mechanical</b> )
3	GA8371	1	Granular Chemical Hopper Assembly
	GA8326	1	Insecticide Meter Assembly
	GD11424	4	Block
	GD1060	1	Hinge Bracket
	GD1059R	1	Support
	GD1059L	1	Support
	G11793	4	Hex Socket Head Cap Screw, No. 10-24 x 7/8"
	G10621	2	Serrated Flange Nut, 1/4"-20
	G10229	4	Lock Washer, 3/8"
	G10023	2	Hex Head Cap Screw, 1/4"-20 x 3/4"
	G10002	4	Hex Head Cap Screw, 3/8"-16 x 3/4"
4	GD11305	1	Clutch Mount Plate
5	G10312	8	Carriage Bolt, 5/16"-18 x 3/4"
6	G10620	8	Serrated Flange Nut, 5/16"-18
7	GA8366	1	Chemical Meter Clutch
8	G10670	2	Hair Pin Clip, No. 3
9	GD2971-10	1	Sleeve, 9/16" Long
10	GD1026	1	Sleeve, 1 3/16"
11	G10108	1	Lock Nut, 3/8"-16
12	GD11219	1	Torsion Spring
13	G10325	1	Hex Head Cap Screw, 3/8"-16 x 2 3/4"
14	G11387	3	Hardened Washer, 3/8" SAE
15	G10201	1	Special Washer, 3/8" x 1 1/2" O.D.
16	GD11962	1	Idler
17	GA26128	-	Insecticide Lid, Ukrainian
	GA26127	-	Insecticide Lid, Russian
	GA26262	-	Insecticide Lid, Romanian
	GA26129	-	Insecticide Lid, Bulgarian
	GA4444	-	Insecticide Lid, English

# Granular Chemical Hopper and Hopper Panel Extension (Blue Drive)

Model 3505

M0311-02

(A26335/A27180)



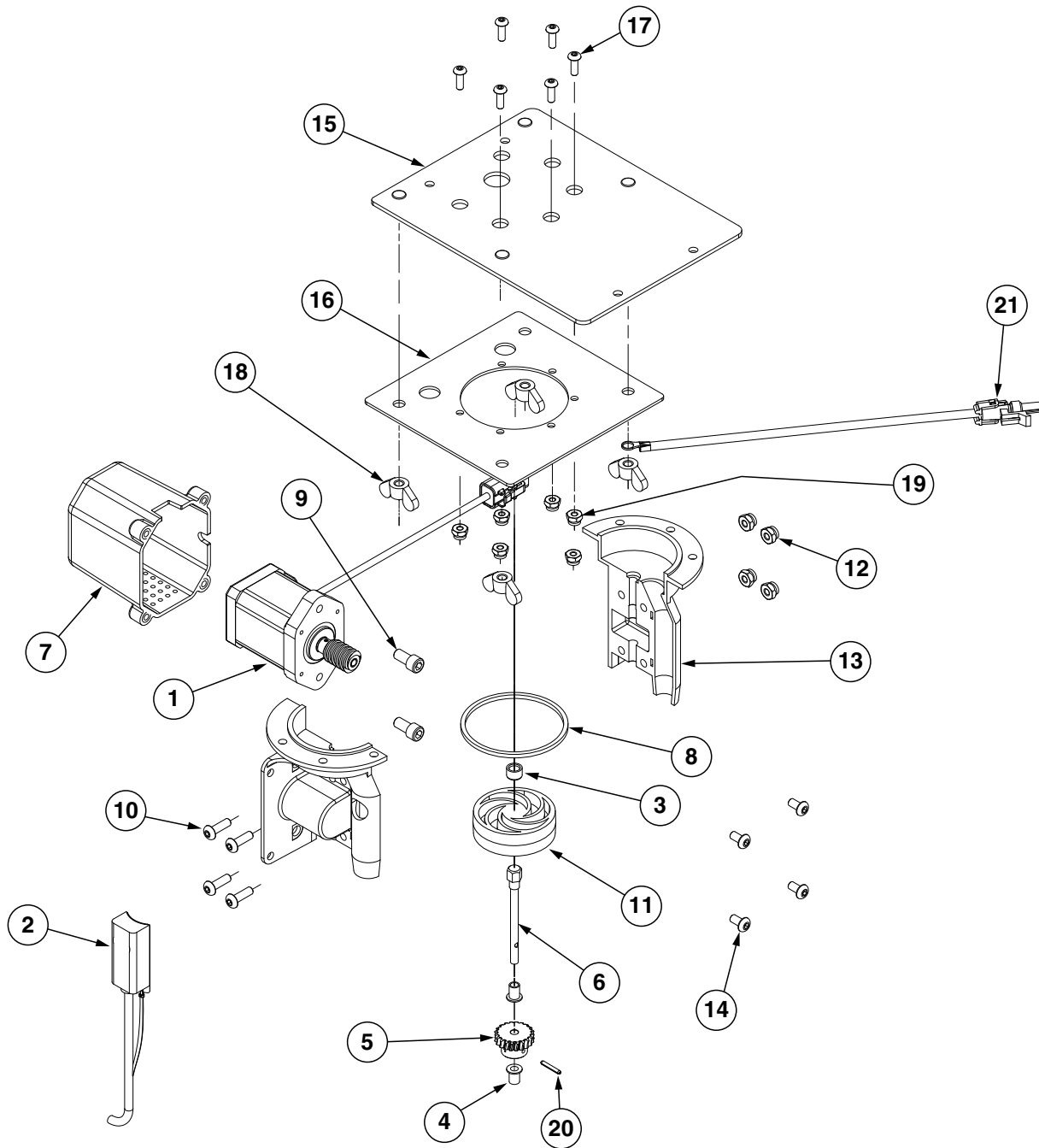
**Granular Chemical Hopper and Hopper Panel Extension  
(Blue Drive)**

M0311-02

Model 3505

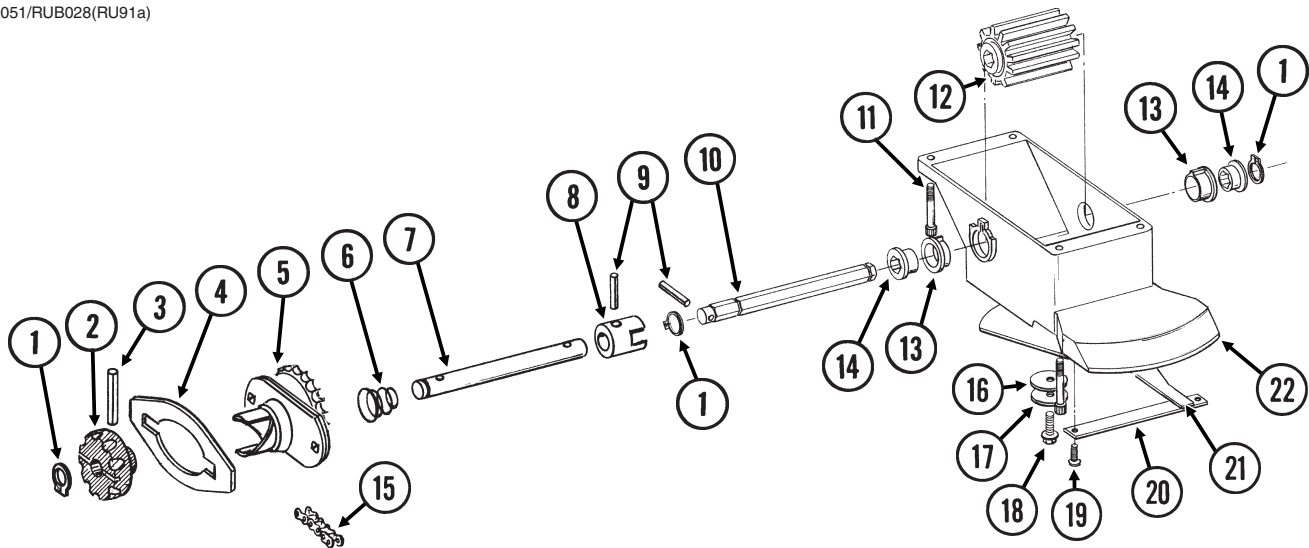
ITEM	PART NO.	QTY. (Per Row)	DESCRIPTION
1	GA26287	1	Chemical Hopper Support
2	G10312	6	<b>Carriage Bolt, 5/16"-18 x 3/4"</b>
3	G10620	6	Serrated Flange Nut, 5/16"-18
4	G10670	2	Hair Pin Clip, No. 3
5	GA22522	1	Insecticide Harness
6	GA20712	1	Row Unit ESD Drain Harness
7	G10305	1	Hex Head Cap Screw, 3/8"-16 x 1"
8	GD6291	1	Insulated Clamp, 3/8"
9	G10108	1	Lock Nut, 3/8"-16
11	GA8371	1	Chemical Hopper Assembly
12	GA26331	1	Insecticide Meter Assembly
13	GD1060	1	Hinge Bracket
14	G10023	2	Hex Head Cap Screw, 1/4"-20 x 3/4"
15	G10621	2	Serrated Flange Nut, 1/4"-20
16	GD1059R	1	Support
17	GD11424	4	Block
18	GD6291	1	Insulated Clamp, 3/8"
19	G11998	4	Hex Head Cap Screw, 10-24 x 1/2", Self-Locking, Yellow Loctite
20	GD1059L	1	Support
21	G10229	4	Lock Washer, 3/8"
22	G10002	4	Hex Head Cap Screw, 3/8"-16 x 3/4"
23	GA26128	-	Insecticide Lid, Ukrainian
	GA26127	-	Insecticide Lid, Russian
	GA26262	-	Insecticide Lid, Romanian
	GA26129	-	Insecticide Lid, Bulgarian
	GA4444	-	Insecticide Lid, English

(A26331)

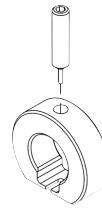



ITEM	PART NO.	QTY. (Per Row)	DESCRIPTION
1	GA15473	1	Step Motor, 3.5 AMP
2	GA24364	1	Flow Sensor
3	GD22695	1	Bearing Sleeve, 3/8" O.D. x 1/4" I.D. x 1/4"
4	GD22696	2	Flange Bearing, 1/4" O.D. x 3/16" I.D. x 3/8"
5	GD29492	1	Gear
6	GD29491	1	Drive Shaft
7	GB0577	1	Motor Cover
8	GD28515	1	O-Ring
9	G10260	2	Hex Socket Head Cap Screw, 1/4"-20 x 1/2"
10	G11447	4	Hex Button Head Cap Screw, #10-24 x 5/8"
11	GB0579	1	Insecticide Impeller
12	G11445	4	Hex Locknut, #10-24
13	GA18195	1	Insecticide Housing
14	G10261	4	Hex Button Head Cap Screw, #10-32 x 3/8"
15	GA26330	1	Insecticide Mount
16	GD36333	1	Insecticide Motor Mount Plate
17	GR1292	6	Hex Socket Button Head Cap Screw, No. 8-32 x 1/2"
18	G10531	4	Wing Nut W/Nylon Insert, 1/4"-20
19	G11202	6	Lock Nut W/Nylon Insert, No. 8-32, Stainless Steel
20	G11687	1	Spring Slot Pin
21	GA20710	2	Granular Chemical Motor ESD Drain Harness

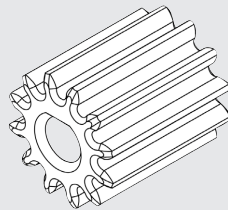
RUA051/RUB028(RU91a)




ITEM	PART NO.	QTY. (Per Row)	DESCRIPTION
1	G10567	3	External Retaining Ring, 5/8"
2	GD11239	1	Knob
3	G10602	1	Spring Pin, 1/4" x 1 1/2"
4	GD11305	1	Clutch Mount Plate
5	GA8364	1	Sprocket And Bearing, Drive Clutch, 24 Tooth
6	GD11413	1	Spring
7	GD11240	1	Shaft
8	GB0278	1	Coupler
9	G10546	2	Spring Pin, 3/16" x 1 1/4"
10	GD11297	1	Shaft
11	G11793	4	Hex Socket Head Cap Screw, No. 10-24 x 7/8"
12	GD7148	1	Feed Roller, Hex Bore
13	GB0115	2	Bearing
14	GD7258	2	Hex Bushing
15	G3303-114	1	Chain, No. 41, 114 Pitch Including Connector Link (Mechanical)
	G3303-108	1	Chain, No. 41, 108 Pitch Including Connector Link (Vacuum)
	GR0196	1	Connector Link, No. 41
16	G10660	1	Wave Washer, 1/2"
17	G11385	1	Flat Washer, 1/4" SAE
18	G10570	1	Slotted Hex Self-Tapping Screw, 1/4"-20 x 3/4"
19	G11073	2	Slotted Hex Self-Tapping Screw, No. 10 x 3/8"
20	GD1061	1	Support Strap
21	GD1063	1	Metering Gate
22	GB0116	1	Granular Housing
A	GA8326	-	Granular Chemical Meter Complete (Items 1, 9, 10, 12-14 And 16-22)
B	GA8366	-	Granular Chemical Meter Clutch (Items 1-3 and 5-9)



1



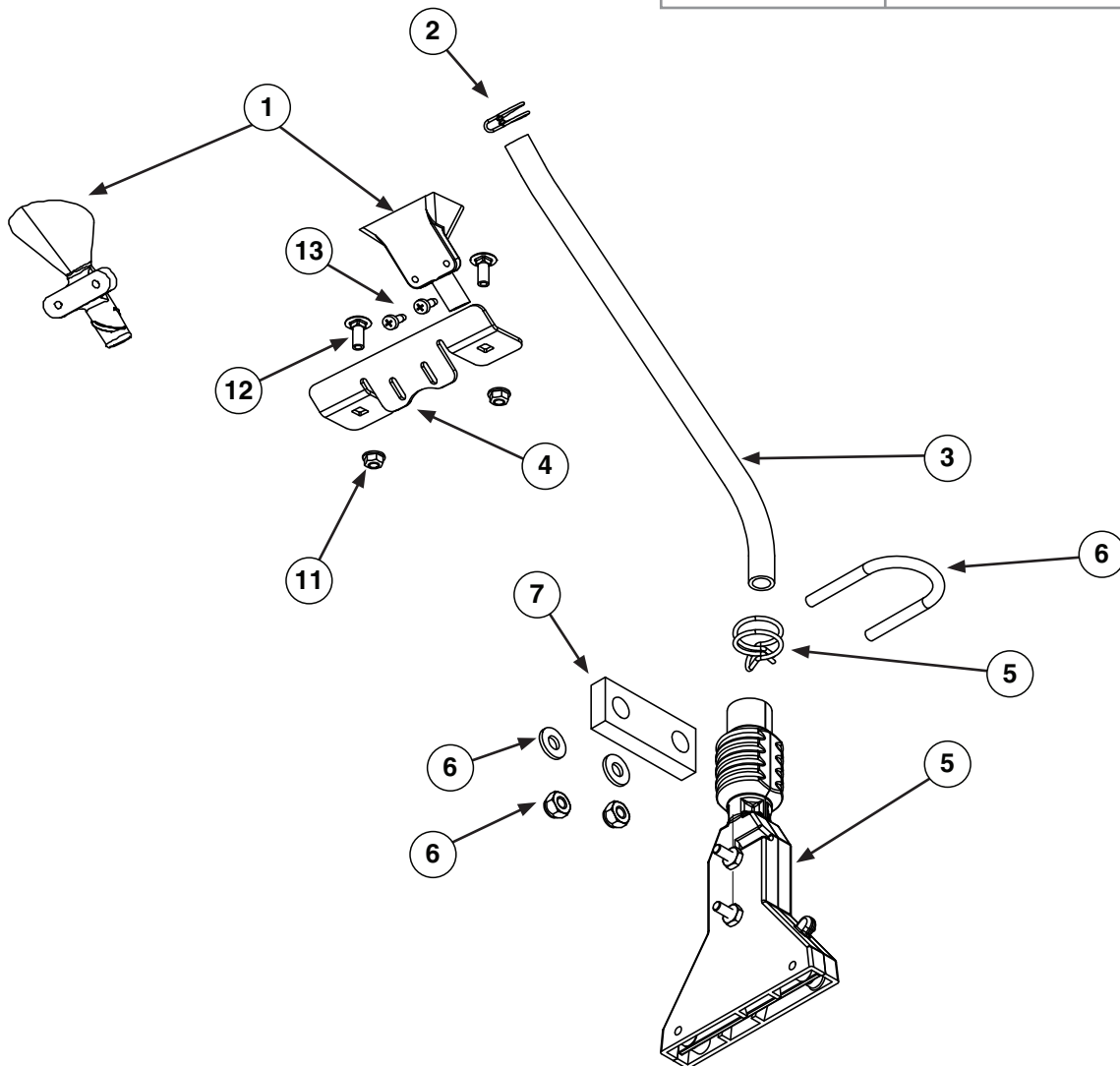
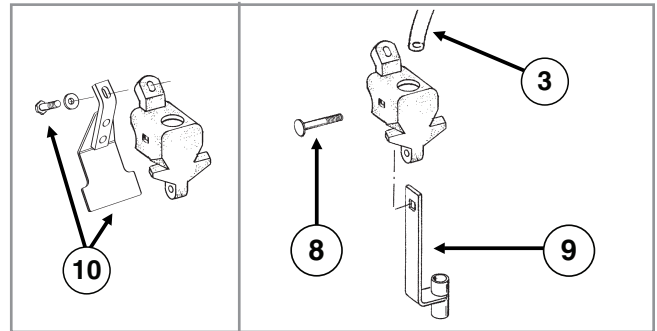
2



3

ITEM	PART NO.	QTY.	DESCRIPTION
1	G1K728	-	Seed Meter Stepper Motor Pinion Press Kit, Includes: (1) 1/2 Ton Arbor Press W/ Anvil, (1) Ring Puller W/Set Screw, (1) Instruction Sheet
2	GB1190	-	Pinion Motor Gear
3	G7100-614	-	Shaft Seal

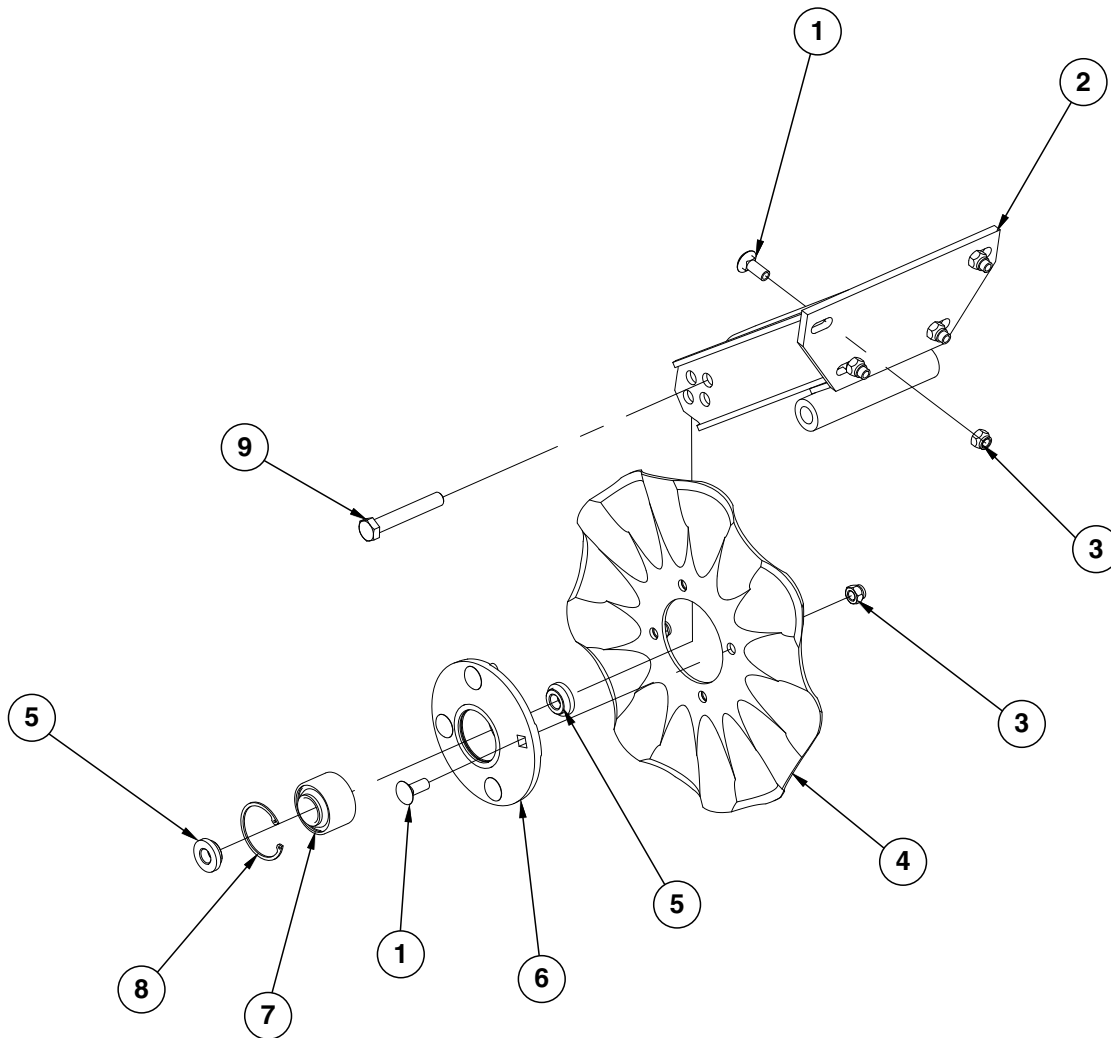
(A26370/A27180)





ITEM	PART NO.	QTY.	DESCRIPTION
1	GD2423 or GD29423	1	Funnel ( <b>Ground Contact Drive</b> )
2	G11209	1	Funnel, Anti-Static ( <b>Blue Drive</b> )
2	G11209	1	Wire Hose Clamp, ¾"
3	GD2947	1	Hose, 7/16" x 28"
4	GD36277 or GD26803	1	Funnel Mount ( <b>Ground Contact Drive</b> )
5	GA6906	1	Funnel Mount ( <b>Blue Drive</b> )
5	GA6906	1	Granular Chemical Bander
5	G10864	1	Uni-Clamp
5	G10757	2	Pan Head Screw, No. 10-32 x 1¼"
5	G10758	2	Hex Nut, No. 10-32
6	GD10963	1	U-Bolt, 1½" x 1½" x ¼"-20
6	G11385	2	Flat Washer, ¼" SAE
6	G10110	2	Lock Nut, ¼"-20, Grade B
7	GD10984	1	Spacer
8	G10315	1	Carriage Bolt, ½"-13 x 2½" (Replaces Existing ½" x 2¼" Hardware)
9	GA6741	1	Bracket (Straight Drop In-Furrow)
10	G1K385	-	Bander Shield Kit W/Hardware And Instruction Sheet
10	G10003	1	Hex Head Cap Screw, ¾"-16 x 1½" (Included W/G1K385)
10	G11387	1	Flat Washer, ¾" SAE (Included W/G1K385)
11	G10621	2	Serrated Flange Nut, ¼"-20
12	G10310	2	Carriage Bolt, ¼"-20 x ¾", Grade 2
13	G10966	2	Phillips Head Self-Tapping Screw, No. 10 x 1/2"
A	GA7270	-	Bander Assembly (Includes all items under Item 5)

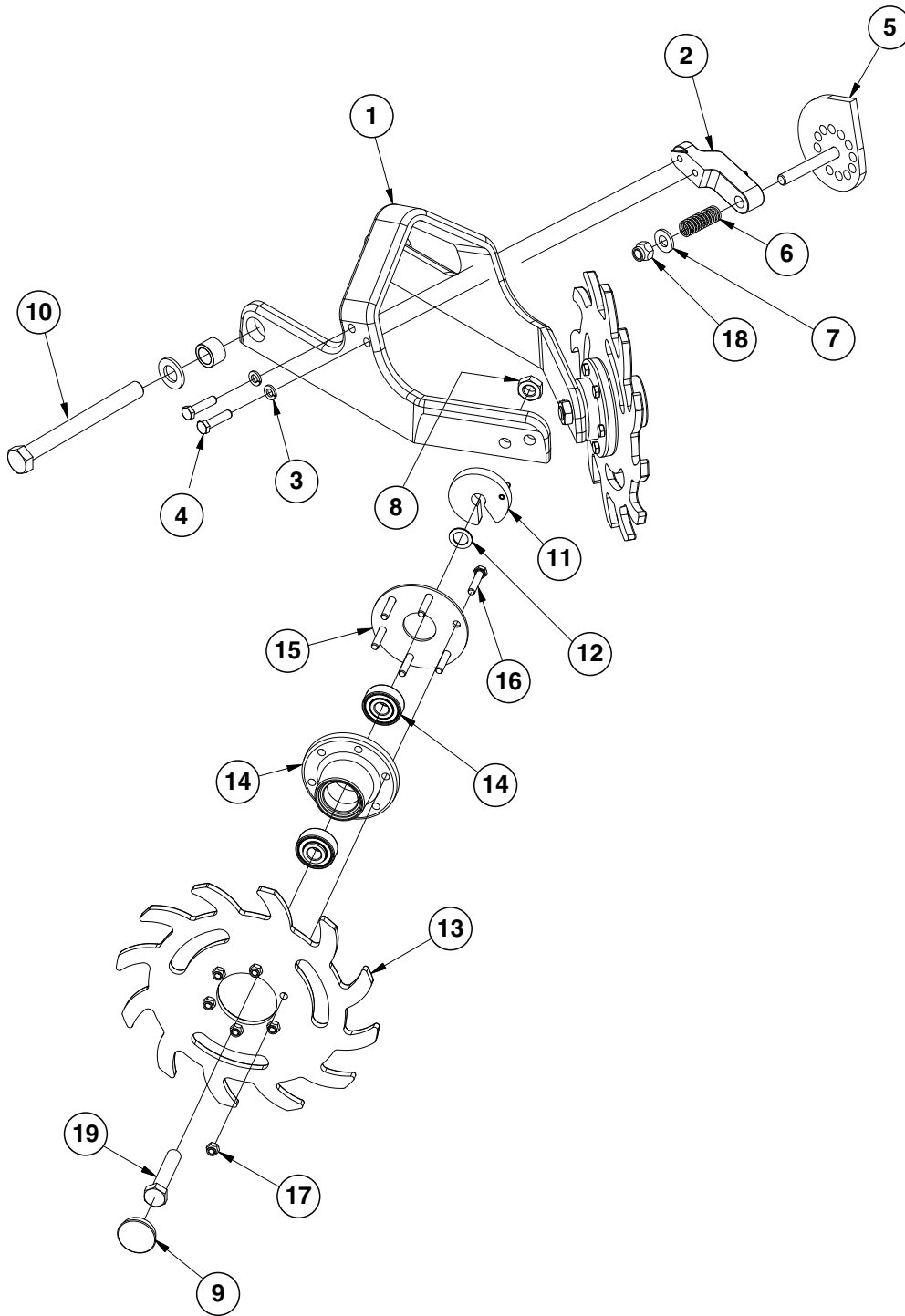
(IP1279)



ITEM	PART NO.	QTY. (Per Row)	DESCRIPTION
1	G10574	8	Carriage Bolt, 1/2"-13 x 1 1/4"
2	GA24239	1	Arm
3	G10111	8	Lock Nut, 1/2"-13
4	GD7803	1	Disc Blade, Fluted, 1", 8 Flutes (Shown)
	GD7804	-	Disc Blade, Bubbled, 1"
	GD9254	-	Disc Blade, Fluted, 3/4", 13 Flutes
5	GD11677	2	Adapter
6	GA8641	1	Hub W/Bearing And Retaining Ring (Includes items 7 and 8)
7	GA8603	1	Bearing, Double Row
8	GD19292	1	Retaining Ring (Square), 2 7/16"
9	G10036	1	Hex Head Cap Screw, 5/8"-11 x 4"
	G10107	1	Lock Nut, 5/8"-11

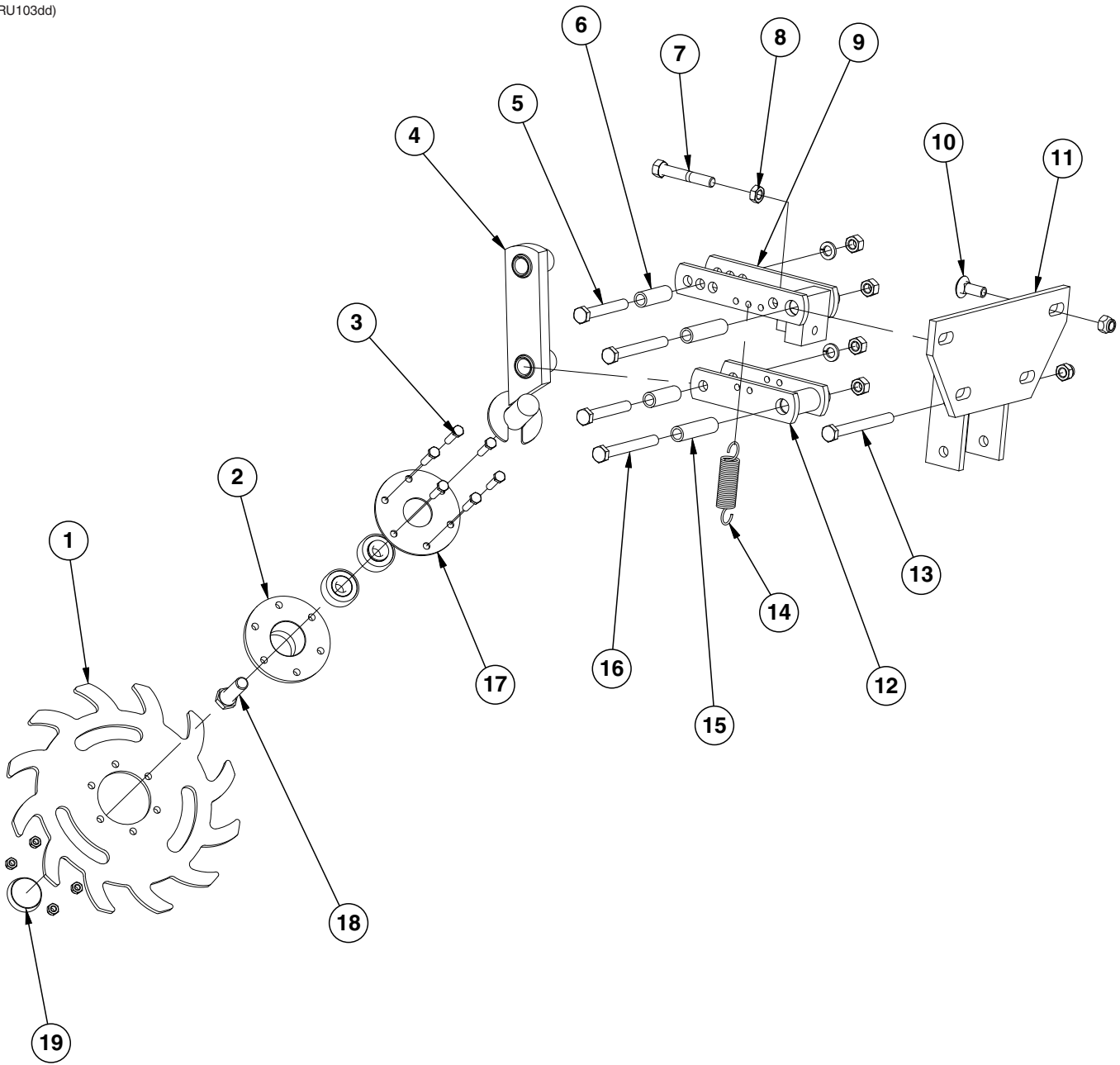
**This page left blank intentionally.**

(IP1468)



ITEM	PART NO.	QTY. (Per Row)	DESCRIPTION
1	GB0464	1	Residue Wheel Mount
2	GD26973	1	Cam Locking Pin
3	G10229	2	Lock Washer, 3/8"
4	G10004	2	Hex Head Cap Screw, 3/8"-16 x 1 1/4"
5	GA27038	1	Row Cleaner Cam
6	GD10519	1	Spring
7	G11389	1	Flat Washer, 1/2" Plated SAE
8	G10503	2	Hex Jam Nut, 5/8"-11, Grade 2
9	GD1132	2	Dust Cap
10	G11236	1	Hex Head Cap Screw, 3/4"-10 x 10 1/2"
	G11392	2	Flat Washer, 3/4" SAE
	GB0383	2	Bushing, 1 1/8" O.D. x 25/32" I.D. x 3/4" Long
	G11228	1	Lock Nut, 3/4"-10
11	GA8760	2	Weed Guard W/Spring Pin
	G10765	-	Spring Pin, 1/4" x 1" (Included W/GA8760)
12	GD30725	4	Machine Bushing, 5/8" (.030" Thick)
13	GB0387	2	Wheel, 12 Tine, 3/8" x 12"
14	GA5654	2	Hub W/Bearings
	GA2014	-	Bearing (Included W/GA5654)
15	GD9724	2	Backing Plate
16	G10133	12	Hex Head Cap Screw, 5/16"-18 x 1 1/2"
17	G10109	12	Lock Nut, 5/16"-18, Grade 8
18	G10974	1	Lock Nut W/Nylon Insert, 1/2"-13
19	G10010	2	Hex Head Cap Screw, 5/8"-11 x 3"
A	GA12235	-	L.H. Residue Wheel (Items 13-17)
B	GA12236	-	R.H. Residue Wheel (Items 13-17)

(RU103dd)



ITEM	PART NO.	QTY. (Per Row)	DESCRIPTION
1	GB0387	1	Wheel, 12 Tine, 3/8" x 12"
2	GA5654 GA2014	1 -	Hub W/Bearings Bearing
3	G10133 G10109	6 6	Hex Head Cap Screw, 5/16"-18 x 1 1/2" Lock Nut, 5/16"-18, Grade 8
4	GA6838	1	Wheel Mount
5	G10033 G10228 G10102	2 2 2	Hex Head Cap Screw, 1/2"-13 x 3 1/2" Lock Washer, 1/2" Hex Nut, 1/2"-13
6	GD9720	2	Spacer, 1/2" x 2 3/16" Long
7	G10371	1	Hex Head Cap Screw, 1/2"-13 x 3", Full Thread
8	G10501	1	Hex Jam Nut, 1/2"-13, Grade 2
9	GA6833	1	Upper Link
10	G10574 G10111	4 4	Carriage Bolt, 1/2"-13 x 1 1/4" Lock Nut, 1/2"-13
11	GA6832	1	Mount
12	GA6834	1	Lower Link
13	G10348 G10111	1 1	Hex Head Cap Screw, 1/2"-13 x 5" (Lockup Bolt) Lock Nut, 1/2"-13
14	GD5857	2	Spring
15	GD9715	2	Spacer, 1/2" x 3" Long
16	G10045 G10228 G10102	2 2 2	Hex Head Cap Screw, 1/2"-13 x 4 1/2" Lock Washer, 1/2" Hex Nut, 1/2"-13
17	GD9724	1	Backing Plate
18	G10006	1	Hex Head Cap Screw, 5/8"-11 x 2 1/4"
19	GD1132	1	Dust Cap
A	GA12236	-	Wheel Assembly, 12 Tine, R.H. (Items 1-3 and 18)

**NOTE:** Push row units use the same seed tube, row unit depth adjustment components, quick adjustable down force springs, 15" opener disc blades, gauge wheels, closing wheels, meter drive and seed hopper as the pull row unit. See those pages for common parts.

[See "Shank Assembly, Seed Tube, and Depth Adjustment" on page P3](#)

[See "Parallel Arms, Mounting Support Plate, and Quick Adjustable Down Force Springs Option" on page P5](#)

[See "15" Seed Opener Disc Blade/Bearing Assembly and Scrapers" on page P7](#)

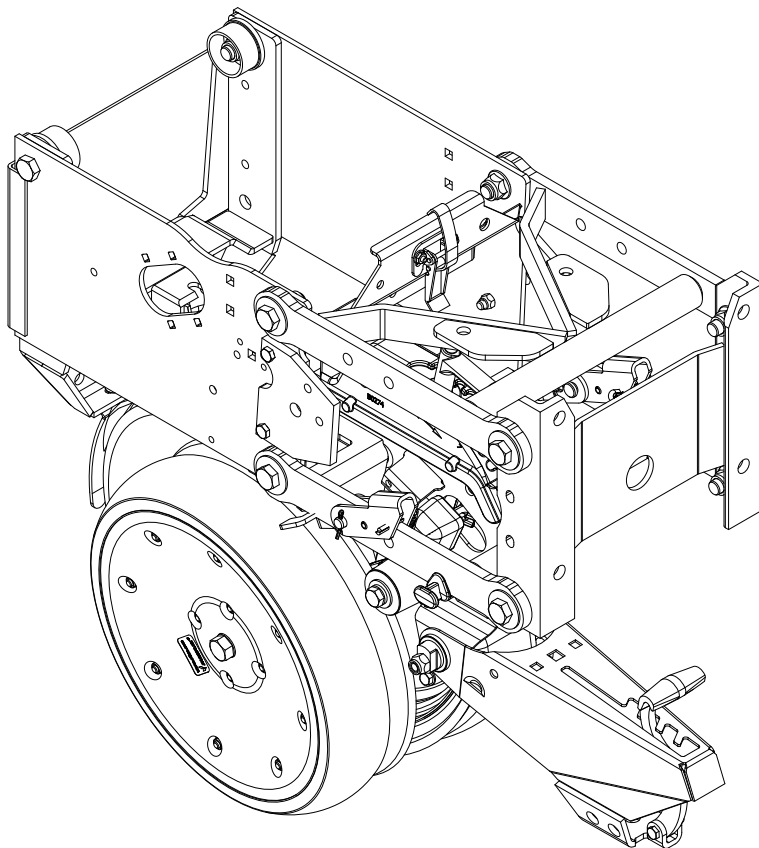
[See "Gauge Wheels" on page P9](#)

[See "'V" Closing Wheels" on page P11](#)

[See "Hopper Support and Meter Drive" on page P13](#)

[See "Seed Hopper and Lid" on page P20](#)

**NOTE:** Row unit assembly does not include the following: seed meter assembly, seed tube assembly, row unit hopper assembly, closing wheels, or seed meter clutch.

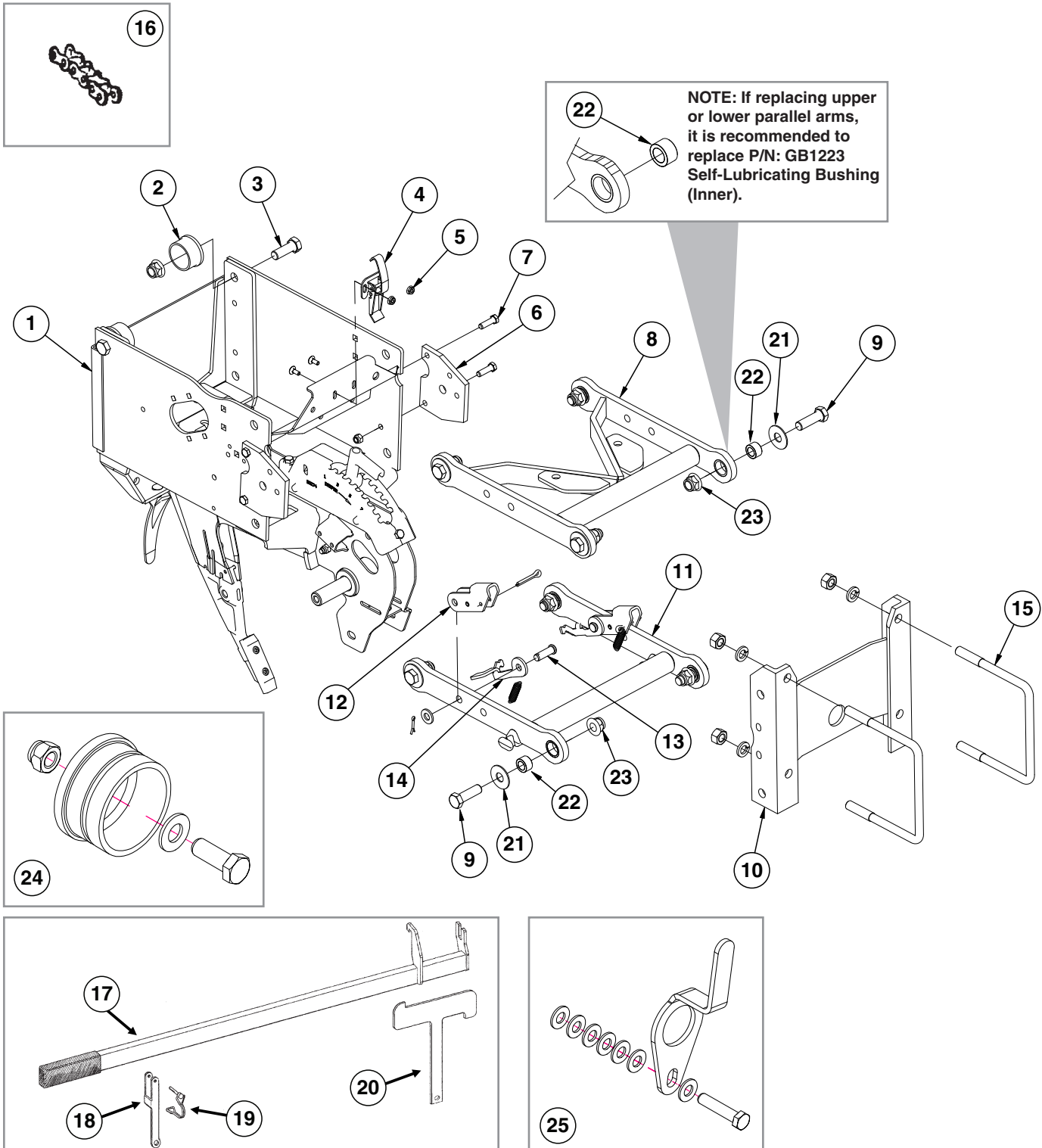


ITEM	PART NO.	QTY. (Per Row)	DESCRIPTION
1	G10504X	1	Push Row Unit Assembly



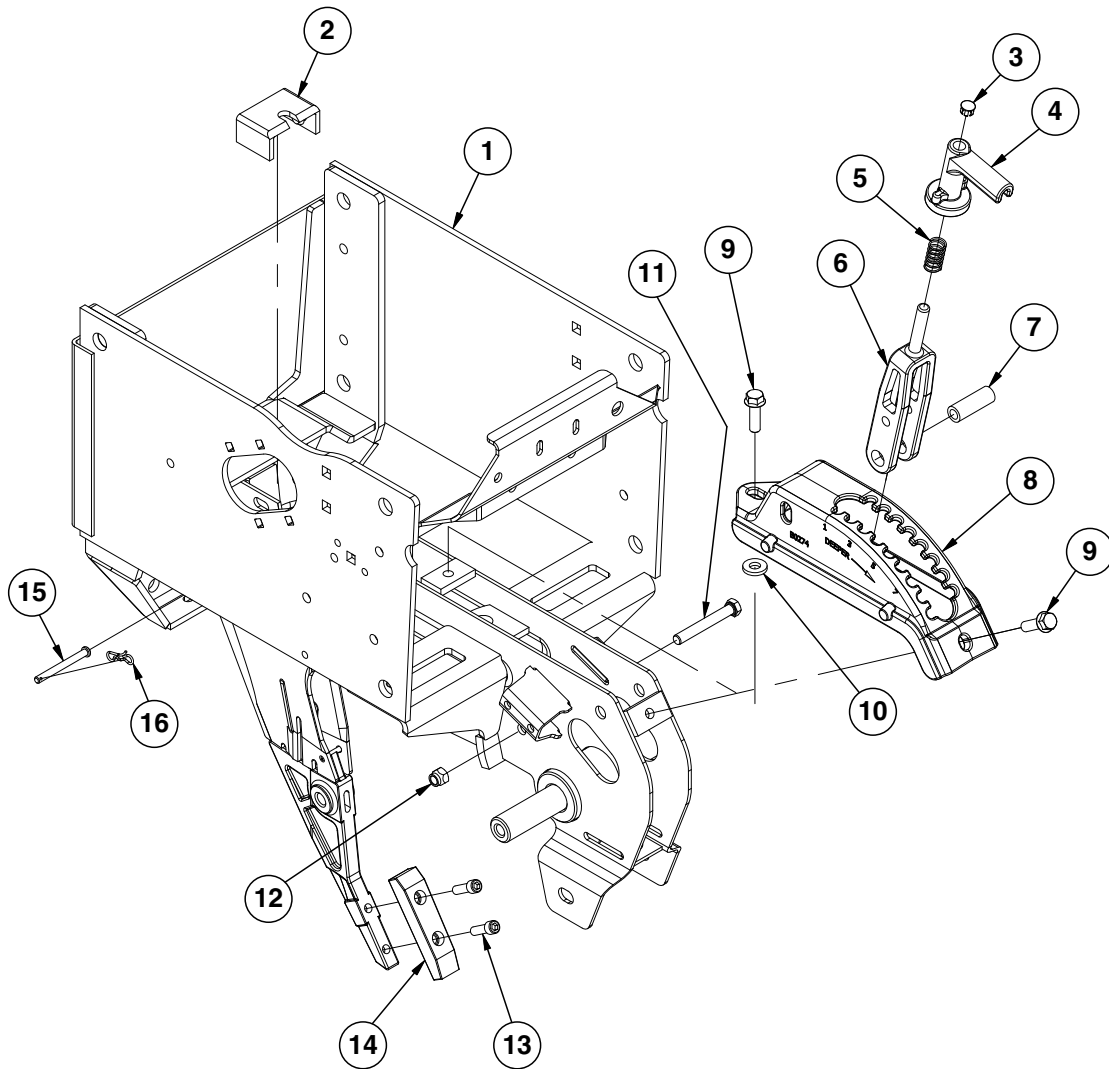
**This page left blank intentionally.**

**NOTE:** Push row units use the same seed tube, row unit depth adjustment components, quick adjustable down force springs, 15" opener disc blades, gauge wheels, closing wheels, meter drive and seed hopper as the pull row unit. See those pages for common parts.



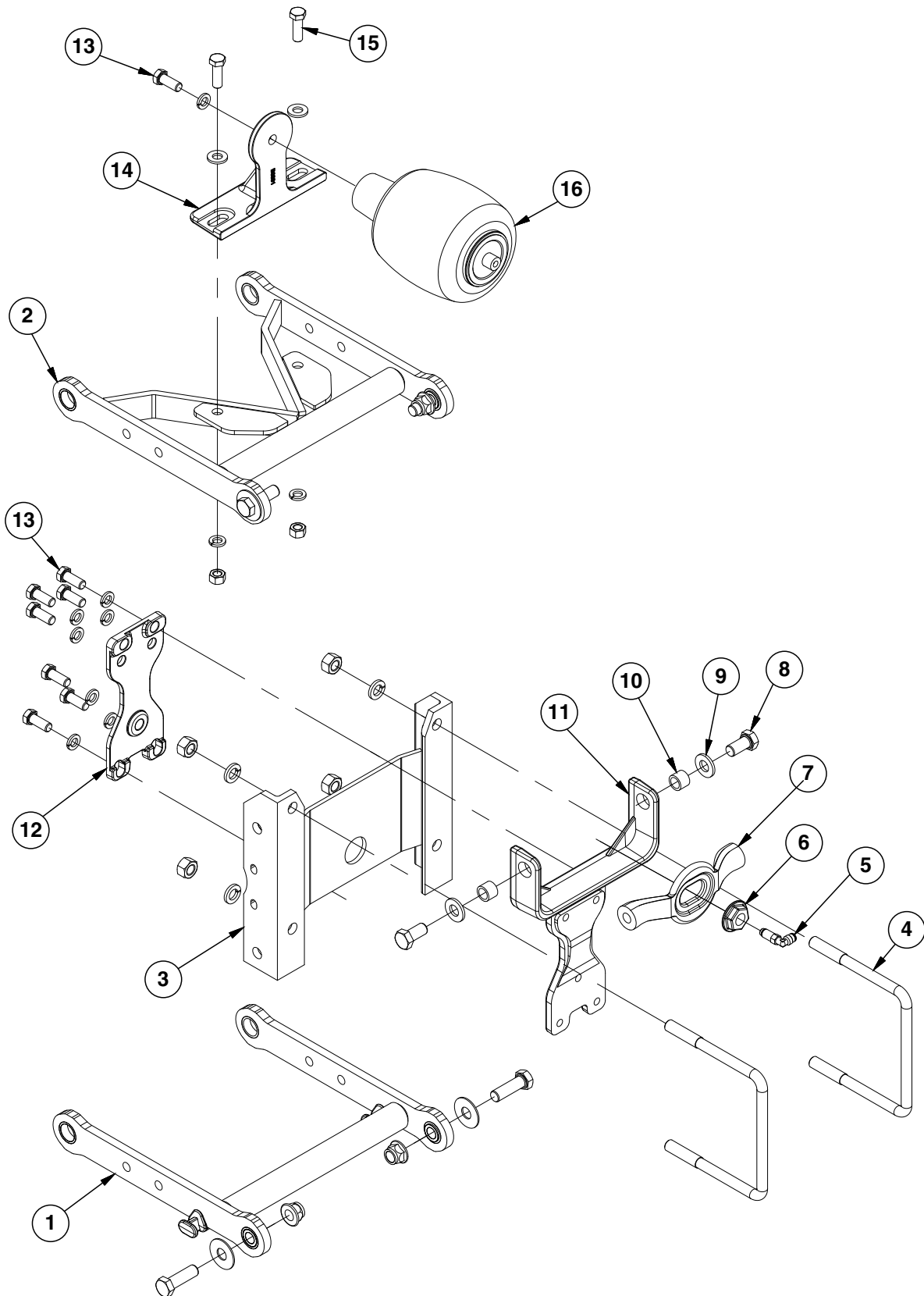
ITEM	PART NO.	QTY. (Per Row)	DESCRIPTION
1	---	1	<a href="#">See "Shank and Depth Adjustment (Split Row)" on page P49</a>
2	GB0314	2	Hopper Mount
3	G10751 G11514	2 2	Hex Head Cap Screw, 5/8"-18 x 1 3/4" Lock Nut, 5/8"-18
4	GA2007	1	Hopper Hold Down Latch
5	G10621 G10309	2 2	Serrated Flange Nut, 1/4"-20 Carriage Bolt, 1/4"-20 x 5/8", Grade 5
6	GD24545	2	Row Unit Stop
7	G10004 G10108	4 4	Hex Head Cap Screw, 3/8"-16 x 1 1/4" Lock Nut, 3/8"-16
8	G10011301 GB1224	1 -	Upper Parallel Arm Assembly Self-Lubricating Bushing (Included W/G10011301)
9	G10732	4	Hex Head Cap Screw, 5/8"-18 x 2"
10	GA11971	1	Mounting Plate
11	G10011401 GB1224	1 -	Lower Parallel Arm Assembly Self-Lubricating Bushing (Included W/G10011301)
12	GD11264 G10718 G10463 GD25569	1 2 2 2	Lockup Spring Pin, 5/16" x 1 1/8" Cotter Pin, 1/4" x 1 1/2" Spring
13	G10284 G11389 G10451	2 2 2	Clevis Pin, 1/2" x 1 1/2" Flat Washer, 1/2" Plated SAE Cotter Pin, 1/8" x 1"
14	GD25568 GD29459	1 1	Spring Mount Tab, L.H. Spring Mount Tab, R.H.
15	GD1113 GD1114 G10230 G10104	2 2 4 4	U-Bolt, 5" x 7" x 5/8"-11 U-Bolt, 7" x 7" x 5/8"-11 Lock Washer, 5/8" Hex Nut, 5/8"-11
16	G3303-96 GR0196	1 1	Chain, No. 41, 96 Pitch Including Connector Link Connector Link, No. 41
17	GA24889 GD11649	- -	Lift Lever W/Boot Boot (Included W/GA24889)
18	GD35471	1	Bracket (Lift Lever)
19	GD9695	1	Wire Lock Pin, 1/4" x 1 3/4"
20	GD35472	1	Mount
21	G11976	8	Flat Washer, 5/8" x 1 3/4"
22	GB1223	8	Self-Lubricating Bushing
23	G11514	8	Lock Nut, 5/8"-18
24	GD17052 G11387 G10001 G10108	1 1 1 1	Vacuum Plug Hardened Washer, 3/8" SAE Hex Head Cap Screw, 3/8"-16 x 1" Lock Nut, 3/8"-16
25	GD17014 G10047 G11387	1 1 7	Hose Guide, Vacuum Hex Head Cap Screw, 3/8"-16 x 1 3/4" Hardened Washer, 3/8" SAE
A	G1K534	-	Push Unit Lock-Up Kit, Items 6, and 12-14 (Includes GD24545 - Push Unit Stop)
B	G1K535	-	Push Unit Spring Lock-Up Kit, Items 12-14
C	G1K759	-	Push Row Unit Parallel Kit, Includes: (1) G10011301, (1) G10011401, (8) GB1223, (8) G11976, (2) G10732, (8) G11514, (6) G10751, (2) IS1066

(IP1585)



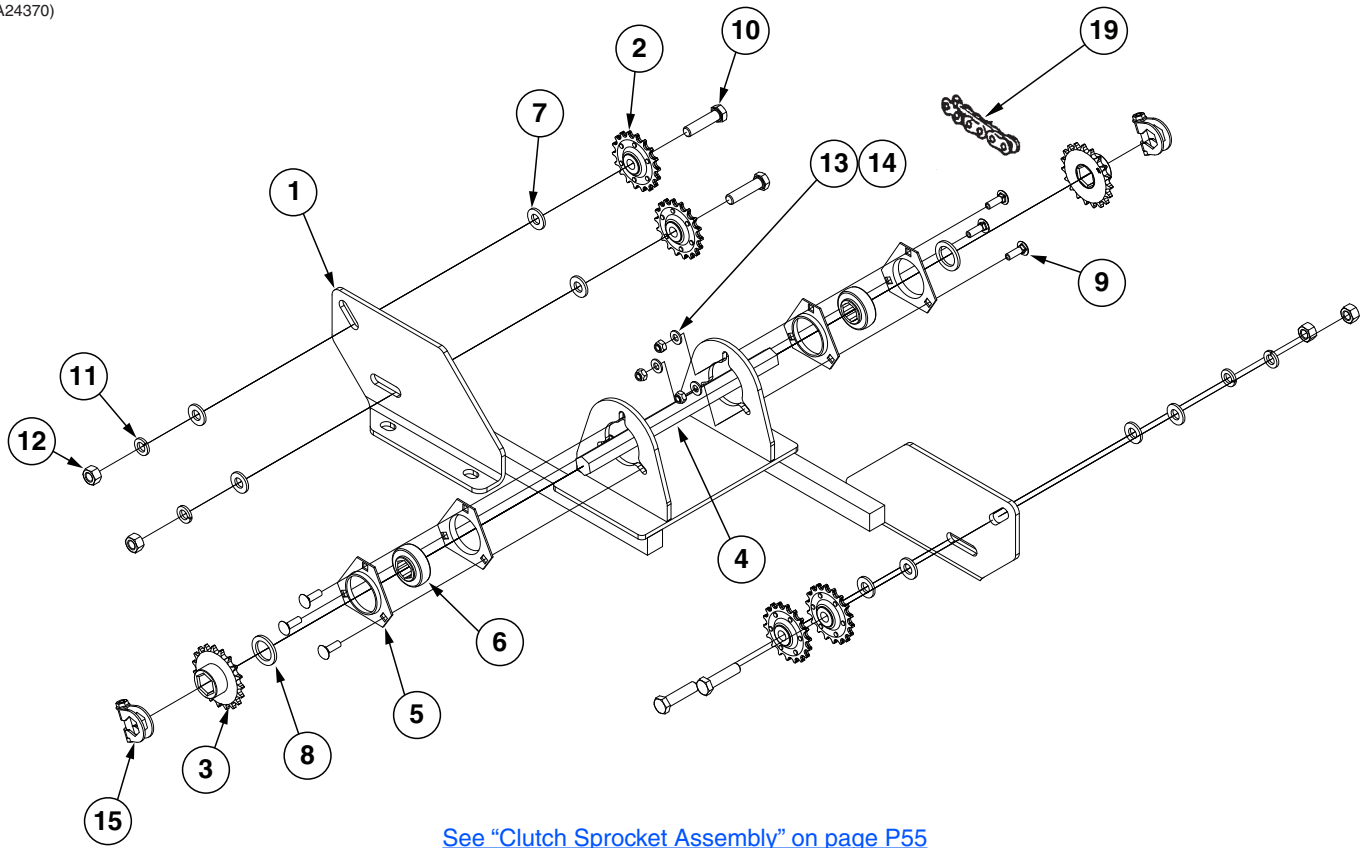
ITEM	PART NO.	QTY. (Per Row)	DESCRIPTION
1	GA26297	1	Push Row Unit Shank
2	GD16245	1	Sun Shade (Rubber)
3	GD3612	1	Cap Plug
4	GB0266	1	Handle, Depth Adjustment
5	GD10993	1	Spring
6	GB0267	1	Lever, Depth Adjustment
7	GD11259	1	Sleeve, $\frac{3}{8}$ " I.D. x $\frac{5}{8}$ " O.D. x $1\frac{25}{32}$ " Long
8	GB0274	1	Cover, Depth Adjustment
9	G11015	2	Hex Washer Head Cap Screw, $\frac{3}{8}$ "-16 x $1\frac{1}{4}$ "
10	G10207	1	Washer, $\frac{7}{8}$ " O.D. x $1\frac{13}{32}$ " I.D. x .134"
11	G11592	1	Hex Head Cap Screw, $\frac{3}{8}$ "-24 x $2\frac{3}{4}$ ", Grade 8
12	G11591	1	Nylon Lock Nut, $\frac{3}{8}$ "-24, Grade C
13	G10912	2	Hex Socket Head Cap Screw, $\frac{5}{16}$ "-18 x 1", Grade 8
14	G10038601	1	Scraper
15	G10551	1	Clevis Pin, $\frac{1}{4}$ " x $2\frac{1}{2}$ "
16	G10122301	1	Bow Tie Cotter Pin

(IP1641)

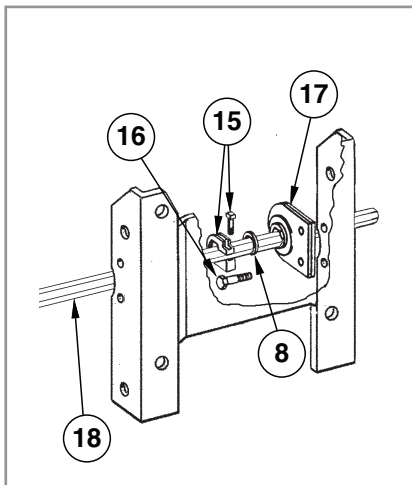


ITEM	PART NO.	QTY. (Per Row)	DESCRIPTION
1	---	---	<a href="#">See "Parallel Arms and Face Plate (Split Row)" on page P47</a>
2	---	---	<a href="#">See "Parallel Arms and Face Plate (Split Row)" on page P47</a>
3	---	1	<a href="#">See "Parallel Arms and Face Plate (Split Row)" on page P47</a>
4	---	---	<a href="#">See "Parallel Arms and Face Plate (Split Row)" on page P47</a>
5	GD18011	1	Elbow, 3/8" x 1/8" NPT Extended
6	GB0397	1	Shoulder Nut, 3/4"-16
7	GB0392	1	Yoke
8	G11018	2	Hex Head Cap Screw, 5/8"-18 x 1 1/4"
9	G11391	2	Flat Washer, 5/8" SAE
10	GD3180-30	2	Sleeve, 7/8" O.D. x 5/8" I.D. x 2 1/32"
11	GB0390	1	Yoke Mount
12	GB0389	1	Plate
13	G10037	8	Hex Head Cap Screw, 1/2"-13 x 1 1/4"
	G10228	8	Lock Washer, 1/2"
14	GB0391	1	Mount
15	G10017	2	Hex Head Cap Screw, 1/2"-13 x 1 1/2"
	G11389	2	Flat Washer, 1/2" SAE
	G10228	2	Lock Washer, 1/2"
	G10102	2	Hex Nut, 1/2"-13
16	GA11982	1	Air Spring Assembly

(A24370)



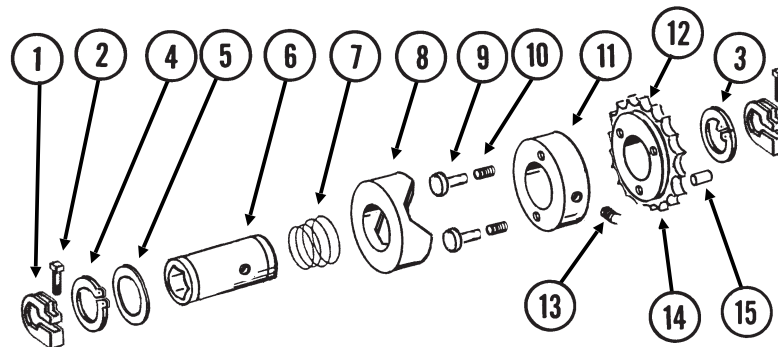
[See "Clutch Sprocket Assembly" on page P55](#)





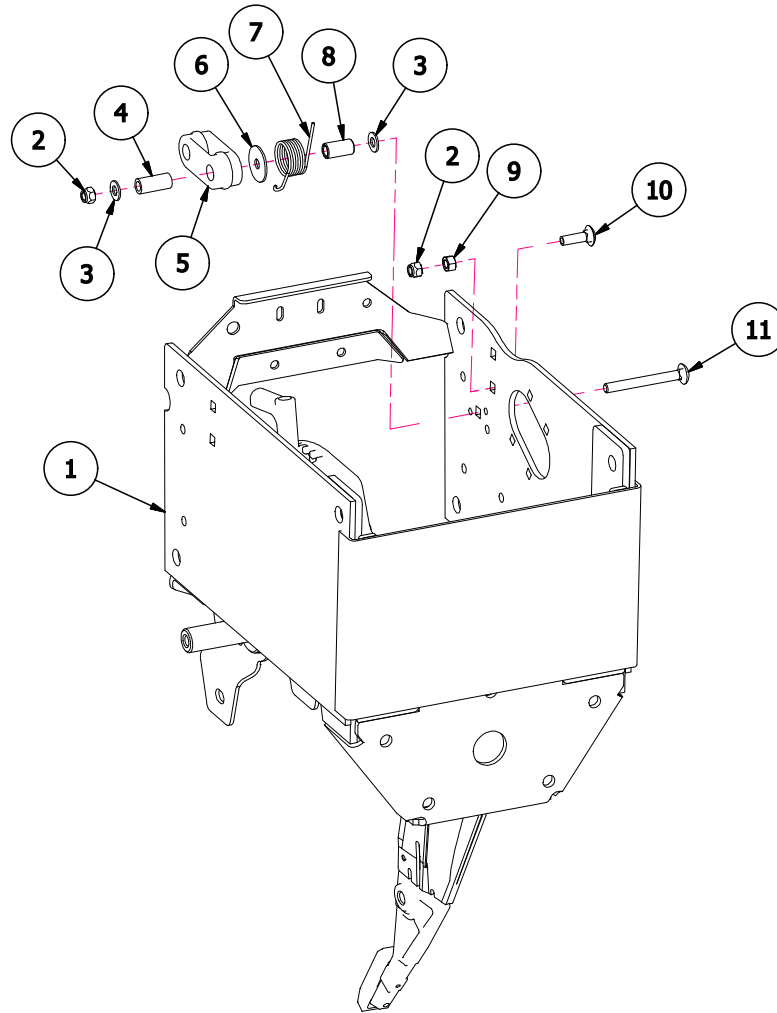
ITEM	PART NO.	QTY.	DESCRIPTION
1	GA24373	1	Crossover
2	GA7154	4	Sprocket W/Bearing, 18 Tooth
3	GA5107	2	Sprocket, 19 Tooth
4	GD0914-12.50	1	Hex Shaft, 7/8" x 12 1/2"
5	G3400-01	4	Flangette
6	G2100-03	2	Bearing, 7/8" Hex Bore, Spherical
7	G11389	8	Flat Washer, 1/2" Plated SAE
8	G10233	2	Machine Bushing, 1 1/2" x 1/32", 10 Gauge (.1345")
9	G10303	6	Carriage Bolt, 5/16"-18 x 1"
10	G10016	4	Hex Head Cap Screw, 1/2"-13 x 2"
11	G10228	4	Lock Washer, 1/2"
12	G10102	4	Hex Nut, 1/2"-13
13	G11386	6	Flat Washer, 5/16" SAE
14	G10109	6	Lock Nut, 5/16"-18
15	GA11331	2	Hex Lock Clamp Assembly
16	G10001	-	Hex Head Cap Screw, 3/8"-16 x 1"
	G11091	-	Serrated Flange Nut, 3/8"-16
17	GA2180	-	Hanger Bearing, 7/8" Hex Bore
18	GD0914-215	-	Hex Shaft, 7/8" x 215" (No Holes)
19	G3310-122	2	Chain, No. 40, 122 Pitch Including Connector Link
	GR0912	-	Connector Link, No. 40 (Included W/G3310-122)

(TWL58g)



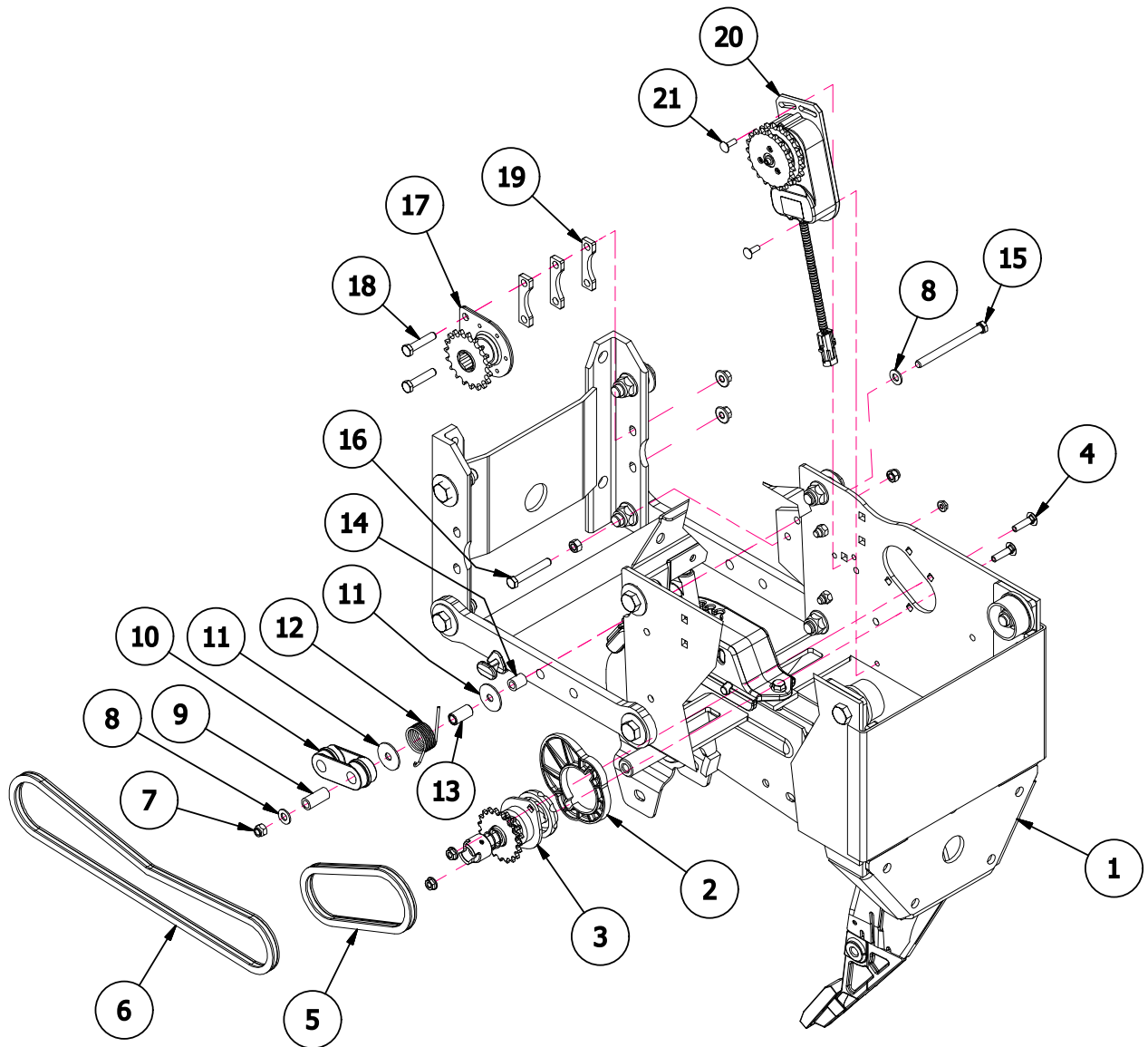
ITEM	PART NO.	QTY.	DESCRIPTION
1	GD11045	-	Lock Clamp
2	G10130	-	Square Head Machine Bolt, 5/16"-18 x 1 3/4"
	G10923	-	Flange Nut, 5/16"-18, No Serration
3	GD8306	2	U-Bolt, 7" x 5" x 1/2"-13
	G10228	4	Lock Washer, 1/2"
	G10102	-	Hex Nut, 1/2"-13
4	G10496	2	External Inverted Snap Ring, 1 1/2"
5	GR1411	1	Shim
6	GR1407	1	Drive Shaft
7	GR1408	1	Compression Spring
8	GR1409	1	Knurled Collar
9	GR1410	1	Pin
10	GR1413	1	Spring
11	GR1405	1	Lock Collar
12	GR1406	1	Bushing
13	G10535	1	Hex Socket Set Screw, 3/8"-16 x 3/4"
14	GR1412	1	Sprocket, 19 Tooth
15	G10968	1	Spring Pin, 5/32" x 7/16"
A	GA8092	-	Clutch Sprocket Assembly, 19 Tooth (Items 4-15)
B	G1K331	-	Clutch Sprocket Kit (Items 12, 14 And 15)

(IP1586)



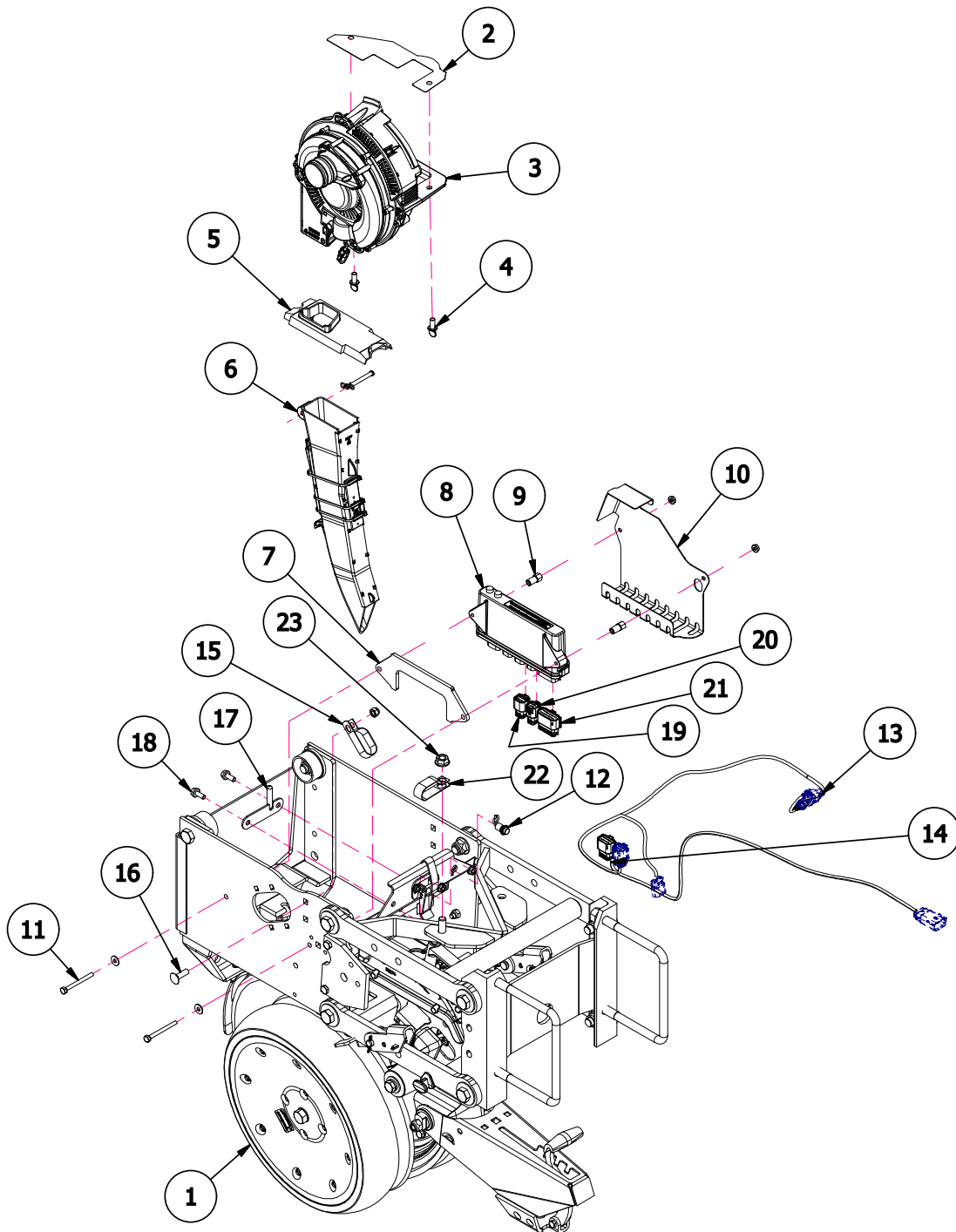
ITEM	PART NO.	QTY.	DESCRIPTION
1	---	-	<a href="#">See "Clutch Sprocket Assembly" on page P55</a>
2	G10108	2	Lock Nut, 3/8"-16
3	G11387	2	Flat Washer, 3/8" SAE
4	GD8893-01	1	Sleeve, 1 3/8" Long
5	GB0968	1	Idler, Push Unit Drive
6	G10201	1	Special Washer, 3/8" x 1 1/2" O.D.
7	GD11218	1	Spring
8	GD1026	1	Sleeve, 1 3/16"
9	G10101	1	Hex Nut, 3/8"-16
10	G10599	1	Carriage Bolt, 3/8"-16 x 1 1/4"
11	G10307	1	Carriage Bolt, 3/8"-16 x 3 1/2"

(IP1590)



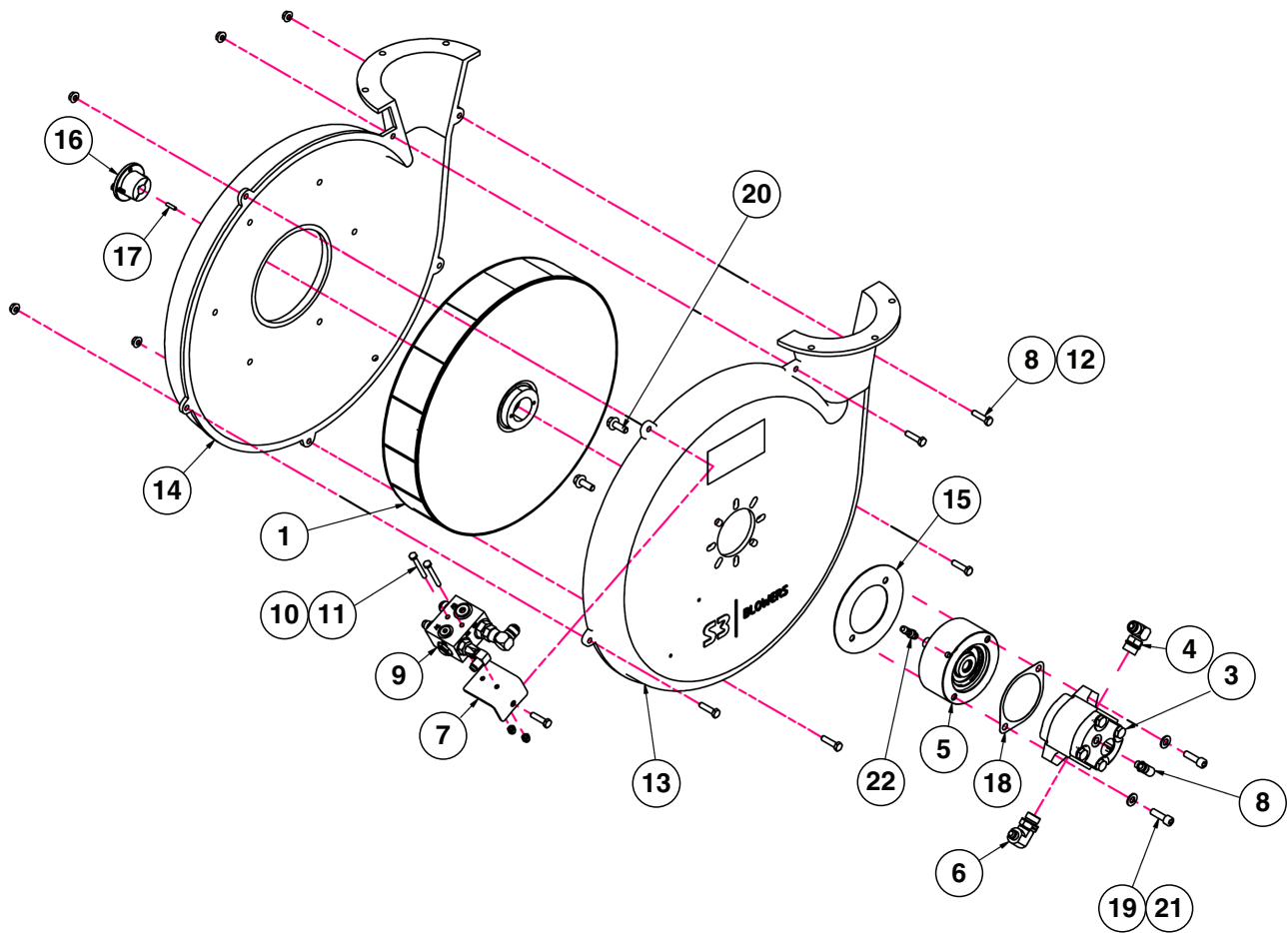
ITEM	PART NO.	QTY. (Per Row)	DESCRIPTION
1	---	-	<a href="#">See "Clutch Sprocket Assembly" on page P55</a>
2	GB0331	1	Clutch Adapter Plate
3	GA10151	1	Seed Meter Clutch Assembly
4	G10338	2	Carriage Bolt, 5/16"-18 x 1 1/4"
	G10620	2	Serrated Flange Nut, 5/16"-18
5	G3303-41	1	Chain, No. 41, 41 Pitch Including Connector Link
6	G3303-78	1	Chain, No. 41, 78 Pitch Including Connector Link
7	G10108	1	Lock Nut, 3/8"-16
8	G11387	2	Flat Washer, 3/8" SAE
9	GD8893-01	1	Sleeve, 1 3/8" Long
10	GB0968	1	Idler, Push Unit Drive
11	G10201	2	Special Washer, 3/8" x 1 1/2" O.D.
12	GD11218	1	Spring
13	GD1026	1	Sleeve, 1 3/16"
14	GD2971-24	1	Sleeve, 3/4"
15	G10753	1	Hex Head Cap Screw, 3/8"-16 x 4 1/2"
16	G10049	1	Hex Head Cap Screw, 3/8"-16 x 2 1/2"
	G10101	1	Hex Nut, 3/8"-16
	G10108	1	Lock Nut, 3/8"-16
17	GA1720	1	Bearing/Sprocket, 19 Tooth, 7/8" Hex Bore
18	G10047	2	Hex Head Cap Screw, 3/8"-16 x 1 3/4"
19	GD23774	3	Spacer
20	GA16374	1	Electric Clutch (Blue Drive Only)
21	G10310	2	Carriage Bolt, 1/4"-20 x 3/4", Grade 2
	G10621	2	Serrated Flange Nut, 1/4"-20

(IP1590)



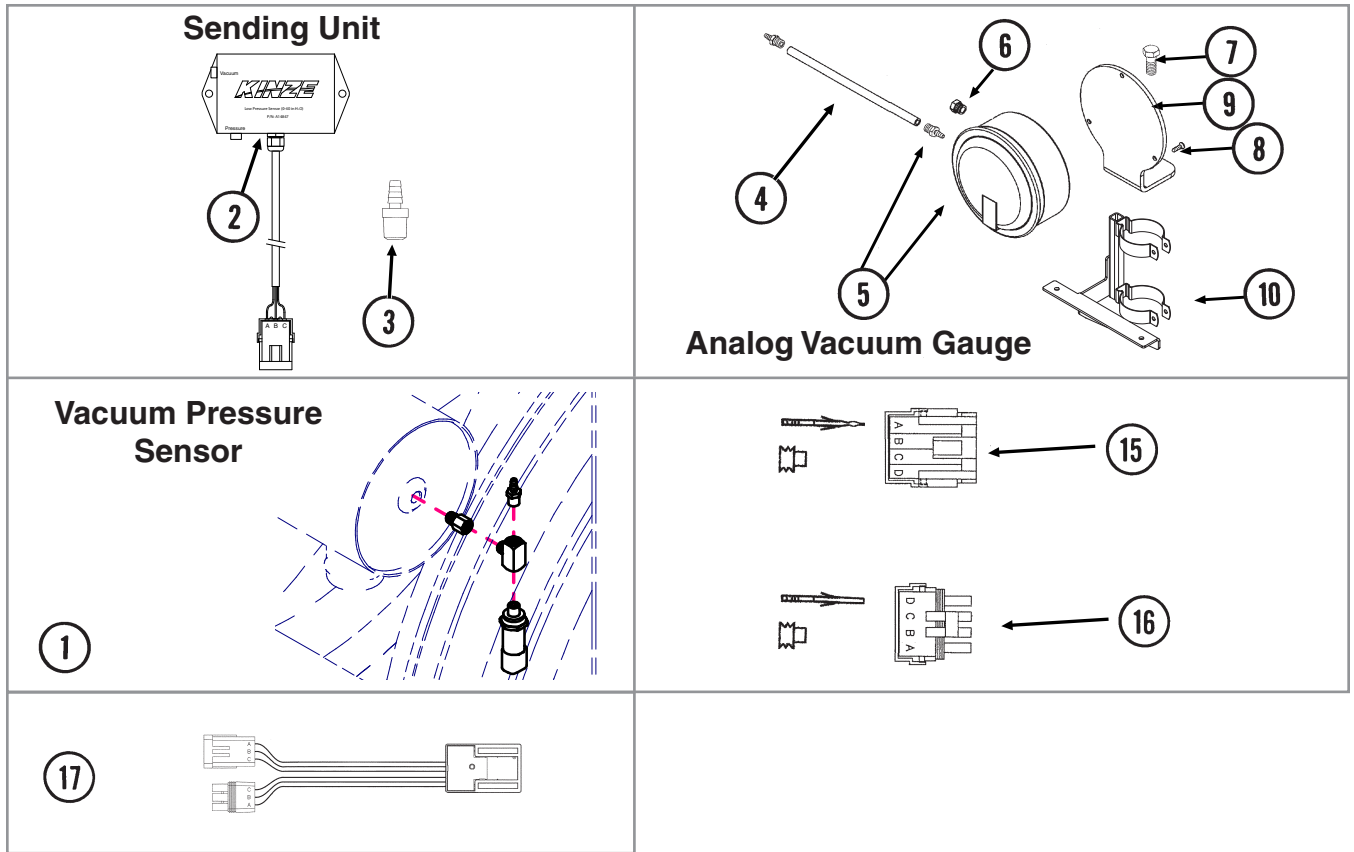
ITEM	PART NO.	QTY. (Per Row)	DESCRIPTION
1	---	-	<a href="#">See "Clutch Sprocket Assembly" on page P55</a>
2	GD29413	1	Hopper Shim
3	GA21450	1	<a href="#">See "Vacuum Seed Meter" on page P25</a>
4	G11009	2	Locking Thumbscrew, 5/16"-18 x 3/4"
5	GB0926	1	Shank Cover
6	GA20914	1	Seed Tube Sensor
7	GD35629	1	IPN Row Unit Plate
8	GA25949	1	IPN Module Assembly
9	GD35609	2	Hex Standoff
10	GD35628	1	IPN Wire Shield, Push Unit
11	G11929	2	Hex Socket Flange Cap Screw, 5/16"-18 x 3/4"
	G10209	2	Washer, 1/4" USS
	G10621	2	Serrated Flange Nut, 1/4"-20
12	GA15485	1	Switch
13	GA25039	1	Row Unit Seed Meter Harness
14	GA25029	1	Row Unit Power Extension Harness
15	GD35449	1	Double Tube Clamp, 1"
16	G10599	1	Carriage Bolt, 3/8"-16 x 1 1/4"
	G10108	1	Lock Nut, 3/8"-16
17	GA25084	1	Meter Wire Guard
18	G11539	2	Hex Socket Flange Cap Screw, 5/16"-18 x 3/4"
	G10620	2	Serrated Flange Nut, 5/16"-18
19	GD35836	1	Sealed Plug, MX150, 2 x 4, Key B W/CPA
20	GD35837	1	Sealed Plug, MX150, 2 x 3, Key A W/CPA
21	GD35838	1	Sealed Plug, MX150, 2 x 10, Key A W/CPA
22	GD36388	1	1" Double Tube Clamp, 1/2" Bolt
23	G10071	1	Serrated Flange Nut, 1/2"-13
	G10037	1	Hex Head Cap Screw, 1/2"-13 X 1 1/4"
	G11389	1	Flat Washer, 1/2" Plated SAE

(A25513)



ITEM	PART NO.	QTY.	DESCRIPTION
1	GA21510	1	Impeller
2	GA25388	1	Load Adapter
3	GA24426	1	Vacuum Fan Hydraulic Motor
4	G6801-08-10	1	Elbow, 90° 3/4"-16 x "-14 W/O-Ring
5	G6801-06-04	1	Elbow, 90°, 9/16"-18 x 7/16"-20 W/O-Ring
6	G6801-06-10	1	Elbow, 90° 9/16"-18 x "-14 W/O-Ring
7	GD34098	1	Plate Mount Bracket
8	G10171	6	Hex Head Cap Screw, 5/16"-18 x 1 1/4"
9	GA26398	1	Anti-Cavitation Check Valve Block
10	G10880	2	Hex Head Cap Screw, 1/4"-20 x 2 1/4"
11	G11320	2	Lock Nut, 1/4"-20, Grade B
12	G10620	6	Serrated Flange Nut, 5/16"-18
13	GD35448	1	Vacuum Fan Drive Case
14	GD36855	1	Vacuum Fan Drive Case (with Hole)
15	GD25644	1	Cover Plate
16	GD34103	1	Bushing
17	GD21300	1	Key, 3/16" x 3/4"
18	GD30882	1	2-Bolt Mount Gasket
19	G11387	2	Hardened Washer, 3/8" SAE
20	G11124	2	Hex Serrated Flange Cap Screw, 3/8"-16 x 1"
21	G11848	2	Hex Socket Head Cap Screw, "-16 x 1-1/4"
22	GD35294	1	Hose Barb, 1/8"-27 NPTF x 3/8"





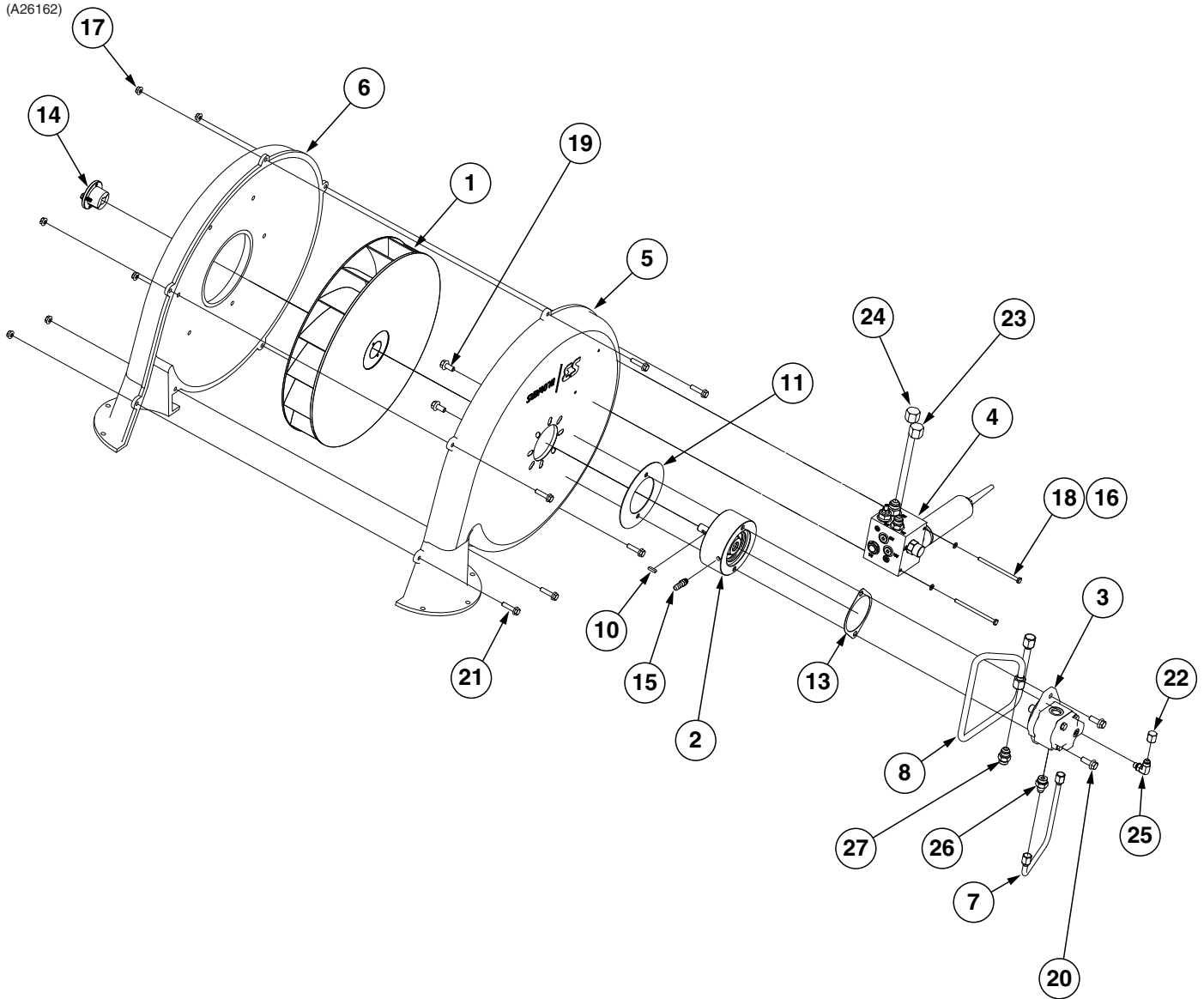
ITEM	PART NO.	QTY.	DESCRIPTION
1	GA14805	1	Air Pressure/Vacuum Sensor
	GD28372	1	1/8" NPT Tee, Brass (Female/Male/Female)
	GD35903	1	Adapter Male 1/8 NPT
	GR1736	1	Hose Barb, 1/8" Male NPT To Barb
2	GA14847	1	Low Pressure Sensor (0-40 IN H <sub>2</sub> O)
	GD17151-03	-	Nylon Tubing, 1/4" O.D. x 37'
	GA9964	-	Strain Relief
3	GR1736	1	Hose Barb, 1/8" Barb To 1/8" Male NPT
4	GD15849-02	1	Clear Plastic Tubing, 5/16" O.D. x 3/16" I.D. x 120"
5	GA21406	1	Pressure Gauge W/Hose Barb
	GR1777	-	Hose Barb, 1/8" Male NPT To 3/16" Barb (Included W/GA21406)
6	GA10799	1	Breather, 1/8" Male NPT
7	G10001	1	Hex Head Cap Screw, 3/8"-16 x 1"
	G10108	1	Lock Nut, 3/8"-16
8	G11215	3	Hex Socket Head Cap Screw, No. 6-32 x 3/8", Grade 8
9	GD15804	1	Mount
10	GA14600	1	Pressure Gauge Mount
15	GA8328	-	4-Pin Female Connector Kit, 4 Seals And 4 Pin Contacts
16	GA8329	-	4-Pin Connector W/Male Housing, 4 Seals And 4 Socket Contacts
17	GA12812	-	Hall Effect Adapter

# Blue Drive Vacuum Fan Assembly

Model 3505

M0311-02

(A26162)



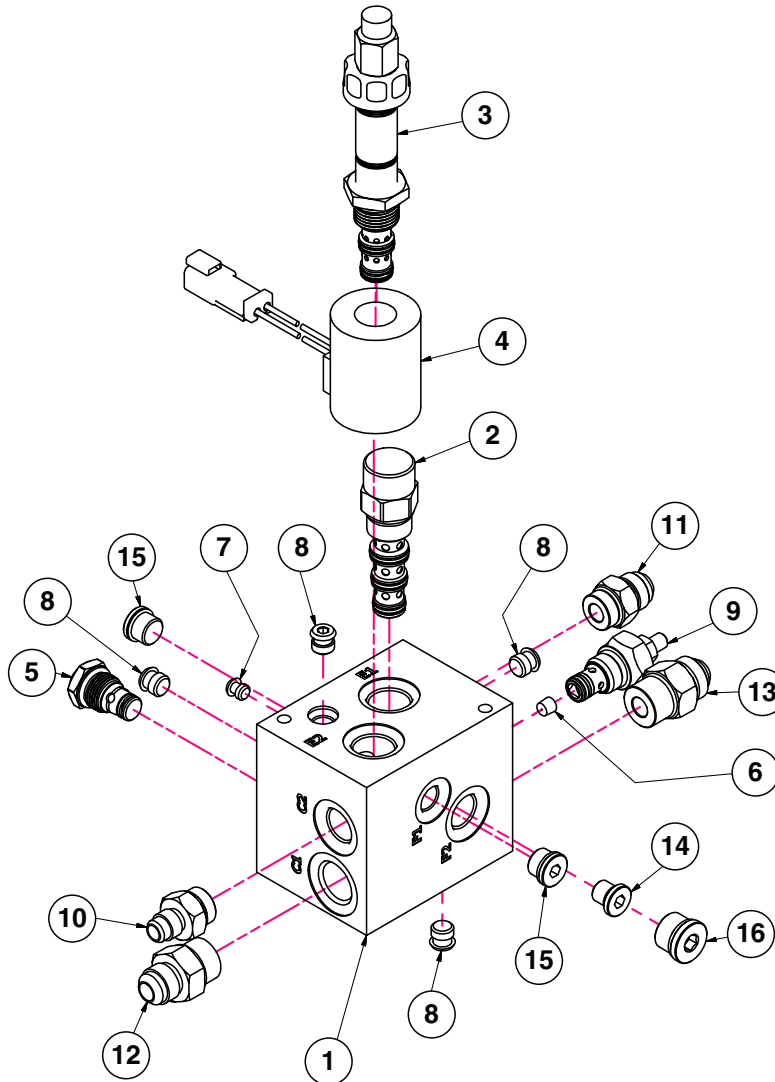
ITEM	PART NO.	QTY.	DESCRIPTION
1	GA21510	1	Impellor
2	GA25388	1	Overhung Load Adapter
	GD20928	-	Bearing (Included W/GA25388)
3	GA25397	1	Vacuum Fan Motor
	GR1734	-	Motor Repair/Seal Kit
4	---	-	<a href="#">See "Hydraulic Valve Block on Vacuum Motor" on page P65</a>
5	GD35448	1	Drive Housing
6	GD35447	1	Inlet Housing
7	GA25434	1	Steel Hydraulic Line, 3/8"
8	GA25435	1	Steel Hydraulic Line, 1/2"
9	---	-	---
10	GD21300	1	Key
11	GD25644	1	Cover Plate
12	---	-	---
13	GD30882	1	2-Bolt Mount Gasket
14	GD34103	1	Bushing
15	GD35294	1	Hose Barb, 1/8"-27 NPTF x 3/8"
16	G10227	2	Lock Washer, 1/4"
17	G10620	6	Serrated Flange Nut, 5/16"-18
18	G10943	2	Hex Head Cap Screw, 1/4"-20 x 4"
19	G11123	2	Hex Serrated Flange Cap Screw, 3/8"-16 x 3/4"
20	G11124	2	Hex Serrated Flange Cap Screw, 3/8"-16 x 1"
21	G11921	6	Hex Serrated Flange Cap Screw, 5/16"-18 x 1 1/4", Grade 5
22	G304-C-06	1	Cap Nut, 9/16"-18
23	G304-C-8	1	Cap Nut, 3/4"-16
24	G304-C-10	1	Cap Nut, 7/8"-14
25	G6801-06-04	1	Elbow, 90°, 1/16"-18 x 7/16"-20 W/O-Ring
26	G6400-06-08	1	Connector W/O-Ring, 1/16"-18 Male JIC To 3/4"-16 O-Ring
	GR1037	-	O-Ring
27	G6400-08	1	Connector W/O-Ring, 3/4"-16 Male JIC To O-Ring
	GR1037	-	O-Ring

## Hydraulic Valve Block on Vacuum Motor

Model 3505

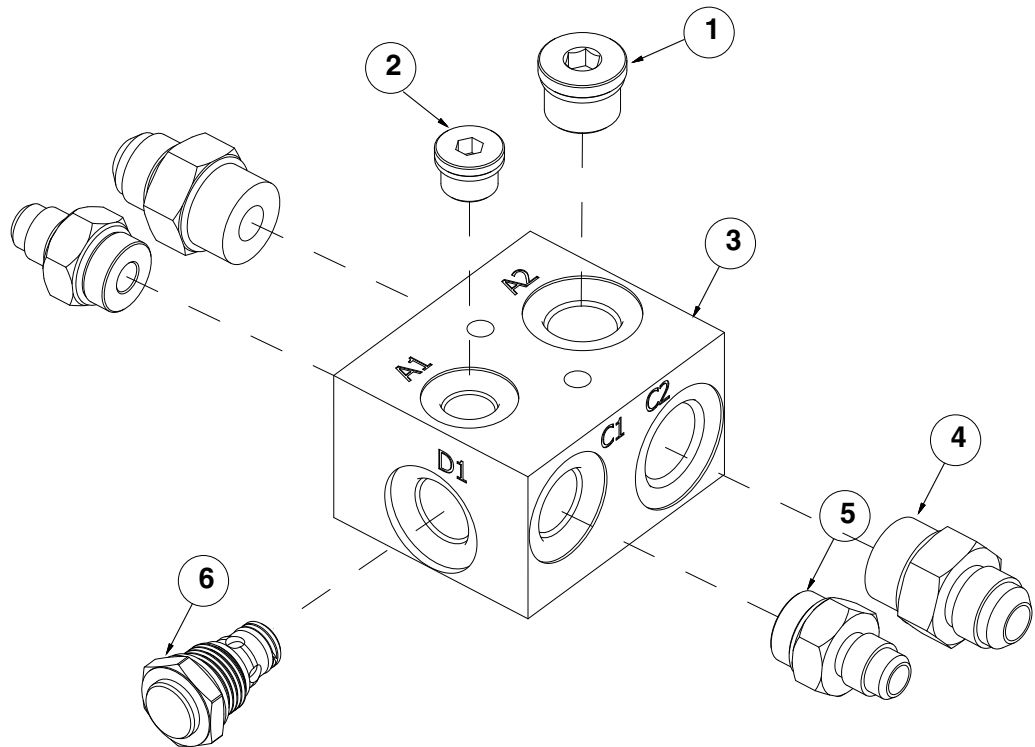
M0311-02

(A26164)



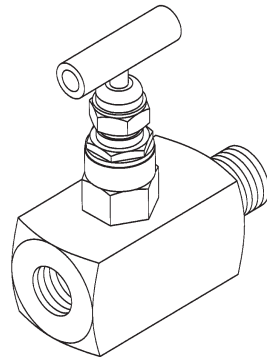
ITEM	PART NO.	QTY.	DESCRIPTION
1	GD30571	1	Bulk Fill Fan Valve Block
2	GA20270	1	Pressure Compensator, 150 PSI
3	GA20271	1	Proportional Flow Control, 0-8 GPM
4	GA20272	1	Coil, 12VDC
5	GA21067	1	Check Valve, No. 8
6	GD29315	1	Flow Restrictor Orifice, .015" Diameter
7	GD29318	1	Plug
8	GD29321	4	Plug
9	GD35446 or GA21067	-	Inverse Relief 8-2 <b>(Conventional)</b> Check Valve, No. 8 <b>(Bulk Fill)</b>
10	G6400-06-08	1	Adapter, 9/16-18 JIC, 3/4-16 O-Ring
11	G6400-08	1	Adapter, 3/4-16 JIC, 3/4-16 O-Ring
12	G6400-08-10	1	Connector W/O-Ring, 3/4"-16 Male JIC To 7/8"-14 O-Ring
13	G6400-10	1	Connector W/O-Ring, 7/8"-14 Male JIC To O-Ring
14	G6408-H04-0	1	Hex Socket Head Plug, 7/16"-20
15	G6408-H06-O	2	O-Ring Plug, 9/16-18 Hex Soc Head
16	G6408-H08-0	1	Hex Socket Head Plug W/O-Ring, 3/4"-16

(A24507)



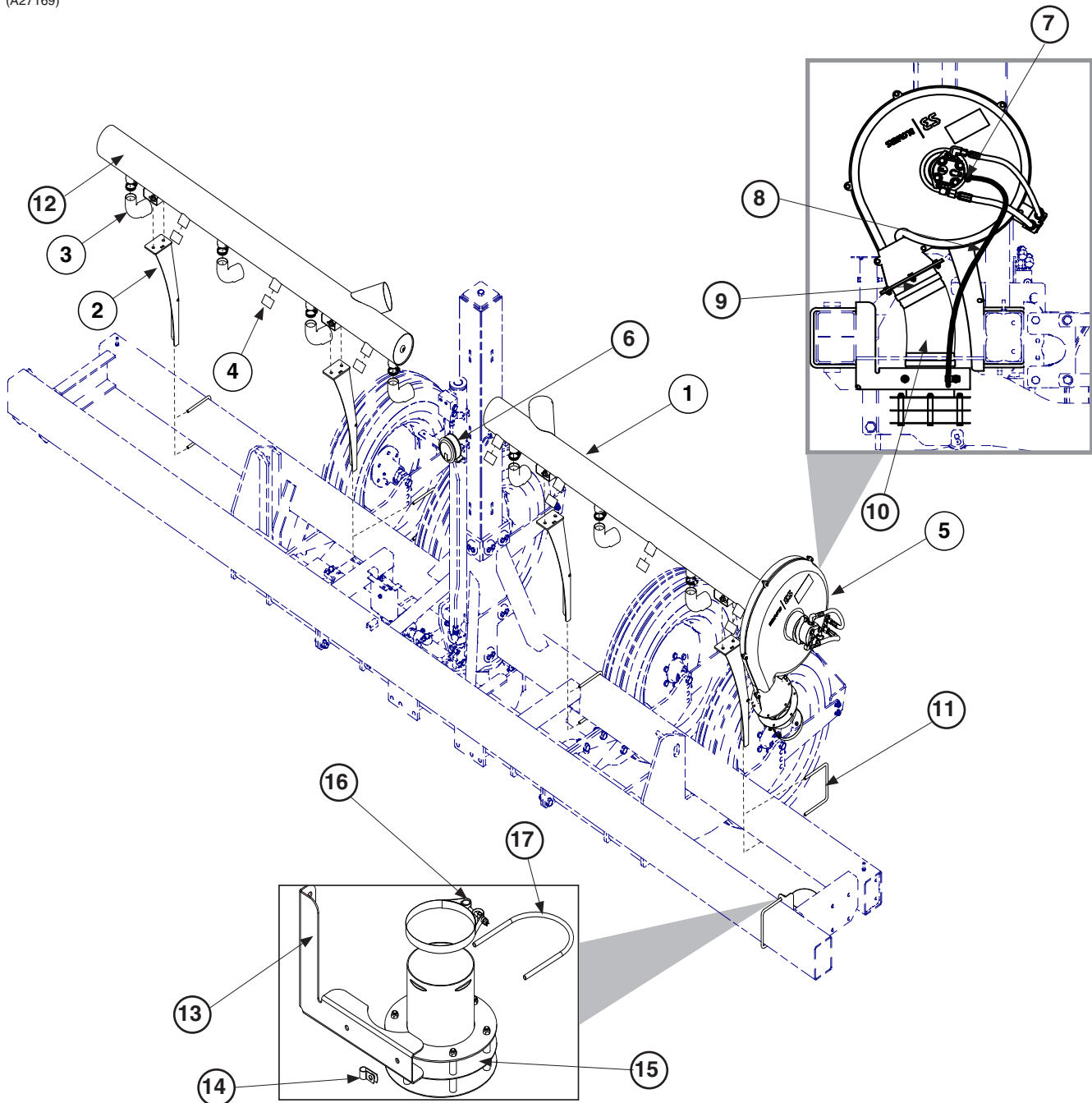
ITEM	PART NO.	QTY.	DESCRIPTION
1	G6408-H08-0	1	Hex Socket Head Plug W/O-Ring, 3/4"-16
2	G6408-H06-O	1	Hex Socket Head Plug W/O-Ring, 9/16"-18 O-Ring
3	GD33511	1	Valve Block
4	G6400-08-10	2	Connector W/O-Ring, 3/4"-16 Male JIC To 7/8"-14 O-Ring
5	G6400-06-08	2	Connector W/O-Ring, 9/16"-18 Male JIC To 3/4"-16 O-Ring
6	GA21067	1	Check Valve, No. 8

(A11650)



ITEM	PART NO.	QTY.	DESCRIPTION
1	G1K426	-	Needle Valve Kit W/Instructions

(A27169)



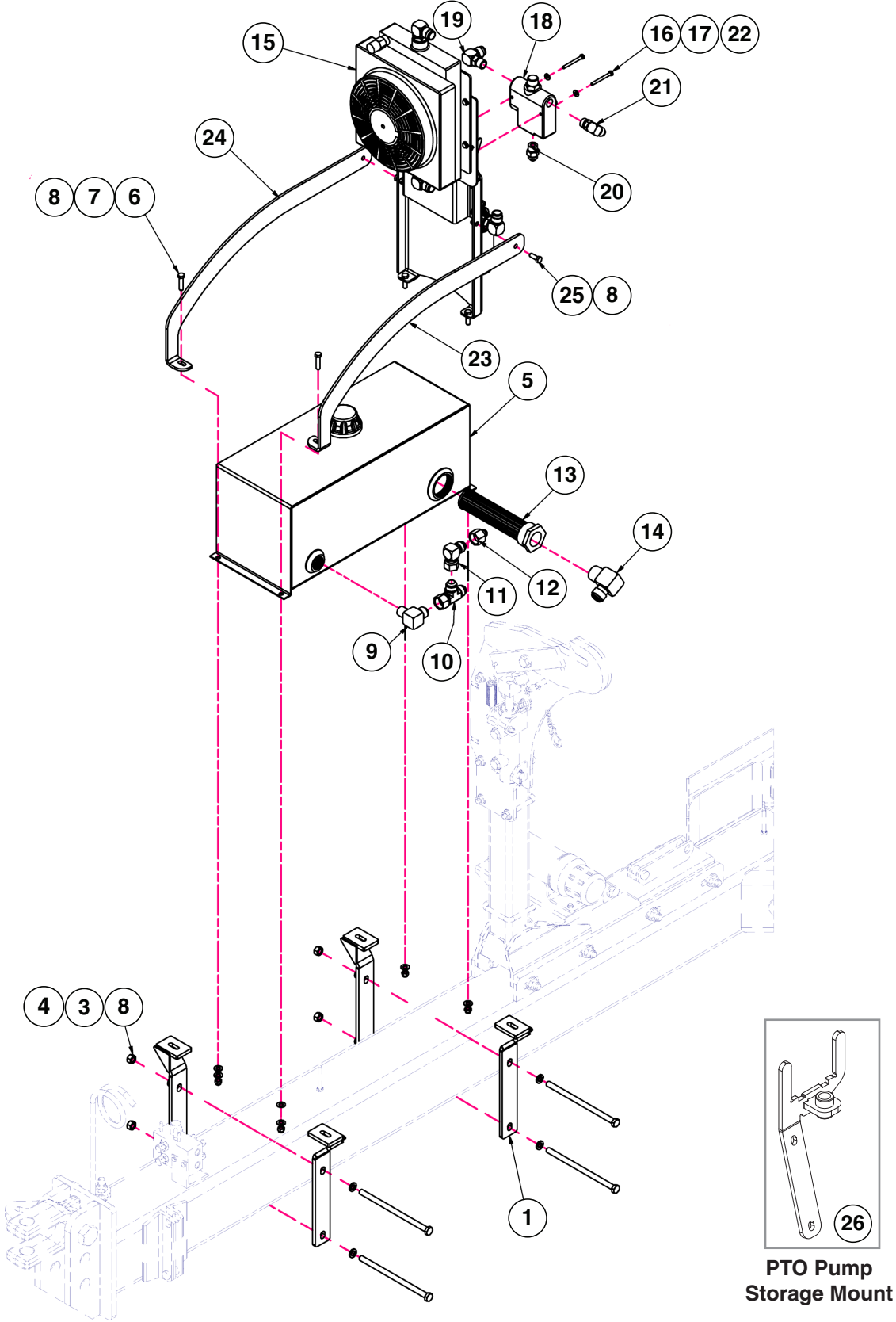
ITEM	PART NO.	QTY.	DESCRIPTION
1	GA25735	1	Vacuum Manifold, L.H.
2	GA25737	4	Manifold Mount
	G10111	18	Lock Nut, 1/2"-13
	G11389	18	Flat Washer, 1/2" Plated SAE
	G10037	8	Hex Head Cap Screw, 1/2"-13 x 1 1/4"
3	GB0827	8	Vacuum Reducer, 2" to 1-3/4"
	G10676	8	Hose Clamp, No. 36, Stainless Steel
4	G11147	8	Cap, 2"
5	---	-	<a href="#">See "Vacuum Fan Assembly" on page P61</a>
		-	<a href="#">See "Blue Drive Vacuum Fan Assembly" on page P63</a>
6	---	-	<a href="#">See "Analog Vacuum Gauge" on page P62</a>
7	G10681	1	Hose Clamp, No. 6
8	GD6279-05	1	Tubing, 3/8" x 60"
9	GA25441	1	Flex Tube Mount
	G11142	2	T-Bolt Clamp, 6-1/4"
10	GD19658-03	1	Hose, 6" x 20"
11	GD11721	5	U-Bolt, 5" x 7" x 1/2"-13
	G11389	8	Lock Nut, 1/2"-13
	G10111	8	Flat Washer, 1/2" Plated SAE
12	GA25736	1	Vacuum Manifold, R.H.
13	GD35491	1	Bracket
14	GD13348	1	Insulated Clamp, 11/16"
15	GA25426	1	Diffuser
16	G11142	2	T-Bolt Clamp, 6-1/4"
17	G11142	2	T-Bolt Clamp, 6-1/4"
	G11091	2	Serrated Flange Nut, 3/8"-16

PTO Pump Drive and Oil Cooler Option, Ground Contact Drive

Model 3505

M0311-02

(A25745/A26135/A26136)





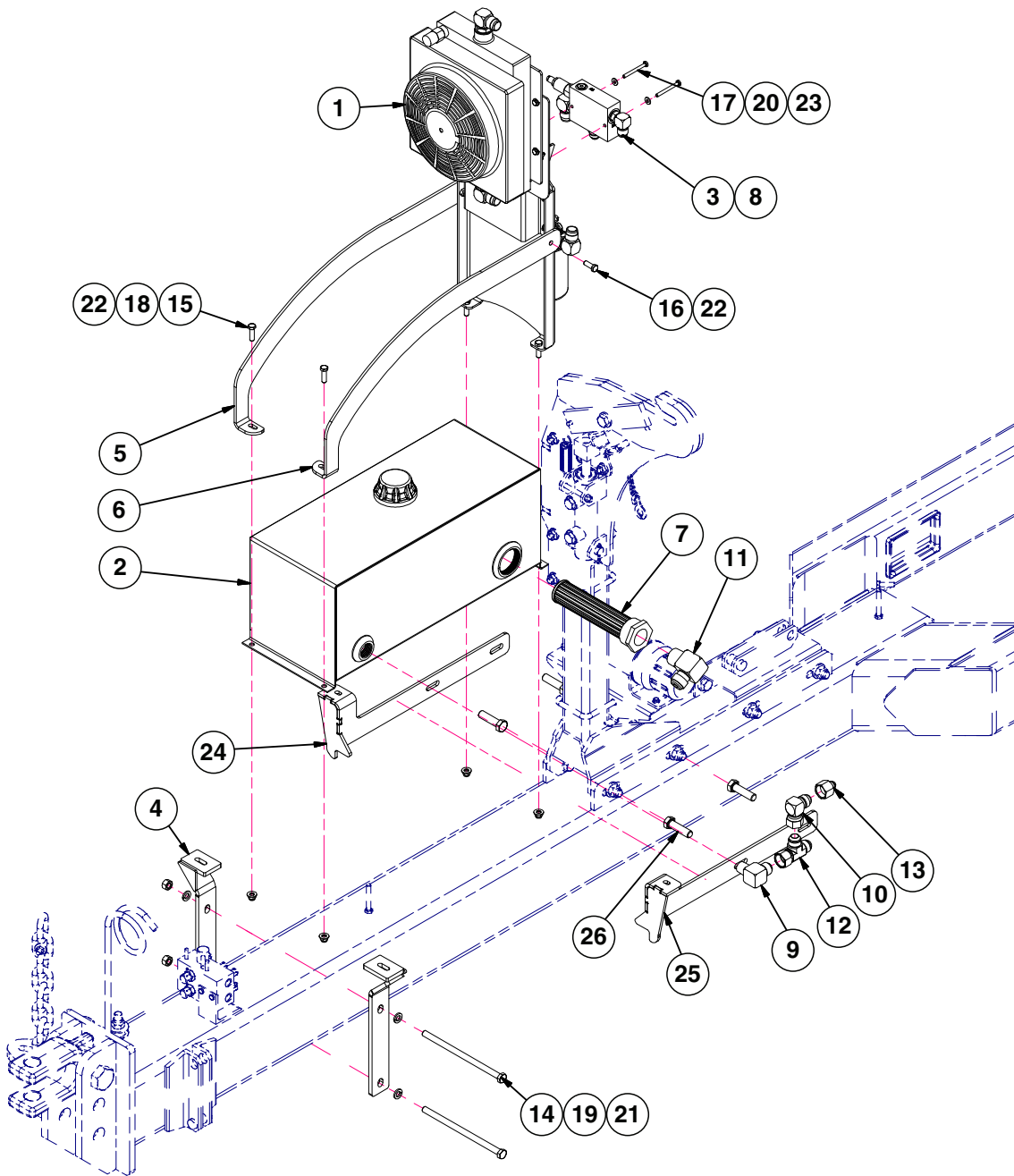
PTO Pump Drive and Oil Cooler Option, Ground Contact Drive

M0311-02

Model 3505

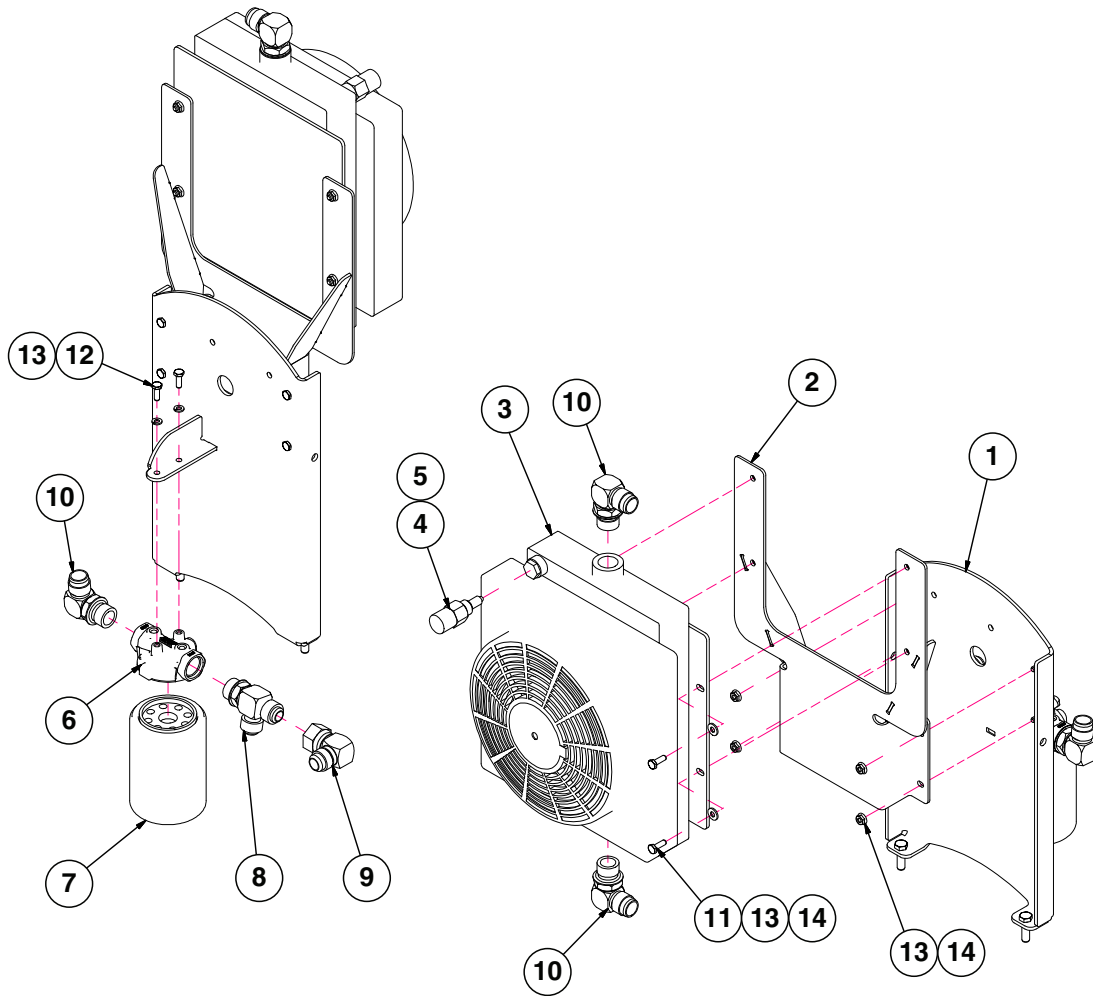
ITEM	PART NO.	QTY.	DESCRIPTION
1	G10018501	4	Tank Mount
2	G10909	4	Hex Head Cap Screw, 1/2"-13 x 9"
3	G10228	8	Lock Washer, 1/2"
4	G10102	4	Hex Nut, 1/2"-13
5	G10200501	1	Hydraulic Tank, 10 Gal. W/Strainer
6	G10003	2	Hex Head Cap Screw, 3/8"-16 x 1 1/2"
7	G11387	6	Hardened Washer, " SAE
8	G10108	6	Lock Nut, 3/8"-16
9	G2501-12-16	1	Elbow, 90°, 1-1/16"-12 Male JIC To 1" NPT
10	G6602-12	1	Swivel Tee, 1-1/16"-12
11	G6500-12	1	Swivel Elbow, 90°, 1 1/16"-12 Male JIC To Female
12	G2406-12-08	1	Reducer Tee, 1-1/16"-12 JIC x 3/4"-16
13	GD16040	1	Tank Mounted Strainer (Included W/ G10200501)
14	G2501-16-20	1	Elbow, 90°, 1-5/16" Male JIC To 1-1/4" NPT
15	G10048501	1	<a href="#">See "PTO Cooler and Filter Assembly w/ Mounts" on page P73</a>
16	G11385	4	Flat Washer, 1/4" SAE
17	G10110	2	Lock Nut, 1/4"-20, Grade B
18	GA10918	1	Flow Control Valve ( <b>Vacuum Planters Only</b> )
19	G6801-12-10	1	Elbow W/O-Ring, 90°. 1-1/16"-12 Male JIC To 7/8"-14 O-Ring ( <b>Conventional Vacuum/Bulk Fill Mechanical Planters</b> )
	or		
	G6801-06-10	1	Elbow, 9/16"-18 x " -14 W/O-Ring ( <b>Bulk Fill Vacuum Planters</b> )
	GR1466	-	O-Ring
20	G6400-10	1	Adapter, 7/8-14 JIC, 7/8-14 O-Ring
	GR1466	-	O-Ring
21	G6801-10	1	Elbow W/O-Ring, 90°, 7/8"-14 Male JIC To O-Ring ( <b>Conventional Vacuum Planters</b> )
	or		
	G6801-06-10	1	Elbow, 9/16"-18 x 7/8"-14 W/O-Ring ( <b>Bulk Fill Vacuum Planters</b> )
	GR1466	-	O-Ring
22	G10403	2	Hex Head Cap Screw, 1/4"-20 x 2-1/2"
23	G10048401	1	Bracket, L.H.
24	G10048301	1	Bracket, R.H.
25	G10001	2	Hex Head Cap Screw, 3/8"-16 x 1"
26	G10018001	-	Universal PTO Pump Storage Mount
	G10111	2	Lock Nut, 1/2"-13 (Included W/ 658-00932)
	G11389	2	Flat Washer, 1/2" Plated SAE (Included W/ 658-00932)
	GD7145	1	U-Bolt, 7" x 7" x 1/2"-13 (Included W/ 658-00932)
A	G8475X	-	PTO Pump (Universal) W/ PTO Reservoir Tank

(100508)



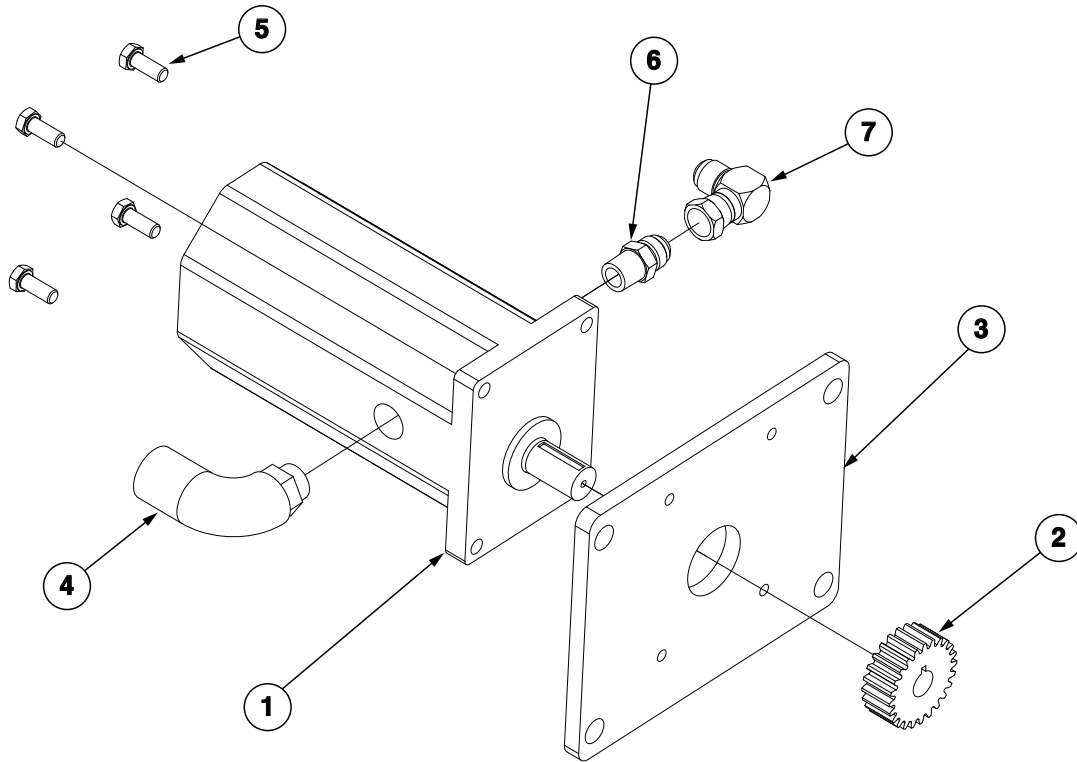
ITEM	PART NO.	QTY.	DESCRIPTION
1	G10048501	1	<a href="#">See "PTO Cooler and Filter Assembly w/ Mounts" on page P73</a>
2	G10200501	1	Hydraulic Tank, 10 Gal. W/Strainer
3	GA25606	1	<a href="#">See "PTO Hydraulic Block Assembly" on page P152</a>
4	G10018501	2	Tank Mount
5	G10048301	1	Bracket, R.H.
6	G10048401	1	Bracket, L.H.
7	G16040	1	Tank Mounted Strainer
8	---	-	<a href="#">See "Blue Drive Vacuum Planter W/ PTO Hydraulic System" on page P171</a>
9	G2501-12-16	1	Elbow, 90°, 1 1/16"-12 Male JIC To 1" NPT
10	G6500-12	1	Swivel Elbow, 90°, 1 1/16"-12 Male JIC To Female
11	G2501-16-20	1	Elbow, 90°, 1 5/16" Male JIC To 1 1/4" NPT
12	G6602-12	1	Swivel Tee, 1-1/16"-12
13	G2406-12-08	1	Reducer Tee, 1-1/16"-12 JIC x 3/4"-16
14	G10909	2	Hex Head Cap Screw, 1/2"-13 x 9"
15	G10004	2	Hex Head Cap Screw, 3/8"-16 x 1 1/4"
16	G10001	2	Hex Head Cap Screw, 3/8"-16 x 1"
17	G10403	2	Hex Head Cap Screw, 1/4"-20 x 2 1/2"
18	G11387	4	Hardened Washer, 3/8" SAE
19	G10228	4	Lock Washer, 1/2"
20	G11385	4	Flat Washer, 1/4" SAE
21	G10102	2	Hex Nut, 1/2"-13
22	G10108	6	Lock Nut, 3/8"-16
23	G10110	2	Lock Nut, 1/4"-20, Grade B
24	G10300601	1	PTO Tank Holder, L.H.
25	G10300501	1	PTO Tank Holder, R.H.
26	G10006	4	Hex Head Cap Screw, 5/8"-11 x 2 1/4"
A	G8475X	-	PTO Pump (Universal) W/ PTO Reservoir Tank

(100485)

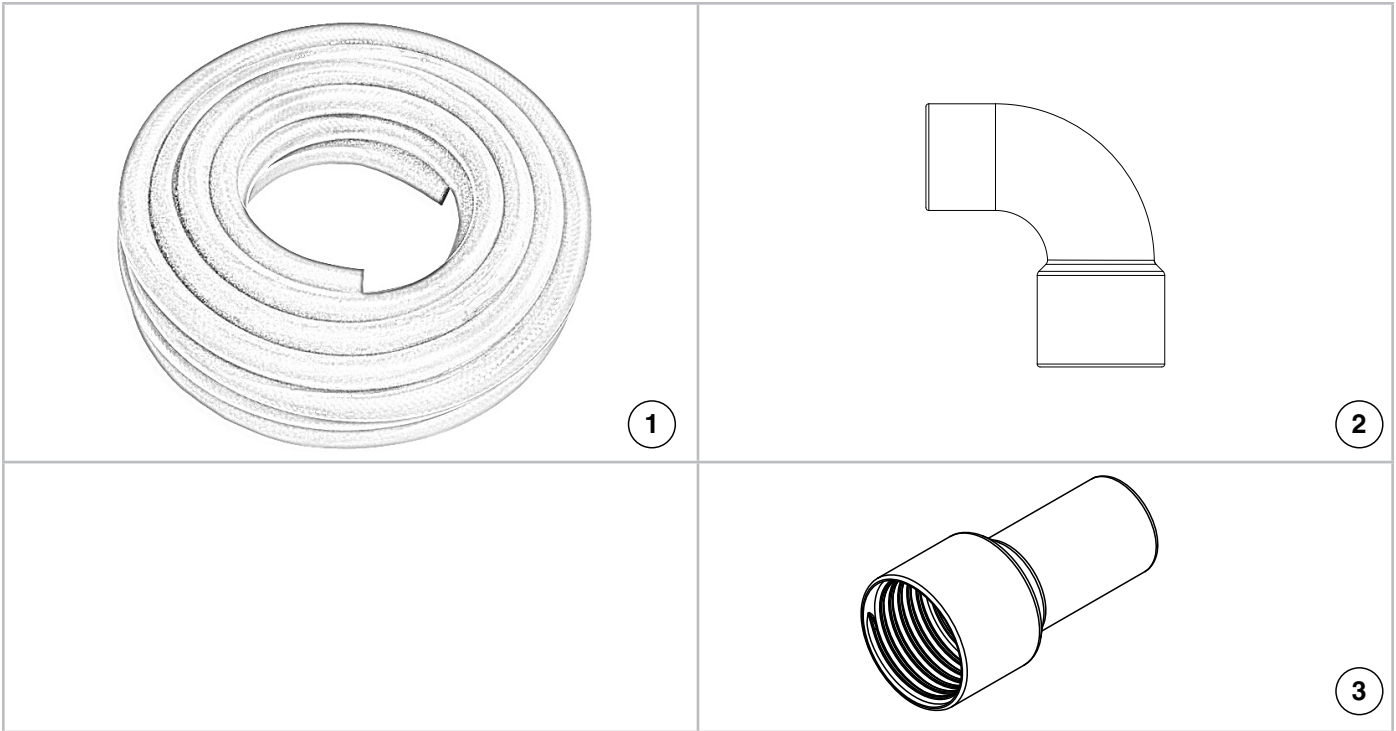


ITEM	PART NO.	QTY.	DESCRIPTION
1	G10048201	1	Mounting Bracket
2	G10047801	1	Fan Mount
3	GA17113	1	Fan and Cooler
4	GA17115	1	Tempature Sensor
5	GA20283	1	PTO Reservoir Fan Wire Harness
6	GD16038	1	Filter Head
7	GD16037	1	Oil Filter, 10 Micron
8	G6804-12	1	Adjustable Tee W/O-Ring, 1 1/16"-12 Male JIC To O-Ring
9	G6500-12	1	Swivel Elbow, 90°, 1 1/16"-12 Male JIC To Female
10	G6801-12	3	Elbow W/O-Ring, 90°, 1 1/16"-12 Male JIC To O-Ring
11	G11385	4	Flat Washer, 1/4" SAE
12	G10227	2	Lock Washer, 1/4"
13	G10023	10	Hex Head Cap Screw, 1/4"-20 x 3/4"
14	G10621	8	Serrated Flange Nut, 1/4"-20

(A22223)



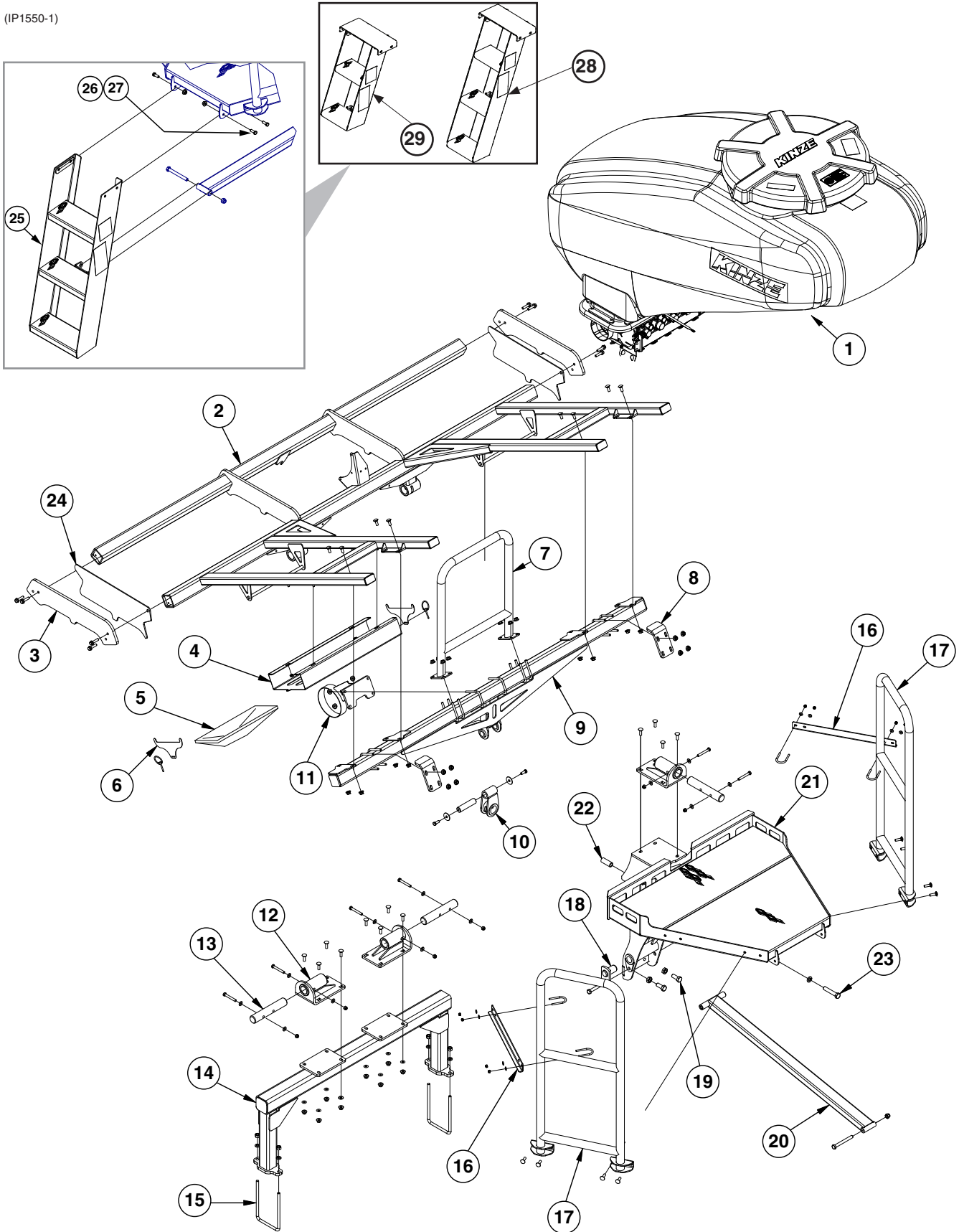
ITEM	PART NO.	QTY.	DESCRIPTION
1	GA21190	1	PTO Gear Pump, 56 CM3/REV
2	GD31435	1	PTO Gear Adapter
3	GD31436	1	PTO Mount Plate
4	GD31438	1	90° Elbow, 1" BSP x 1 1/2"
5	G12000-25	4	Hex Head Cap Screw, M10-1,5 x 25
6	G3800-10-12	1	Adapter, 3/4-14 BSP x 7/8-14 JIC
7	G6500-10	1	Swivel Elbow, 90°, 7/8"-14 Male JIC To Female



ITEM	PART NO.	QTY.	DESCRIPTION
1	GD15792-13	-	Vacuum Hose, 2" x 50'
2	GD14626	-	90° Elbow
3	GB0827	-	Reducer, 2" to 1.75"
4	G10676	-	Hose Clamp, No. 36

**This page left blank intentionally.**

(IP1550-1)





ITEM	PART NO.	QTY.	DESCRIPTION
1	---	1	<a href="#">See "Bulk Fill Tank Assembly" on page P93</a>
2	GA24365	1	Bulk Tank Support
	G10305	8	Carriage Bolt, 3/8"-16 x 1"
	G11091	8	Serrated Flange Nut, 3/8"-16
3	GD33953	2	Side Mount Plate
	G11408	8	Hex Serrated Flange Cap Screw, 3/8"-16 x 1 1/2"
4	GD34701	1	Clean Out Chute Tray
	G10620	4	Serrated Flange Nut, 5/16"-18
5	GA14822	1	Center Cleanout Chute
6	GD34702	2	Chute Tray End Plate
	GD5625	2	Lynch Pin, 3/16"
7	GA24377	1	Handrail
	GD19212	4	U-Bolt, 2 1/2" x 3/8"-16
	G11091	8	Serrated Flange Nut, 3/8"-16
8	GD34071	2	Mount Plate
	GD19212	4	U-Bolt, 2 1/2" x 3/8"-16
	G11091	8	Serrated Flange Nut, 3/8"-16
9	GA24366	1	Tank Support
10	GA17034	1	Rear Tank Mount
	GD33958	1	Threaded Rod
	G10001	2	Hex Head Cap Screw, 3/8"-16 x 1"
	G10201	2	Special Washer, 3/8" x 1 1/2" O.D.
11	GA24381	1	Bracket
	GD19212	2	U-Bolt, 2 1/2" x 3/8"-16
	G11091	4	Serrated Flange Nut, 3/8"-16
12	GA14041	3	Bulk Fill Tank Mount
	G10003	12	Hex Head Cap Screw, 3/8"-16 x 1 1/2"
	G11387	12	Hardened Washer, 3/8" SAE
	G11091	12	Serrated Flange Nut, 3/8"-16
13	GD33595	3	Pin, 1 1/2" x 8.313"
	G10325	6	Hex Head Cap Screw, 3/8"-16 x 2 3/4"
	G11387	12	Hardened Washer, 3/8" SAE
	G10108	6	Lock Nut, 3/8"-16
	G10062	6	Hex Head Cap Screw, 3/8"-16 x 3"
14	GA25733	1	Front Bulk Fill Mount Support
15	GD8306	2	U-Bolt, 7" x 5" x 1/2"-13
	G10228	4	Lock Washer, 1/2"
	G10102	4	Hex Nut, 1/2"-13
16	GD35037	2	Support Plate
	GD26274	4	U-Bolt, 1 1/2" x 1/4"-20
	G11385	8	Flat Washer, 1/4" SAE
	G10110	8	Lock Nut, 1/4"-20, Grade B
17	GA24374	2	Handrail
	G10001	8	Hex Head Cap Screw, 3/8"-16 x 1"
	G11091	8	Serrated Flange Nut, 3/8"-16
18	GA5121	2	Pin, 2 1/8"
	G10053	2	Hex Head Cap Screw, 1/2"-13 x 2 1/2"
19	G10007	2	Hex Head Cap Screw, 5/8"-11 x 1 1/2"
	G10503	2	Hex Jam Nut, 5/8"-11, Grade 2
20	GA24376	1	Tube W/Sleeves
	G10045	1	Hex Head Cap Screw, 1/2"-13 x 4 1/2"
	G10111	1	Lock Nut, 1/2"-13
21	GA25067	1	Catwalk
22	GD3180-28	1	Sleeve, 5/8" I.D. x 7/8" O.D. x 2 1/4" Long
23	G10862	1	Hex Head Cap Screw, 5/8"-11 x 3 1/4"
	G10230	1	Lock Washer, 5/8"
24	GD35126	2	Shim, 10 Gauge (.1345")
25	GA24758	1	Ladder Without Granular Chemicals and Trailer Hitch

Continued on the next page.

## Bulk Fill Fan Mounts and Catwalk

Model 3505

M0311-02

---

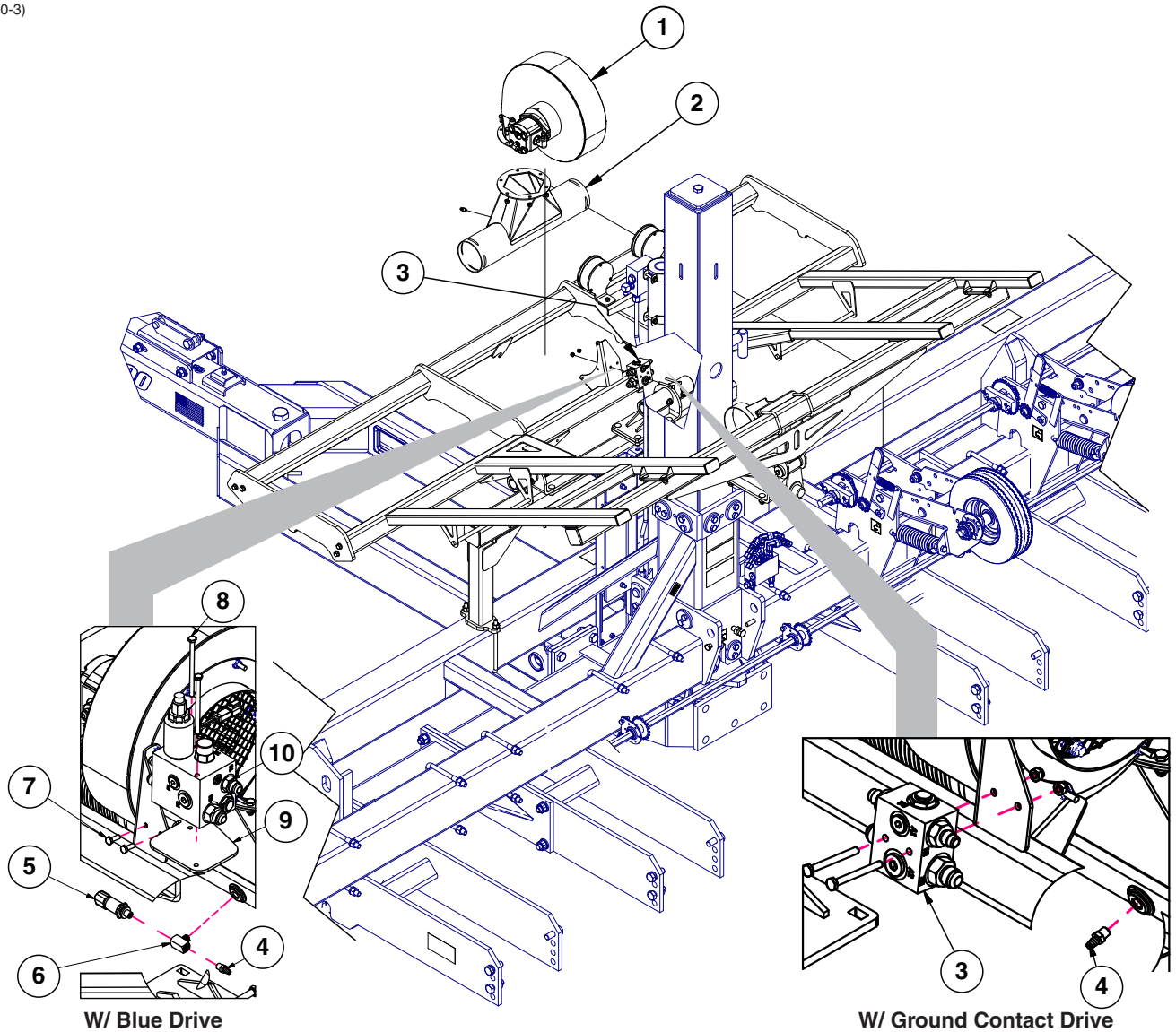
26	G10001	4	Hex Head Cap Screw, 3/8"-16 x 1"
27	G11091	4	Serrated Flange Nut, 3/8"-16
28	GA26267	-	Ladder With Granullar Chemicals and Without Trailer Hitch
29	GA26272	-	Ladder with Trailer Hitch

# Bulk Fill Fan Manifold

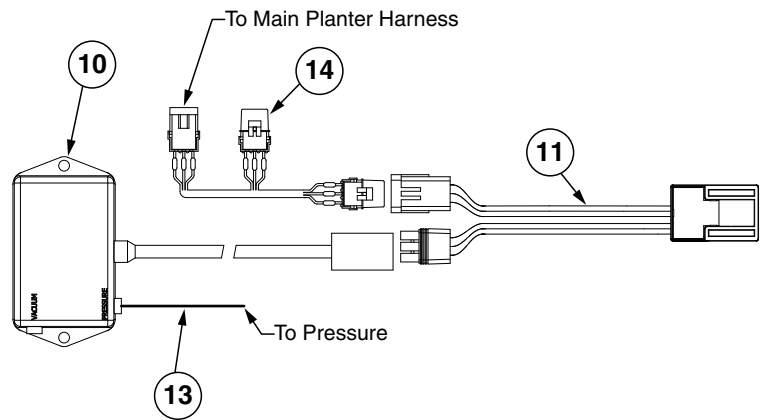
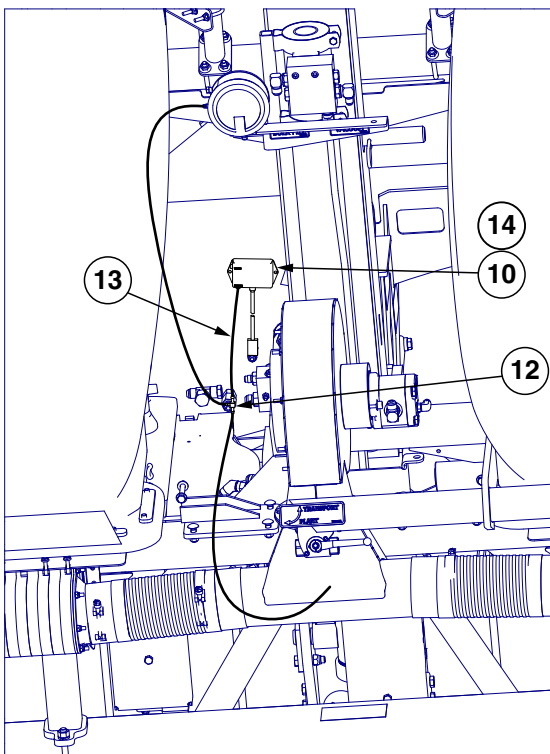
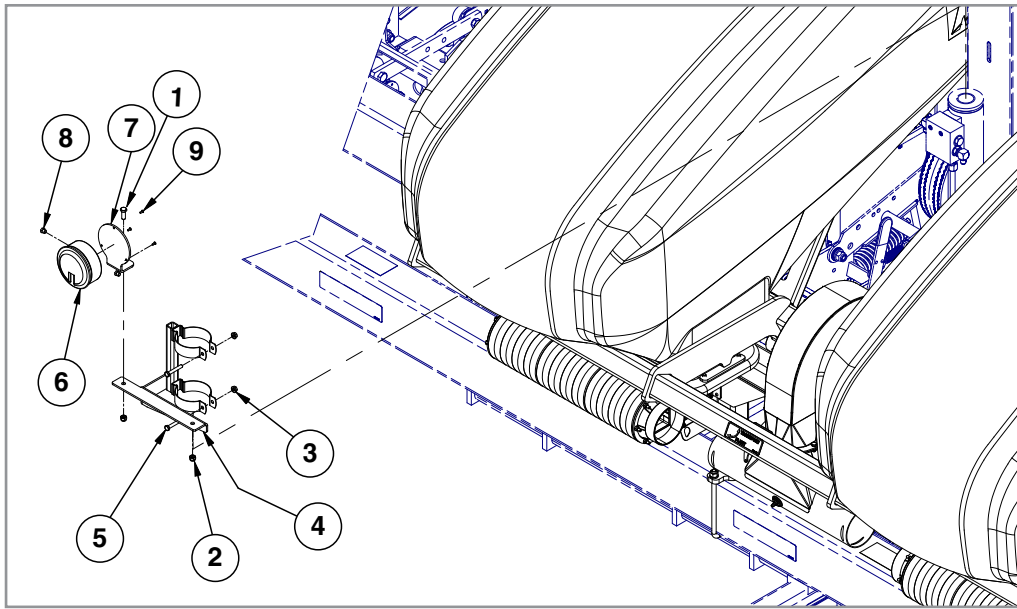
M0311-02

Model 3505

(IP1550-3)



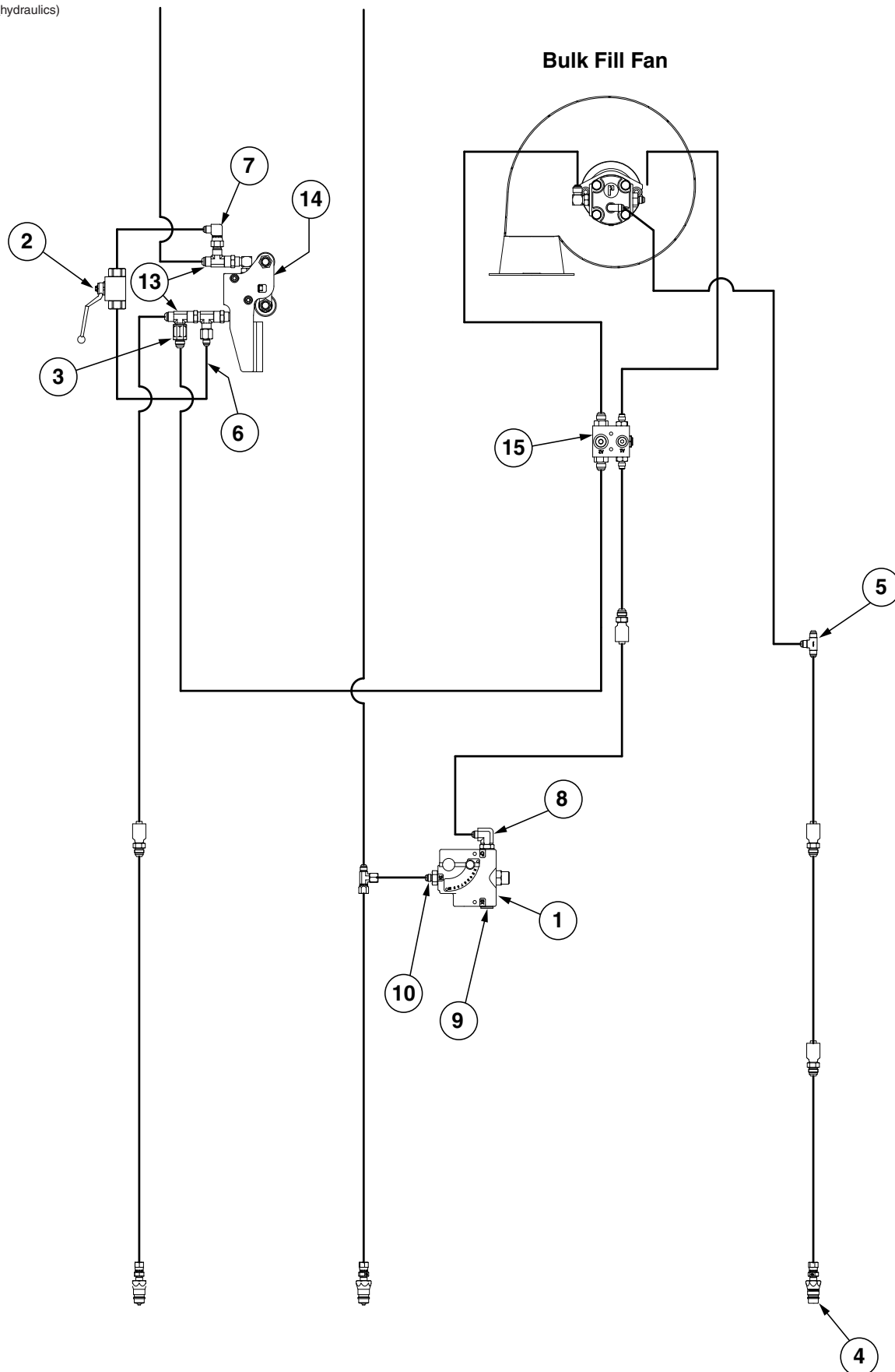
ITEM	PART NO.	QTY.	DESCRIPTION
1	---	-	<a href="#">See "Bulk Fill Fan System" on page P87</a>
2	G10043	6	Hex Head Cap Screw, 5/16"-18 x 3/4"
	GA24414	1	Bulk Fill Manifold
3	G10109	6	Lock Nut, 5/16"-18, Grade 8
	GA24507	1	<a href="#">See "Bulk Fill/Vacuum Anti-Cavitation Check Valve Block" on page P149</a>
	G10746	2	Hex Head Cap Screw, 1/4"-20 x 2 3/4"
4	G11320	2	Lock Nut, 1/4"-20, Grade B
	GR1777	1	Hose Barb, 1/8" Male NPT To 3/16" Barb
5	GA14805	1	Air Pressure Sensor
6	GD28372	1	1/8" NPT Tee, Brass (Female/Male/Female)
7	G10023	2	Hex Head Cap Screw, 1/4"-20 x 3/4"
	G11385	2	Flat Washer, 1/4" SAE
	G11320	2	Lock Nut, 1/4"-20, Grade B
8	G10943	2	Hex Head Cap Screw, 1/4"-20 x 4"
	G11320	2	Lock Nut, 1/4"-20, Grade B
9	GD37066	1	Bulk Fill Fan Block Mount
10	---	-	<a href="#">See "Hydraulic Valve Block on Vacuum Motor" on page P65</a>



ITEM	PART NO.	QTY.	DESCRIPTION
1	G10001	2	Hex Head Cap Screw, $\frac{3}{8}$ "-16 x 1"
2	G10108	2	Lock Nut, $\frac{3}{8}$ "-16
3	G10620	2	Serrated Flange Nut, $\frac{5}{16}$ "-18
4	GA14600	1	Pressure Gauge Mount
5	G10041	2	Hex Head Cap Screw, $\frac{5}{16}$ "-18 x 2"
6	GA21406	2	Pressure Gauge W/Hose Barb
	GR1777	2	Hose Barb, $\frac{1}{8}$ " Male NPT To $\frac{3}{16}$ " Barb (Included W/GA21406)
	GD15849-02	-	Clear Plastic Tubing, $\frac{5}{16}$ " O.D. x $\frac{3}{16}$ " I.D. x 120"
7	GD15804	2	Mount
8	GA10799	2	Breather, $\frac{1}{8}$ " Male NPT
9	G11215	6	Hex Flat Head Cap Screw, No. 6-32 x $\frac{3}{8}$ ", Grade 8
10	GA14847	1	Low Pressure Sensor (0-40 IN H <sub>2</sub> O)
11	GA12812	1	Hall Effect Adapter
12	GD21278	1	Reducing Tee, $\frac{3}{16}$ " x $\frac{1}{8}$ " x $\frac{3}{16}$ "
13	*D17151-20	1	Urethane Tubing, $\frac{1}{4}$ " x 10'
14	GA13551	1	Tee Junction Harness

\*Hose not stocked by Kinze repair parts, but is available in bulk (GD17151-21).

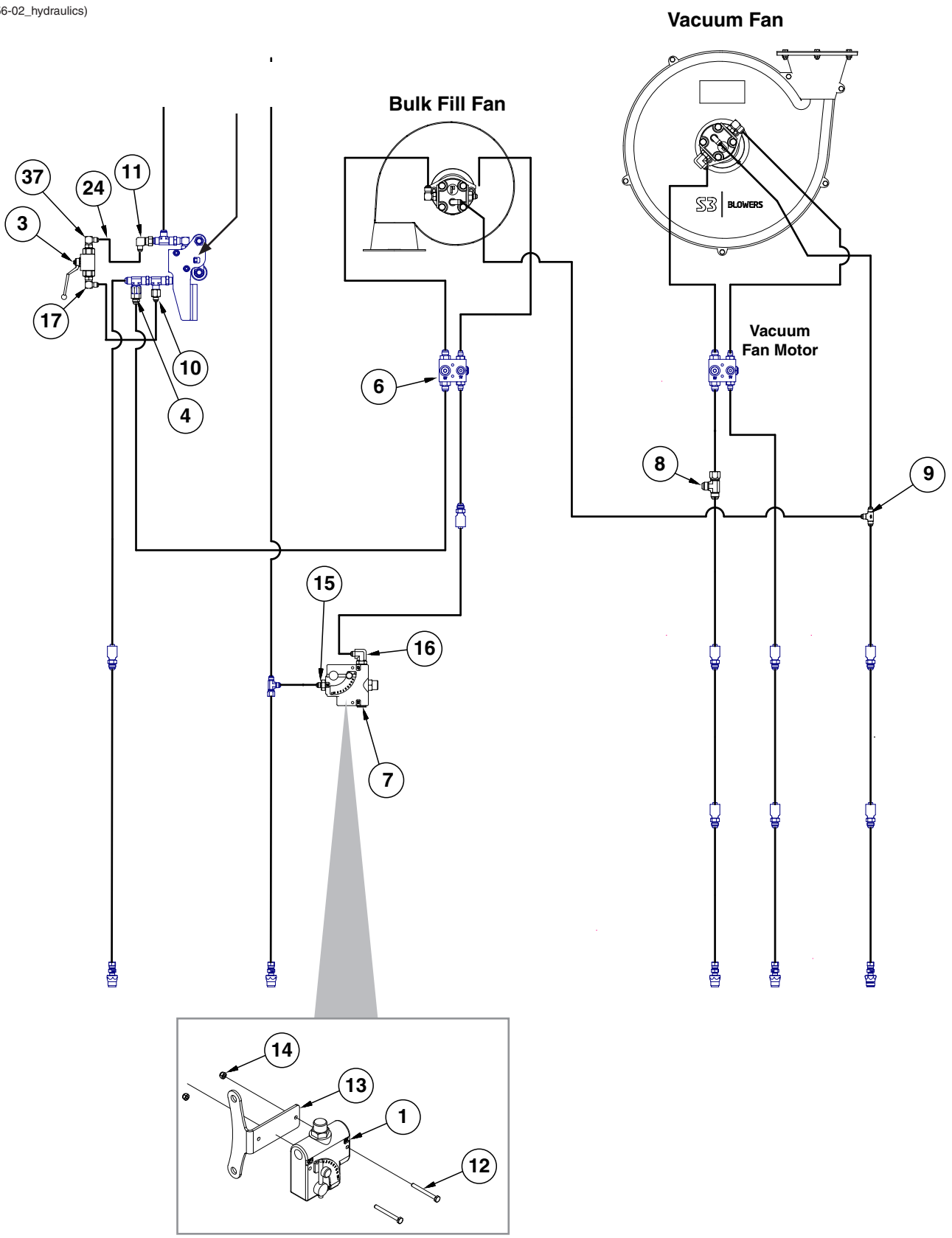
(A24457-02\_hydraulics)



ITEM	PART NO.	QTY.	DESCRIPTION
1	GA10918	1	Flow Control Valve
2	GA22901	1	Shutoff Valve
3	GA19432	1	Inline Check Valve
5	G2603-06	1	Tee, 9/16"-18 Male JIC
6	G2406-08-06	1	Reducer, 3/4"-16 Female JIC To 1/2"-18 Male JIC
7	G6500-06-08	1	90° Swivel Elbow, 1/2"-18 x 3/4"-16
8	G6801-06-10	1	Elbow, 1/2"-18 x 7/8"-14 W/O-Ring
9	G6408-H10-0	1	Hex Socket Head Plug W/O-Ring, 7/8"-14 O-Ring
10	G6400-06-10	1	Adapter, 1/2"-18 JIC, 7/8"-14 O-Ring
13	G6602-08	2	Swivel Tee, 3/4"-16 JIC
14	---	-	<a href="#">See "Stroke Limiter Valve Complete" on page P147</a>
27	---	-	<a href="#">See "Bulk Fill/Vacuum Anti-Cavitation Check Valve Block" on page P149</a>

[See "Mechanical Conventional Planter Hydraulic System" on page P153](#) for part numbers of components that are not listed

(A24456-02\_hydraulics)

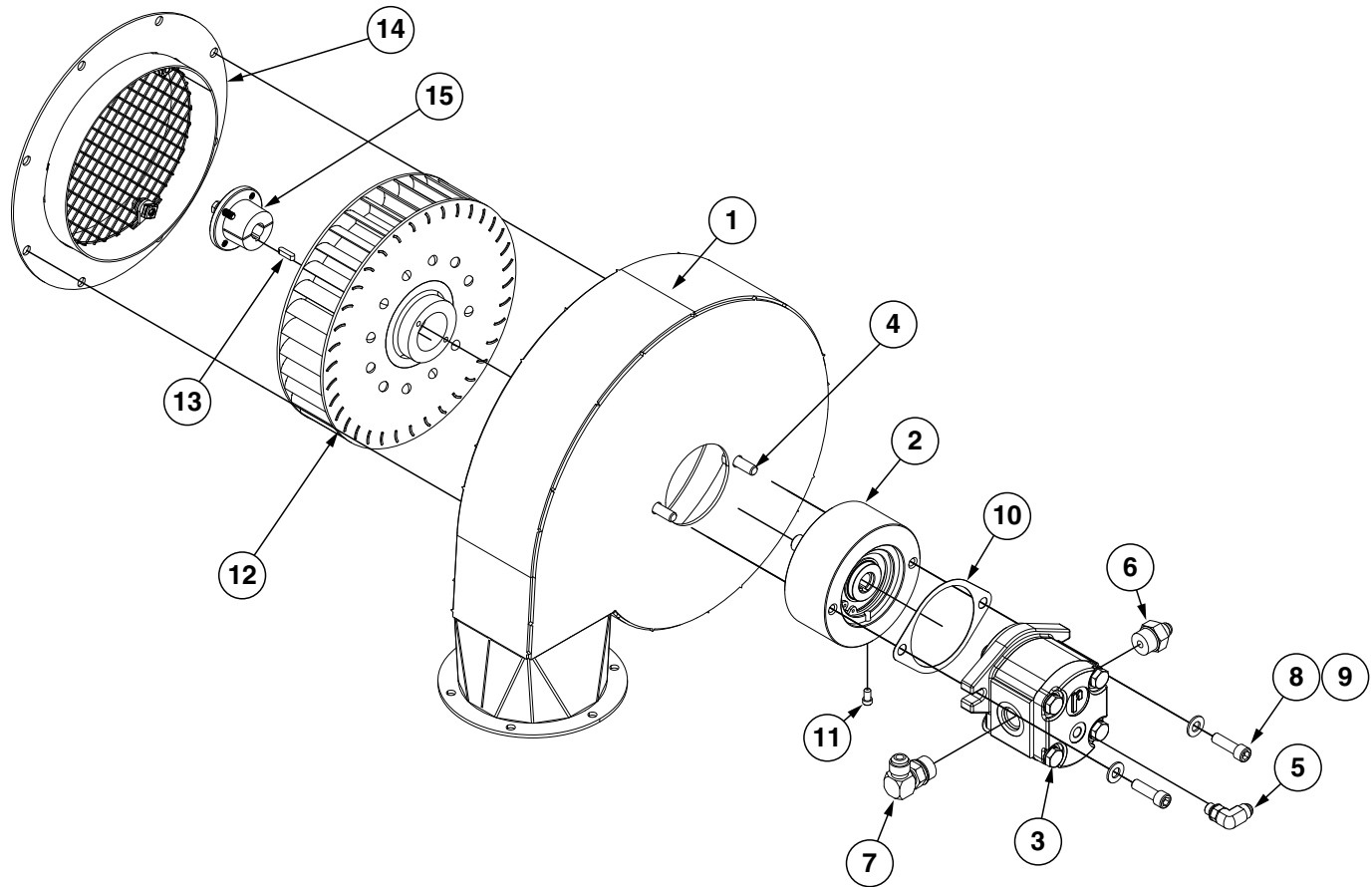




ITEM	PART NO.	QTY.	DESCRIPTION
1	GA10918	1	Flow Control Valve
	G10253	2	Hex Socket Head Cap Screw, No. 10-32 x 1/2"
3	GA22901	1	Shutoff Valve
4	GA19432	1	Inline Check Valve
6	---	-	<a href="#">See "Bulk Fill/Vacuum Anti-Cavitation Check Valve Block" on page P149</a>
7	G6408-H10-0	1	Hex Socket Head Plug W/O-Ring, 7/8"-14 O-Ring
8	G6602-10	1	Swivel Tee, 7/8"-14 JIC
9	G2603-06	1	Tee, 9/16"-18 Male JIC
10	G2406-08-06	1	Reducer, 3/4"-16 Female JIC To 9/16"-18 Male JIC
11	G6500-06-08	1	90° Swivel Elbow, 9/16"-18 x 3/4"-16
12	G10403	2	Hex Head Cap Screw, 1/4"-20 x 2 1/2"
13	GD35929	1	Mount Plate
14	G10110	2	Lock Nut, 1/4"-20, Grade B
15	G6400-06-10	1	Adapter, 9/16"-18 JIC, 7/8"-14 O-Ring
16	G6801-06-10	1	Elbow, 9/16"-18 x 7/8"-14 W/O-Ring
17	G6801-06-08	2	Elbow W/O-Ring, 90°, 9/16"-18 Male JIC To 3/4"-16 O-Ring
	GR1037	-	O-Ring

[See "Vacuum Conventional Planter Hydraulic System" on page P155](#) for part numbers of components that are not listed

(A24428)

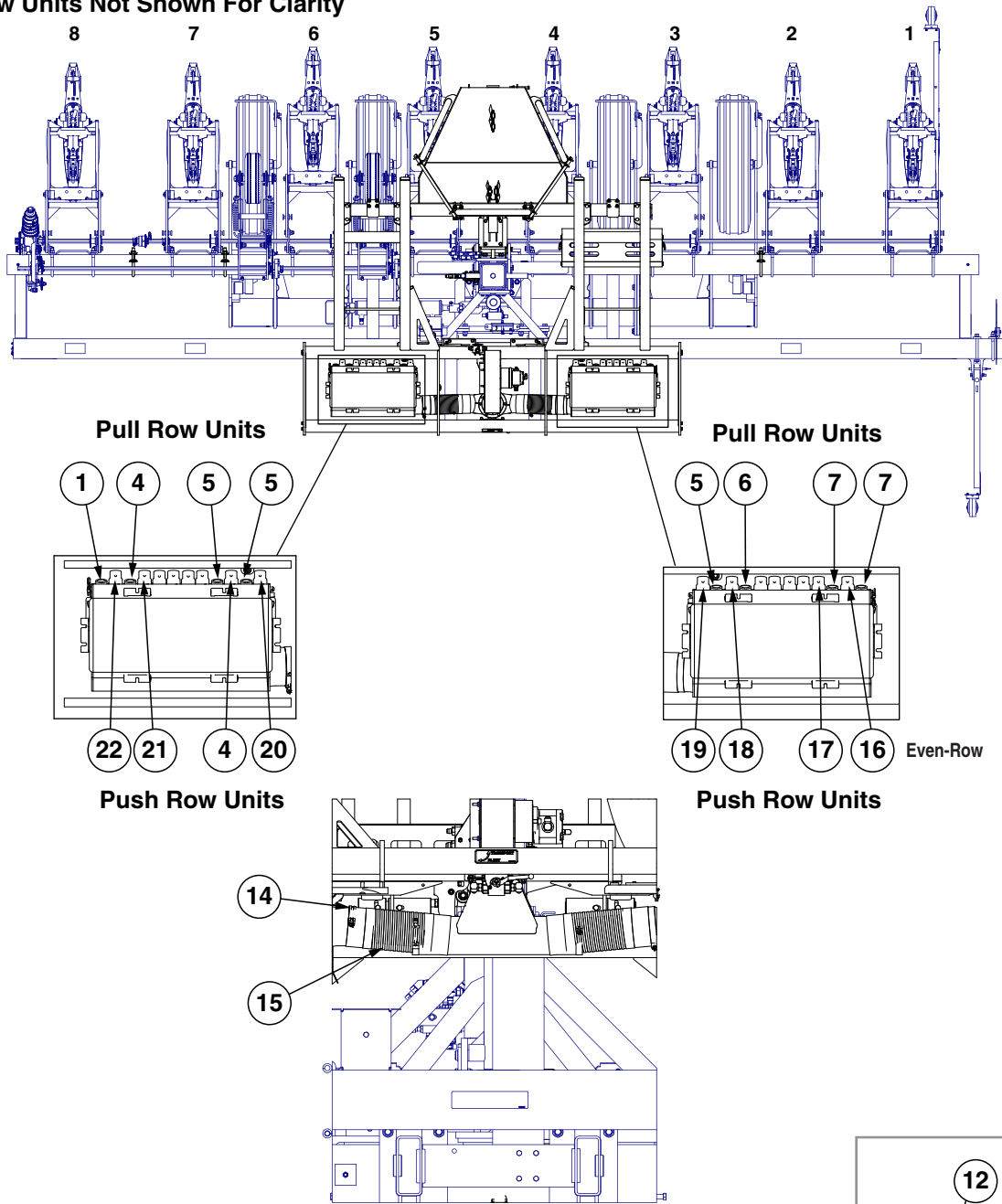


ITEM	PART NO.	QTY.	DESCRIPTION
1	GA25034	1	Fan Housing
2	GA15452	1	Overhurd Load Adapter
3	GA24426	1	Motor
4	G11124	2	Hex Serrated Flange Cap Screw, 3/8"-16 x 1"
5	G6801-06-04	1	Elbow, 90°, 1/16"-18 x 7/16"-20 W/O-Ring
6	G6400-06-10	1	Elbow, 1/16"-18 x 7/8"-14 W/O-Ring
7	G6801-08-10	1	Elbow W/O-Ring, 90°, 3/4"-16 Male JIC To 7/8"-14 O-Ring
	GR1466	-	O-Ring
8	G11848	2	Hex Socket Head Cap Screw, 3/8"-16 x 1-1/4"
9	G11387	2	Flat Washer, 3/8" SAE
10	GD30882	1	2-Bolt Mount Gasket
11	GD31305	1	Plug
12	GA25035	1	Fan Rotor
13	GD21300	1	Key
14	GA25036	1	Fan Inlet
	GD35011	1	Inlet Screen
15	GD34103	1	Bushing
A	GA24429	1	Bulk Fill Fan (Includes Items 1, 12, and 14-15)

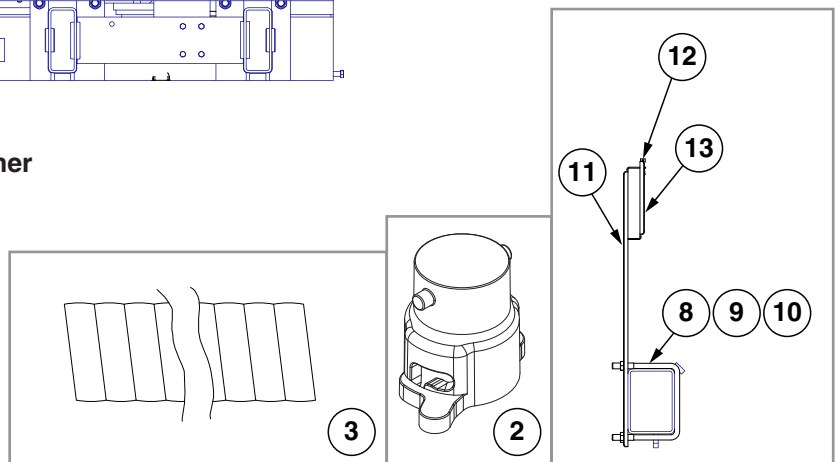
**This page left blank intentionally.**

(10137501)

**\*Split Row Units Not Shown For Clarity**



**NOTE: Center 4 rows on R.H. and L.H entrainer MUST be plugged or seed will not flow.**



ITEM	PART NO.	QTY.	DESCRIPTION
1	*A13870-133	1	Seed Hose Assembly, 1¼" x 133"
2	GB0431	-	Bulk Fill Small Cap
	GD19508	-	Small O-Ring
3	GD9129-01	-	Hose Protector, 48"
4	*A13870-101	1	Seed Hose Assembly, 1¼" x 101"
5	*A13870-72	3	Seed Hose Assembly, 1¼" x 72"
6	*A13870-74	1	Seed Hose Assembly, 1¼" x 74"
7	*A13870-103	2	Seed Hose Assembly, 1¼" x 116"
8	GD1113	3	U-Bolt, 5" x 7" x 5⁄8"-11
9	G10104	6	Hex Nut, 5⁄8"-11
10	G10230	6	Lock Washer, 5⁄8"
11	GD34372	3	Hose Holder Mount, 30"
12	GD2558	3	Lynch Pin, ¼"
13	GD20595	3	Hose Holder Short Mount
14	G11360	4	T-Bolt Hose Clamp, 4½"
15	GD19659-08	2	Black Hose, 4½" I.D. x 12"
16	*A13870-137	1	Seed Hose Assembly, 1¼" x 137"
17	*A13870-149	1	Seed Hose Assembly, 1¼" x 149"
18	*A13870-97	1	Seed Hose Assembly, 1¼" x 97"
19	*A13870-82	1	Seed Hose Assembly, 1¼" x 82"
20	*A13870-93	1	Seed Hose Assembly, 1¼" x 93"
21	*A13870-118	1	Seed Hose Assembly, 1¼" x 118"
22	*A13870-123	1	Seed Hose Assembly, 1¼" x 123"
*Hose not stocked by Kinze repair parts, but is available in bulk (GR1947).			

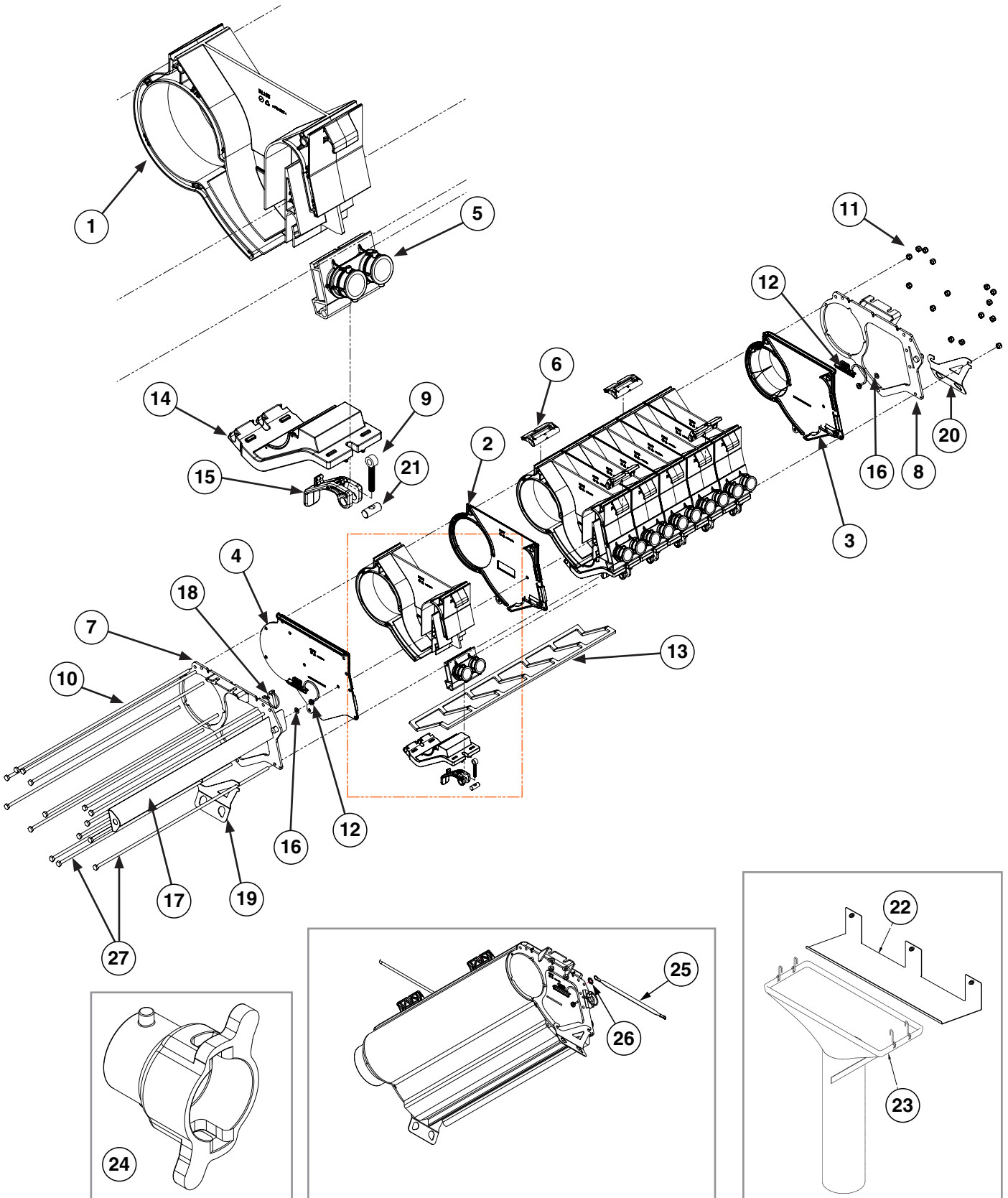
# Bulk Fill Entrainer Assembly, 12 Section

Model 3505

M0311-02

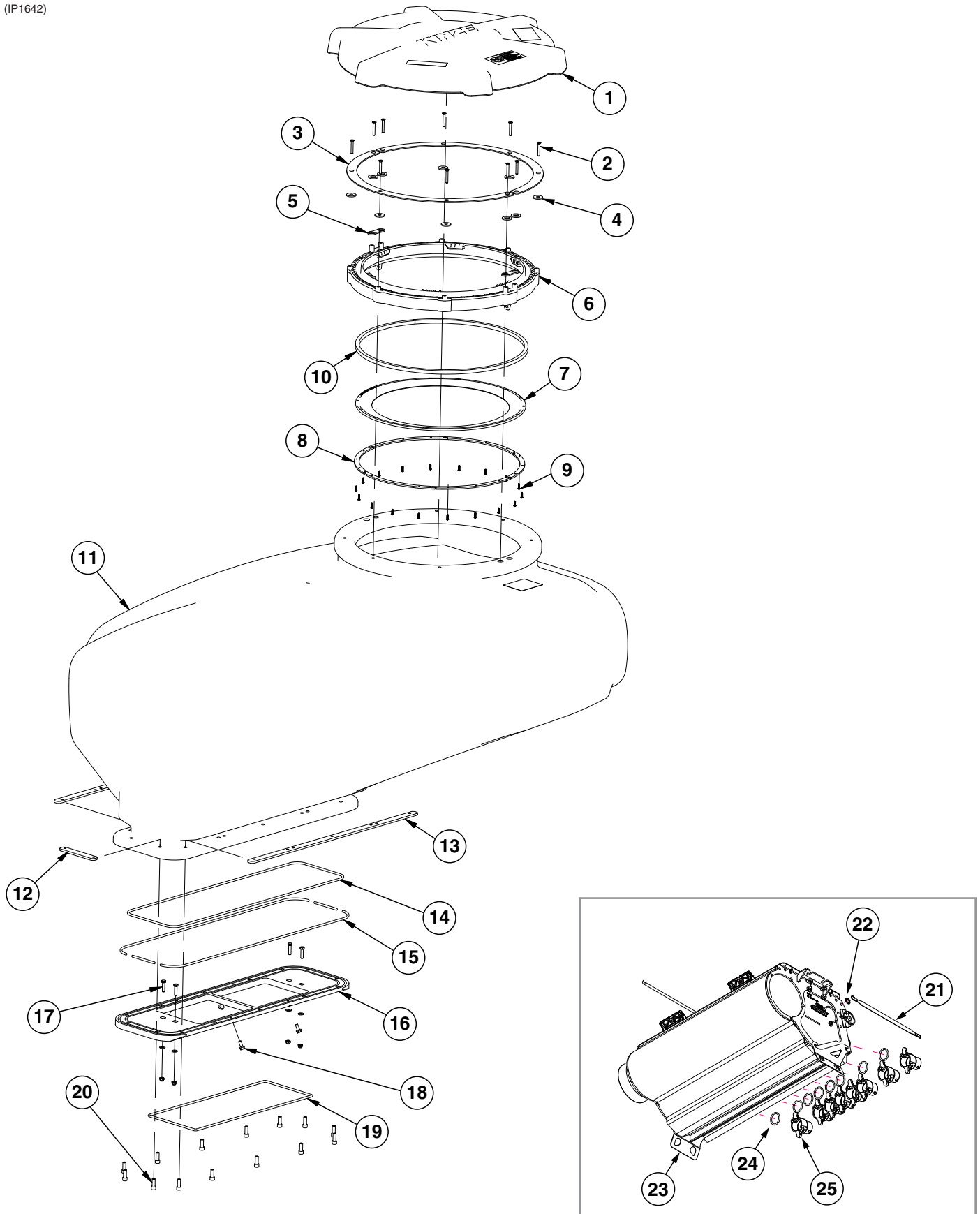
(IP1124)

L.H. Shown



ITEM	PART NO.	QTY.	DESCRIPTION
1	GB1195	6	Entrainer Section
2	GB1197	5	Entrainer Interior Wall
3	GB1201	1	Entrainer End Cap, L.H.
4	GB1199	1	Entrainer End Cap, L.H.
5	GB1196	6	Dual Entrainer Outlet, 1"
6	GB1204	4	Entrainer Mount Adapter
7	GA27156	1	Entrainer Retainment Assembly, L.H.
8	GA27157	1	Entrainer Retainment Assembly, R.H.
9	GD19864	6	Eye Bolt, 1/4"-20 x 1.83 OAL
10	GD37049	13	Hex Head Cap Screw, 1/4"-20 x 21.25", Grade 2
11	G10110	15	Hex Locknut, 1/4"-20
12	GB0444	2	Bulk Fill Shutoff Door Plug
13	G10301201	1	Cleanout Door Gasket
14	GA26104	6	Entrainer Door Assembly
15	GB1203	6	Entrainer Door Latch
16	G11328	2	Washer, 1/4"
17	G10019303	1	Entrainer Slide, 21.673
18	G11339	1	Lynch Pin, 3/16" x 1-1/4", W/Chain
19	G10017201	1	Bulk Fill Chute Hanger
20	G1007301	1	Bulk Fill Chute Hanger
21	GD21080	6	Cam Nut, 1/4"-20
22	GD19808	1	Cleanout Chute Storage Bracket
	G10001	3	Hex Head Cap Screw, 3/8"-16 x 1"
	G10622	3	Serrated Flange Nut, 3/8"-16
23	GA14822	1	Cleanout Chute
24	GB0430	-	Bulk Fill Large Cap
25	GD27607	1	Ground Strap
26	G10529	1	External Tooth Lock Washer, 3/8"
27	GD19852	2	Hex Head Cap Screw, 1/4"-20 x 22", Grade 5
A	GA27158	-	Bulk Fill Entrainer Assembly, R.H. (Items 1-21, 27)
B	GA27159	-	Bulk Fill Entrainer Assembly, L.H. (Shown) (Items 1-21, 27)

(IP1642)

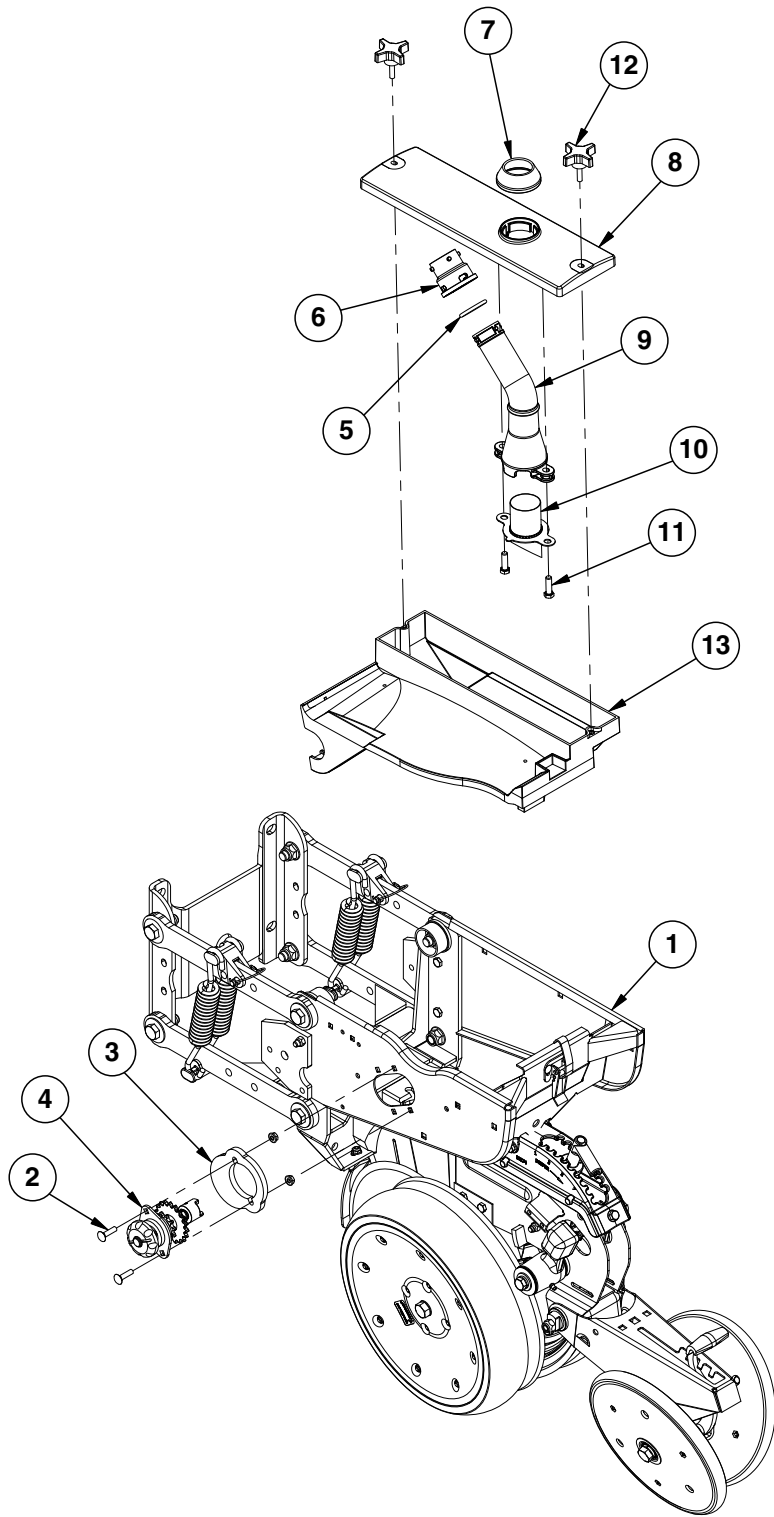




ITEM	PART NO.	QTY.	DESCRIPTION
1	GB0673	1	Bulk Fill Tank Lid
	GD24879-01	1	Rope Tether, 36"
	G11386	1	Flat Washer, 5/16"SAE
2	G10132501	10	Hex Flange Head Cap Screw, 1/4"-20 x 1 3/4"
3	GD35844	2	Top Ring Mount Plate
4	GD35857	6	Foam Seal Washer
5	GB0905	2	Lid Seal Ring Spacer
	GD24754	4	Foam Seal
6	GB1206	1	Bulk Fill Tank Lid Latch
7	GB0675	1	Bulk Fill Tank Lid Seal
8	GD24386	6	Bulk Fill Lid Seal Ring Segment
9	G11522	18	Phillip Pan Head Tapping Screw, #8-18 x 5/8"
10	*GD35274-01	1	Ribbon Sealer, 66 1/2" (Length Used For Tank Lid)
11	G10058001	1	Bulk Seed Tank, 25 Bushel
12	GD20923	2	Entrainer Mount Tap Block, Short
13	G10057501	2	Entrainer Mount Tap Block
14	GD19690-03	1	Ribbon Sealer, 6.5'
15	GD19690-04	1	Ribbon Sealer, 7'
16	GD37001	1	Entrainer Adapter, 12 Row
17	G10171	4	Hex Head Cap Screw, 5/16"-18 x 1 1/4"
	G11386	4	Flat Washer, 5/16" SAE
	G11182	4	Lock Nut W/Nylon Insert, 5/16"-18
18	G11539	4	Hex Socket Flange Cap Screw, 5/16"-18 x 3/4"
19	G10302501	1	Foam Cord, 5/16" x 58.191"
20	G11261	14	Hex Socket Head Cap Screw, 3/8"-16 x 1"
21	GD27607	1	Ground Strap
22	G10529	1	External Tooth Lock Washer, 3/8"
23	---	---	<a href="#">See "Bulk Fill Entrainer Assembly, 12 Section" on page P91</a>
24	GD19508	8	O-Ring, Small Coupler
25	GB0431	8	Bulk Fill Small Cap
A	G10129501	-	Bulk Fill Lid Seal Assembly (Items 6-9)

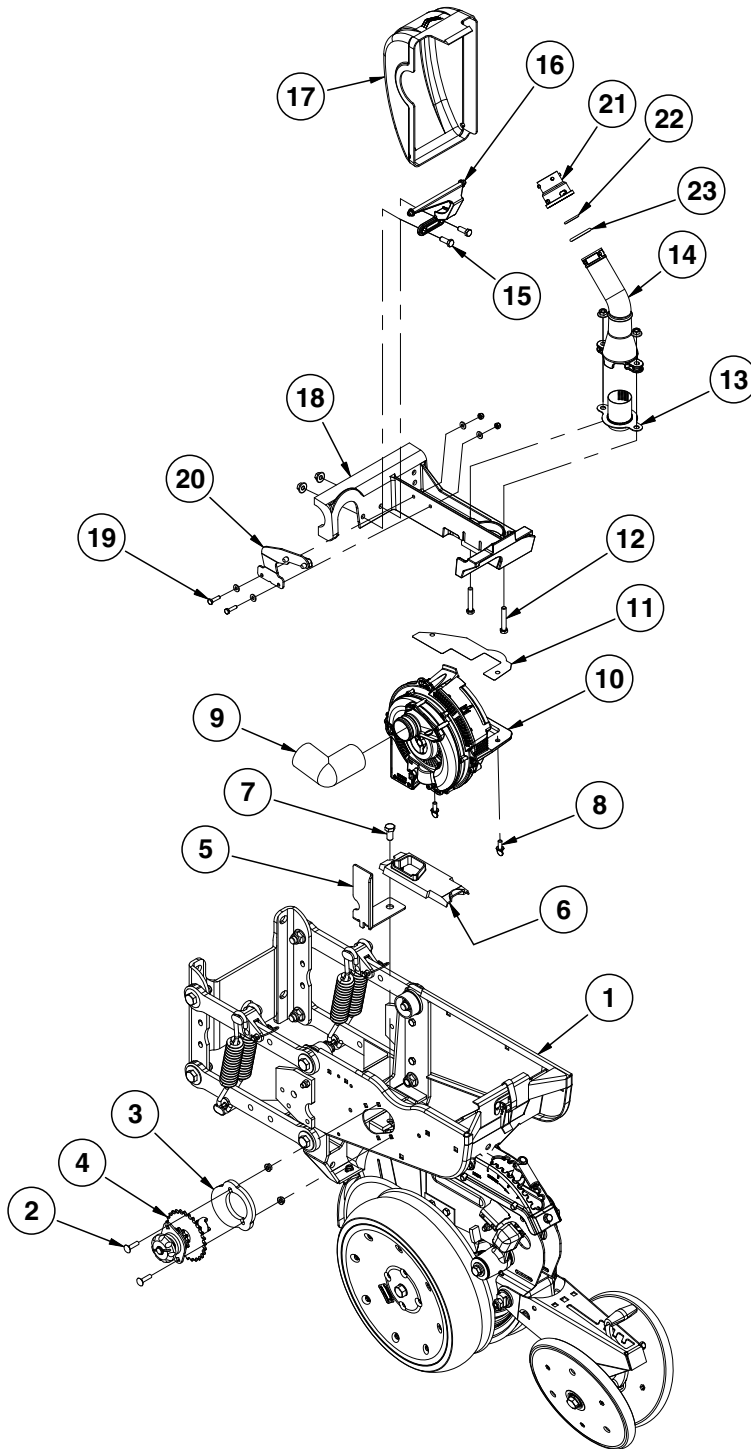
\*Available in bulk only (21.75').

(IP1638)



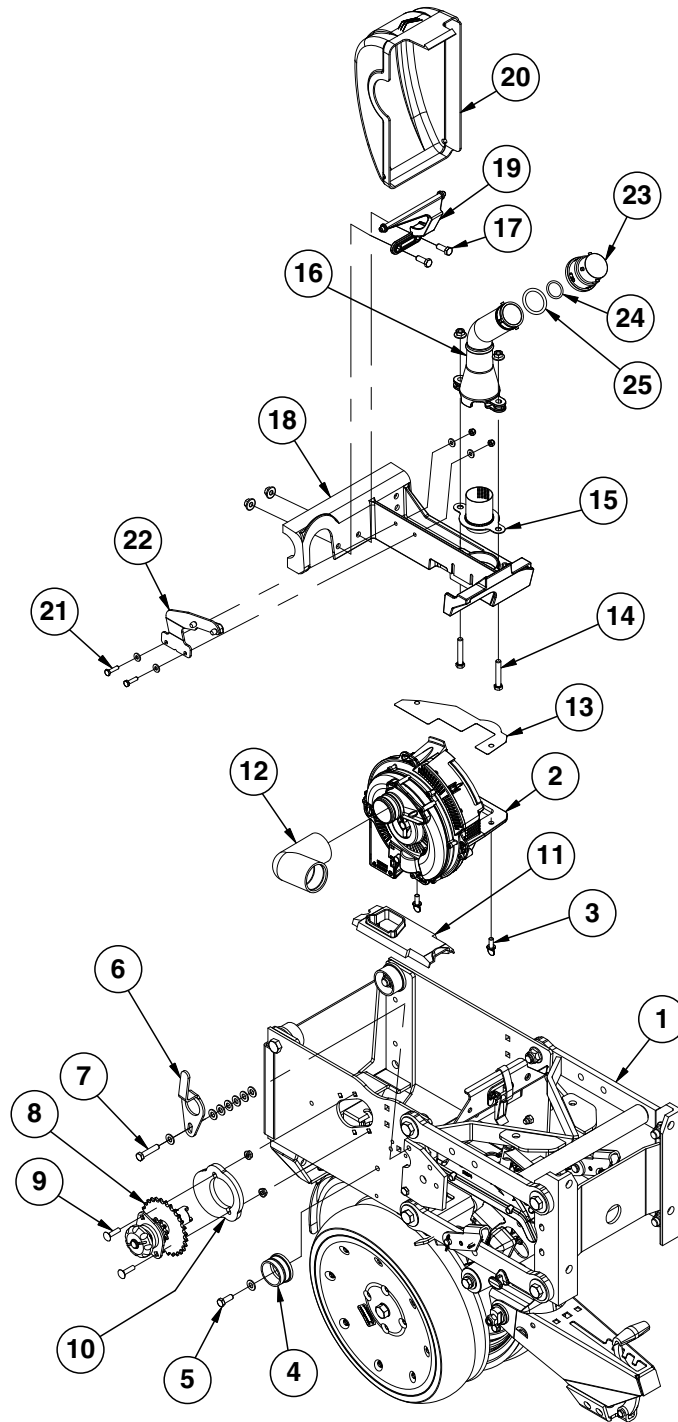
ITEM	PART NO.	QTY. Per Row	DESCRIPTION
1	---	-	<a href="#">See "Shank Assembly, Seed Tube, and Depth Adjustment" on page P3</a> <a href="#">See "Parallel Arms, Mounting Support Plate, and Quick Adjustable Down Force Springs Option" on page P5</a> <a href="#">See "Hopper Support and Meter Drive" on page P13</a>
2	G10338	2	Carriage Bolt, 5/16"-18 x 1 1/4"
	G10620	2	Serrated Flange Nut, 5/16"-18
3	GB0331	1	Clutch Adapter Plate
4	GA10151	1	Seed Meter Clutch Assembly, 11/19 Tooth
5	GD19509	1	O-Ring, Large
6	GB0430	1	Bulk Fill Large Cap
7	GB0446	1	Bulk Fill Mechanical Meter Cover Seal
8	GB0445	1	Bulk Fill Mechanical Meter Cover
9	GB0455	1	Bulk Fill Air Pressure Dissipator
10	GB0574	1	Air Dissipator Screen
11	G10004	2	Hex Head Cap Screw, 3/8"-16 x 1 1/4"
12	GD29339	2	4-Prong Knob
13	GA9547	1	Mini-Hopper
	GD12561	-	Threaded Insert, 5/16"-18
A	GA14031	-	Bulk Fill Mechanical Meter Cover Assembly (Items 7-11)

(IP1636)



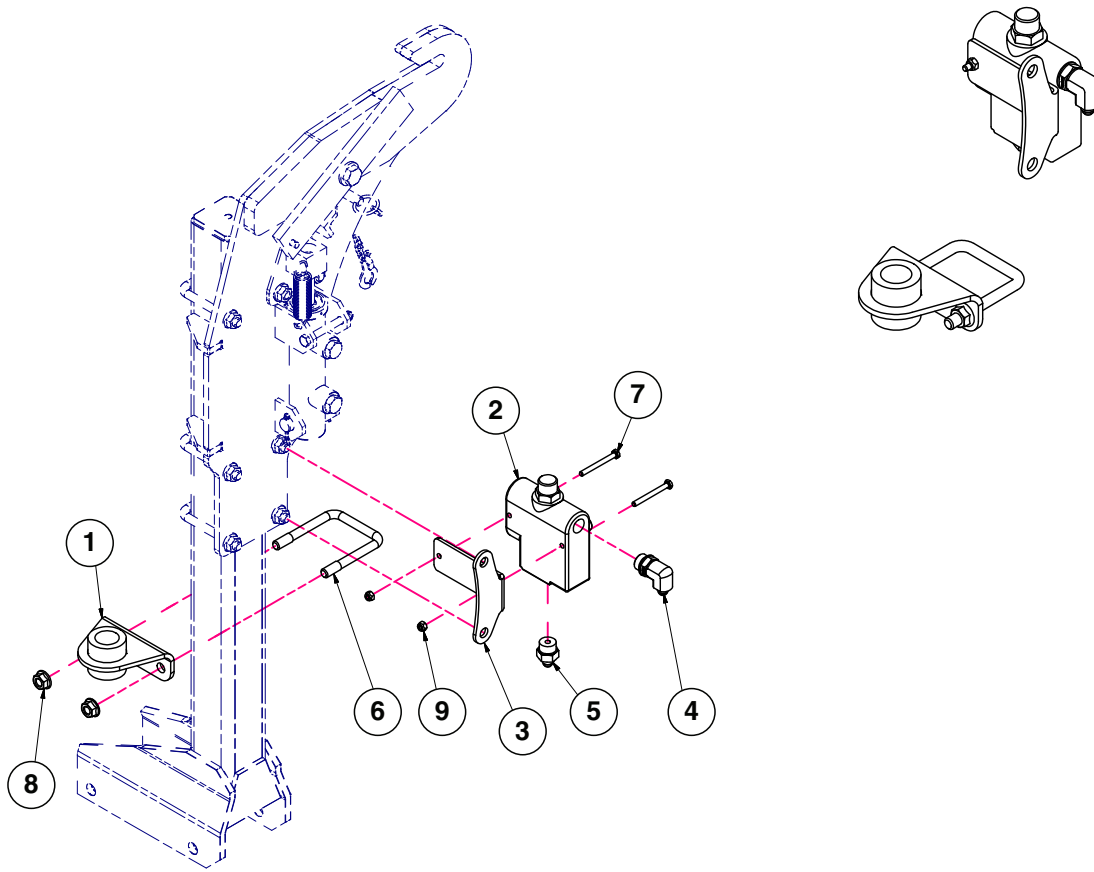
ITEM	PART NO.	QTY.	DESCRIPTION
1	---	---	<a href="#">See "Shank Assembly, Seed Tube, and Depth Adjustment" on page P3</a> <a href="#">See "Parallel Arms, Mounting Support Plate, and Quick Adjustable Down Force Springs Option" on page P5</a> <a href="#">See "Hopper Support and Meter Drive" on page P13</a>
2	G10338	2	Carriage Bolt, 5/16"-18 x 1 1/4"
	G10620	2	Serrated Flange Nut, 5/16"-18
3	GB0331	1	Clutch Adapter Plate
4	GA20640	1	Meter Drive Assembly, 11/28 Tooth
	G3303-108	-	Chain, No. 41, 108 Pitch Including Connector Link
	G3303-124	-	Chain, No. 41, 120 Pitch Including Connector Link (Center 4 Rows)
	GR0196	-	Connector Link, No. 41
5	GD29798	1	Chain Guard
6	GB0926	1	Shank Cover
7	G10014	1	Hex Head Cap Screw, 1/2"-13 x 1"
	G10071	1	Serrated Flange Nut, 1/2"-13
8	G11009	2	Locking Thumbscrew, 5/16"-18 x 3/4"
9	GB1313	1	90° Elbow, 1 1/2" Hose
10	---	1	<a href="#">See "Vacuum Seed Meter" on page P25</a>
11	GD29413	1	Hopper Shim
12	G10939	2	Hex Head Cap Screw, 3/8"-16 x 2 1/4"
	G11091	2	Serrated Flange Nut, 3/8"-16
13	GB0901	1	Air Dissipator Screen
14	GB0455	1	Bulk Fill Air Pressure Dissipator
15	G10001	2	Hex Head Cap Screw, 3/8"-16 x 1"
	G11091	2	Serrated Flange Nut, 3/8"-16
16	GB0717	1	Vacuum Meter Cover Hinge
17	GB0428	1	Meter Cover
18	GA25304	1	Meter Mount W/Inserts
	GD35858	-	Threaded Insert, 5/16"-18 (Included W/GA25304)
19	G10064	2	Hex Head Cap Screw, 1/4"-20 x 1"
	G11385	4	Flat Washer, 1/4" SAE
	G10110	2	Lock Nut, 1/4"-20, Grade B
20	GA21309	1	Meter Support
21	GB0430	1	Bulk Fill Large Cap
22	GD19508	1	Small O-Ring
23	GD19509	1	O-Ring, Large

(IP1637)



ITEM	PART NO.	QTY.	DESCRIPTION
1	---	---	<a href="#">See "Shank and Depth Adjustment (Split Row)" on page P49</a> <a href="#">See "Parallel Arms and Face Plate (Split Row)" on page P47</a>
2	GA21482	1	<a href="#">See "Vacuum Seed Meter" on page P25</a>
3	G11009	2	Locking Thumbscrew, 5/16"-18 x 3/4"
4	GD17052	1	Vacuum Plug
5	G10001	1	Hex Head Cap Screw, 3/8"-16 x 1"
	G11387	8	Hardened Washer, 3/8" SAE
	G10108	1	Lock Nut, 3/8"-16
6	G10180301	1	Vacuum Hose Guide
7	G10047	1	Hex Head Cap Screw, 3/8"-16 x 1 3/4"
8	GA20640	1	Meter Drive Assembly, 11/28 Tooth
	G3303-96	-	Chain, No. 41, 96 Pitch Including Connector Link
	GR0196	-	Connector Link, No. 41
9	G10338	2	Carriage Bolt, 5/16"-18 x 1 1/4"
	G10620	2	Serrated Flange Nut, 5/16"-18
10	GB0331	1	Clutch Adapter Plate
11	GB0926	1	Shank Cover
12	GB1313	1	90° Elbow, 1 1/2" Hose
13	GD29413	1	Hopper Shim
14	G10939	2	Hex Head Cap Screw, 3/8"-16 x 2 1/4"
	G11091	2	Serrated Flange Nut, 3/8"-16
15	GB0901	1	Air Dissipator Screen
16	GB0455	1	Bulk Fill Air Pressure Dissipator
17	G10001	2	Hex Head Cap Screw, 3/8"-16 x 1"
	G11091	2	Serrated Flange Nut, 3/8"-16
18	GA25304	1	Meter Mount W/Inserts
	GD16561	-	Threaded Insert, 5/16"-18 (Included W/GA25304)
19	GB0717	1	Vacuum Meter Cover Hinge
20	GB0428	1	Vacuum Meter Cover
21	G10064	2	Hex Head Cap Screw, 1/4"-20 x 1"
	G10110	2	Lock Nut, 1/4"-20, Grade B
	G11385	4	Flat Washer, 1/4" SAE
22	GA21309	1	Meter Support
23	GB0430	1	Bulk Fill Large Cap
24	GD19508	1	Small O-Ring
25	GD19509	1	O-Ring, Large

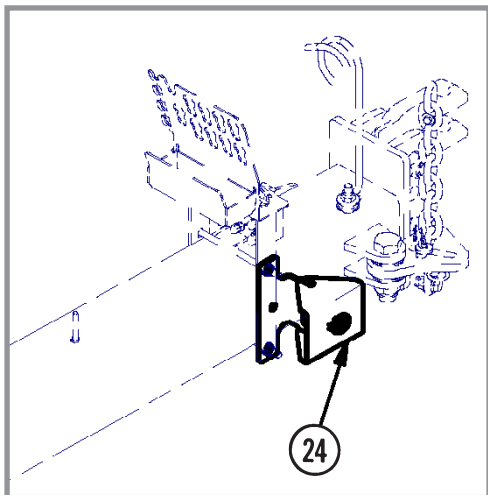
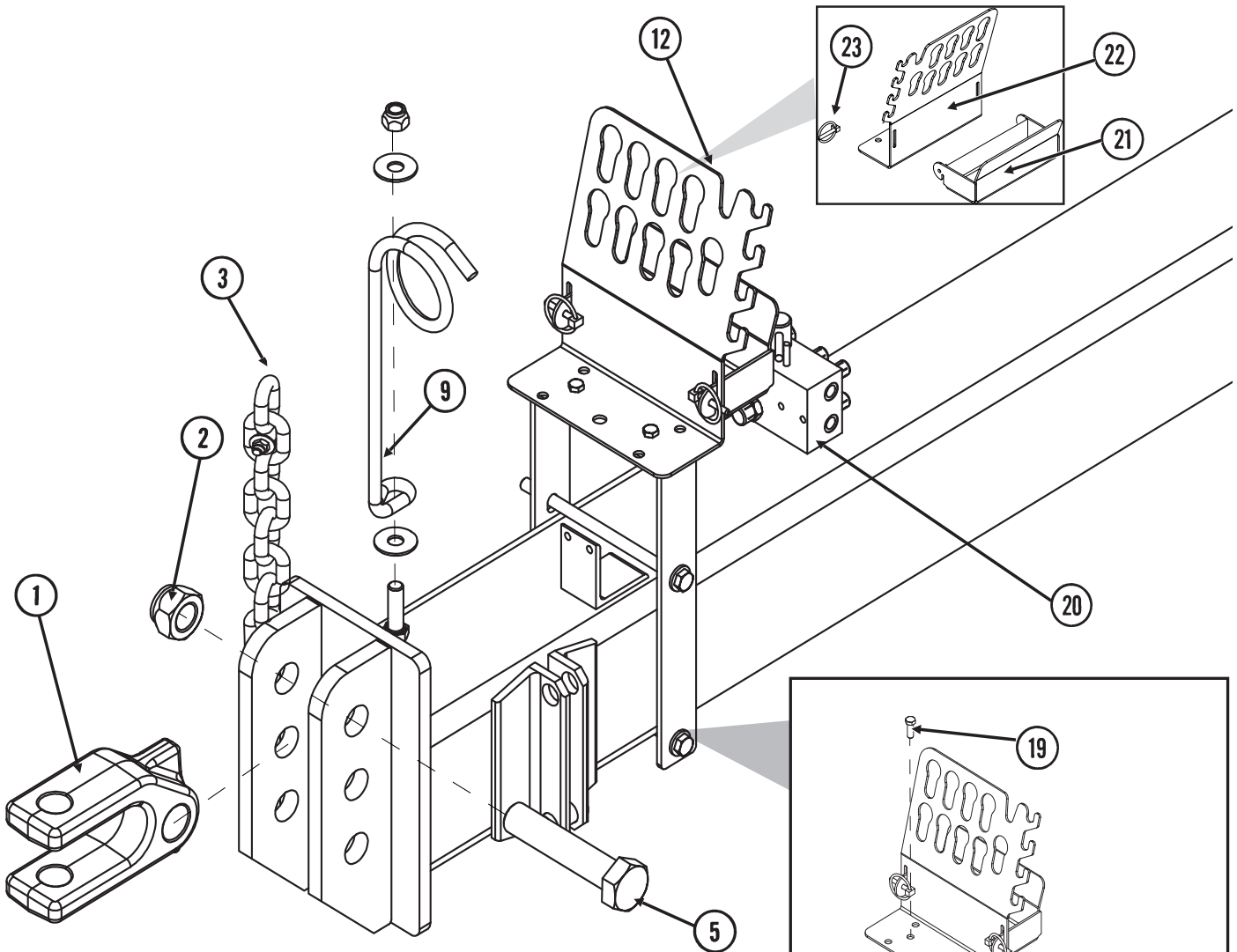
(A26115)



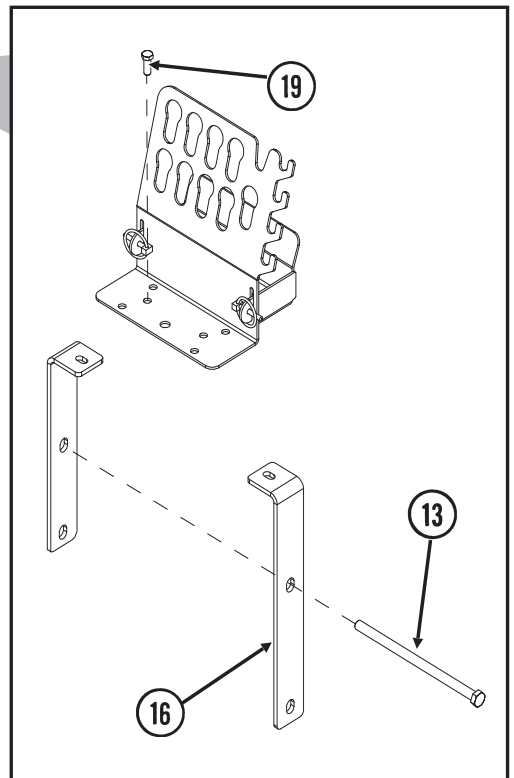
ITEM	PART NO.	QTY.	DESCRIPTION
1	GA24415	1	Bracket
2	GA10918	1	Flow Control Valve
3	GD35929	1	Mount Plate
4	G6801-06-10	1	Elbow, 9/16"-18 x 7/8"-14 W/O-Ring
5	G6400-06-10	1	Adapter, 9/16"-18 JIC, 1/2"-14 O-Ring
6	GD4743	1	U-Bolt, 3" x 3" x 1/2"-13
7	G10403	2	Hex Head Cap Screw, 1/4"-20 x 2 1/2"
8	G10071	2	Serrated Flange Nut, 1/2"-13
9	G10110	2	Lock Nut, 1/4"-20, Grade B



**This page left blank intentionally.**

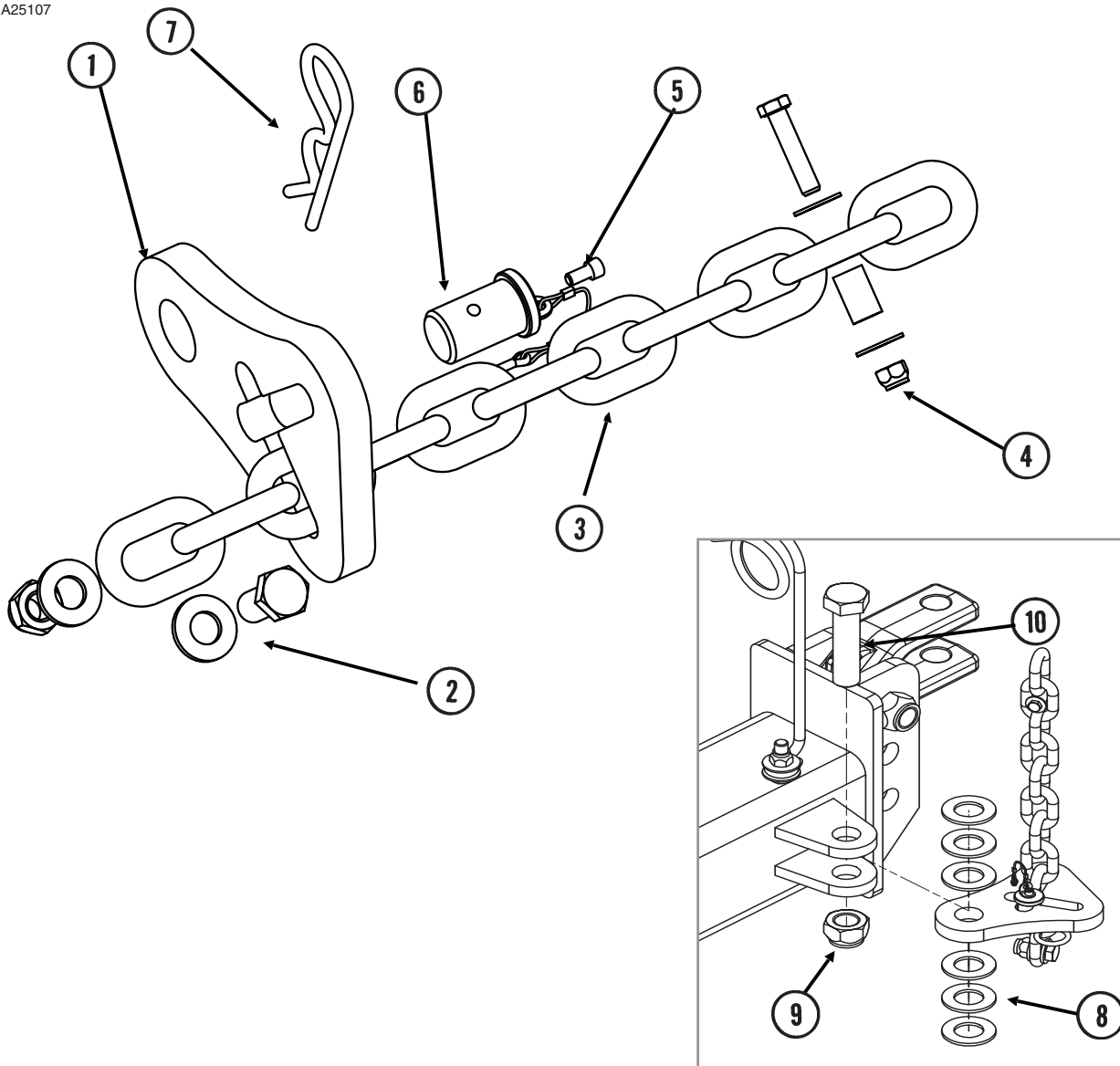


Blue Drive Planters Only



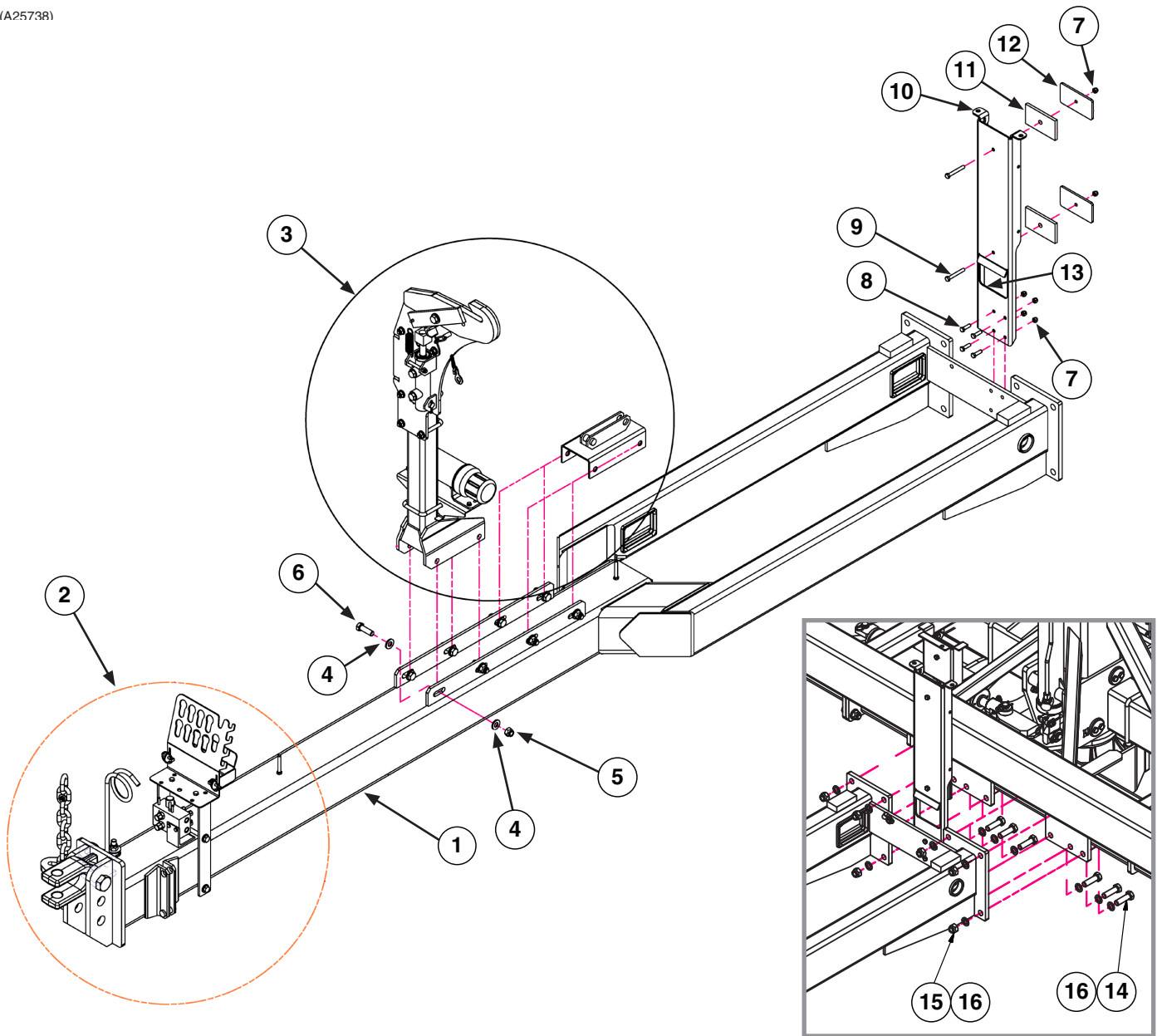
ITEM	PART NO.	QTY.	DESCRIPTION
1	GB0156	1	Clevis
2	G10157	2	Lock Nut, 1 ¼"-7
3	---	-	<a href="#">See "Safety Chain Assembly" on page P105</a>
5	G10169	1	Hex Head Cap Screw, 1 ¼"-7 x 6"
9	GD16328	1	Hose Holder
	G10217	2	Washer, 5/8" USS
	G10107	9	Lock Nut, 5/8"-11
10	G10217	2	Washer, 5/8" USS
12	GA25760	1	Hose Holder
13	G10909	2	Hex Head Cap Screw, 1/2"-13 x 9"
	G11389	4	Flat Washer, ½" Plated SAE
	G10111	2	Lock Nut, ½"-13
16	GD35726	2	Hose Holder Bracket
19	G10001	2	Hex Head Cap Screw, 3/8"-16 x 1"
	G11387	2	Washer, 3/8" SAE
	G10101	2	Hex Nut, 3/8"-16
20	---	-	<a href="#">See "Selector Valve" on page P147</a>
21	GA25763	1	Holder Cup
22	GD35727	1	Holder
23	GD2558	2	Lynch Pin, 1/4"
24	G10212001	1	Hitch Bulkhead
	GD35761	1	Bulkhead Cover
	GD2558	1	Lynch Pin, 1/4"

A25107



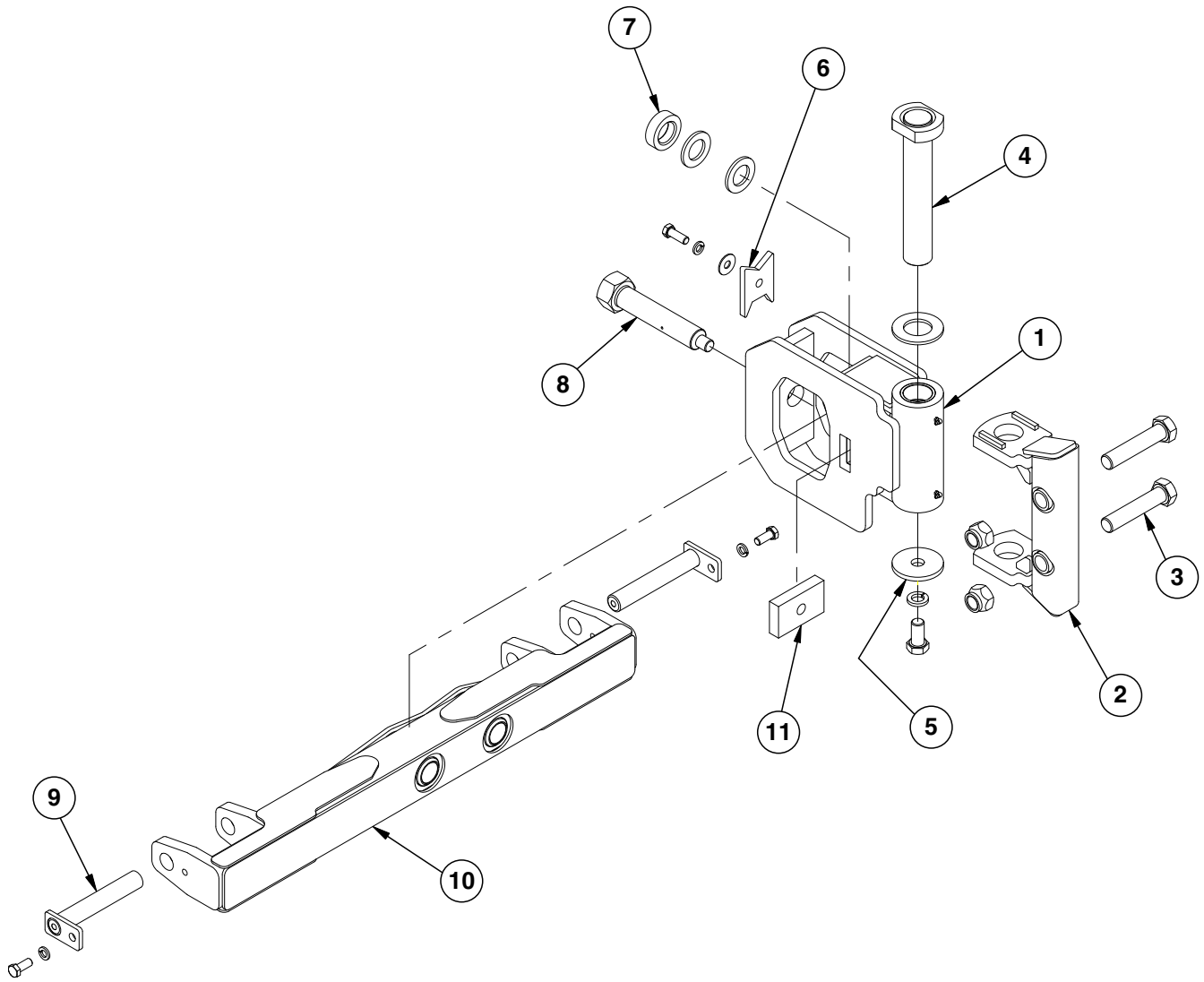
ITEM	PART NO.	QTY.	DESCRIPTION
1	GD35127	1	Single Chain Latch
2	G10107	1	Lock Nut, 5/8"-11
	G11391	2	Flat Washer, 5/8" SAE
	G10007	1	Hex Head Cap Screw, 5/8"-11 x 1 1/2"
3	G3324-01	1	Safety Chain, 13MM Grade 70, 97-1/2"
4	G10108	1	Lock Nut, 3/8"-16
	G10210	2	Washer, 3/8" USS
	GD8893-07	1	Sleeve, 1" Long
	G10047	1	Hex Head Cap Screw, 3/8"-16 x 1 3/4"
5	G11874	1	Hex Socket Head Cap Screw, 1/4"-20 x 1/2"
6	GD35340	1	Chain Latch Pin
7	G10671	1	Hairpin Cotter, 3/16" x 3 1/4"
8	G11396	6	Flat Washer, 1 1/4" SAE
9	G10157	1	Lock Nut, 1 1/4"-7
10	G11290	1	Hex Head Cap Screw, 1 1/4"-7 x 5"

(A25738)



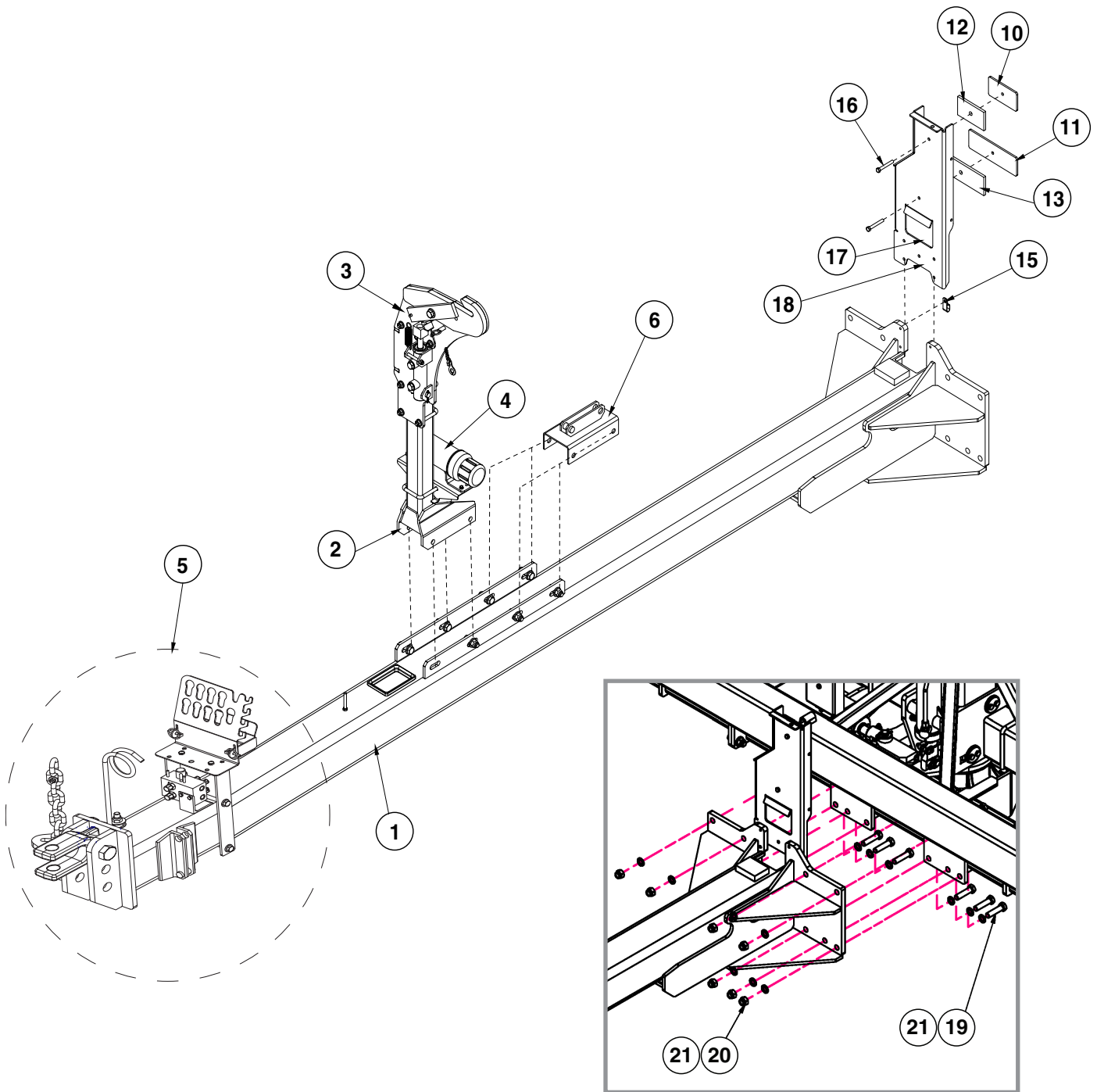
ITEM	PART NO.	QTY.	DESCRIPTION
1	GA25720	1	Y-Hitch
2	---	-	<a href="#">See "Hitch Assembly" on page P103</a>
3	---	-	<a href="#">See "T-Hitch Assembly" on page P109</a>
4	G11391	16	Flat Washer, 5/8" SAE
5	G10107	8	Lock Nut, 5/8"-11
6	G10008	8	Hex Head Cap Screw, 5/8"-11 x 2"
7	G10108	6	Lock Nut, 3/8"-16
8	G10004	4	Hex Head Cap Screw, 3/8"-16 x 1 1/4"
9	G11847	2	Bolt, 3/8"-16 x 2-3/4"
10	GA24422	1	Hydraulic Hose Tray
11	GD8189	2	Rubber Strip, 3/8"
12	GD34015	2	Hose Clamp Plate
13	G4425-02	1	Edge Molding, 3/16" x 15"
14	G10437	10	Hex Head Cap Screw, 3/4"-8 x 2 1/2", Grade 8
15	G10112	10	Lock Nut, 3/4"-10
16	GD2169	20	Special Washer, 25/32" I.D. x 1 1/4" O.D., Hardened

(IP1012/A12406)



ITEM	PART NO.	QTY.	DESCRIPTION
1	GA13665	1	Hitch Pivot
2	GA13783	1	Pivot Mount
3	G10169	2	Hex Head Cap Screw, 1 1/4"-7 x 6"
	G10157	2	Lock Nut, 1 1/4"-7
4	GA12163	1	Pin, 13 3/8"
	GD15725	1	Washer, 4" O.D. x 2 1/4" I.D. x 1/4"
5	GD17245	1	Washer, 4" O.D. x 1 1/32" I.D. X 3/8"
	G11223	1	Hex Head Cap Screw, 1"-8 x 2"
	G10118	1	Lock Washer, 1"
6	GD15100	1	Pivot Lock
	G10230	1	Lock Washer, 5/8"
	G10217	1	Washer, 5/8" USS
	G10005	1	Hex Head Cap Screw, 7/8"-11 x 1 3/4"
7	GD16226	1	Sleeve, 3" O.D. x 1 25/32" x 29/32" Thick
	GD16303	2	Washer, 3" O.D. x 1 25/32" x 1/4" Thick
8	GA13673	1	Pivot Pin
9	GA11079	2	Hammer Strap, Category 3 And 3N
	G10007	2	Hex Head Cap Screw, 5/8"-11 x 1 1/2"
	G10230	2	Lock Washer, 5/8"
10	GA12164	1	Hitch Bar
11	GD19468	1	Tapped Bar

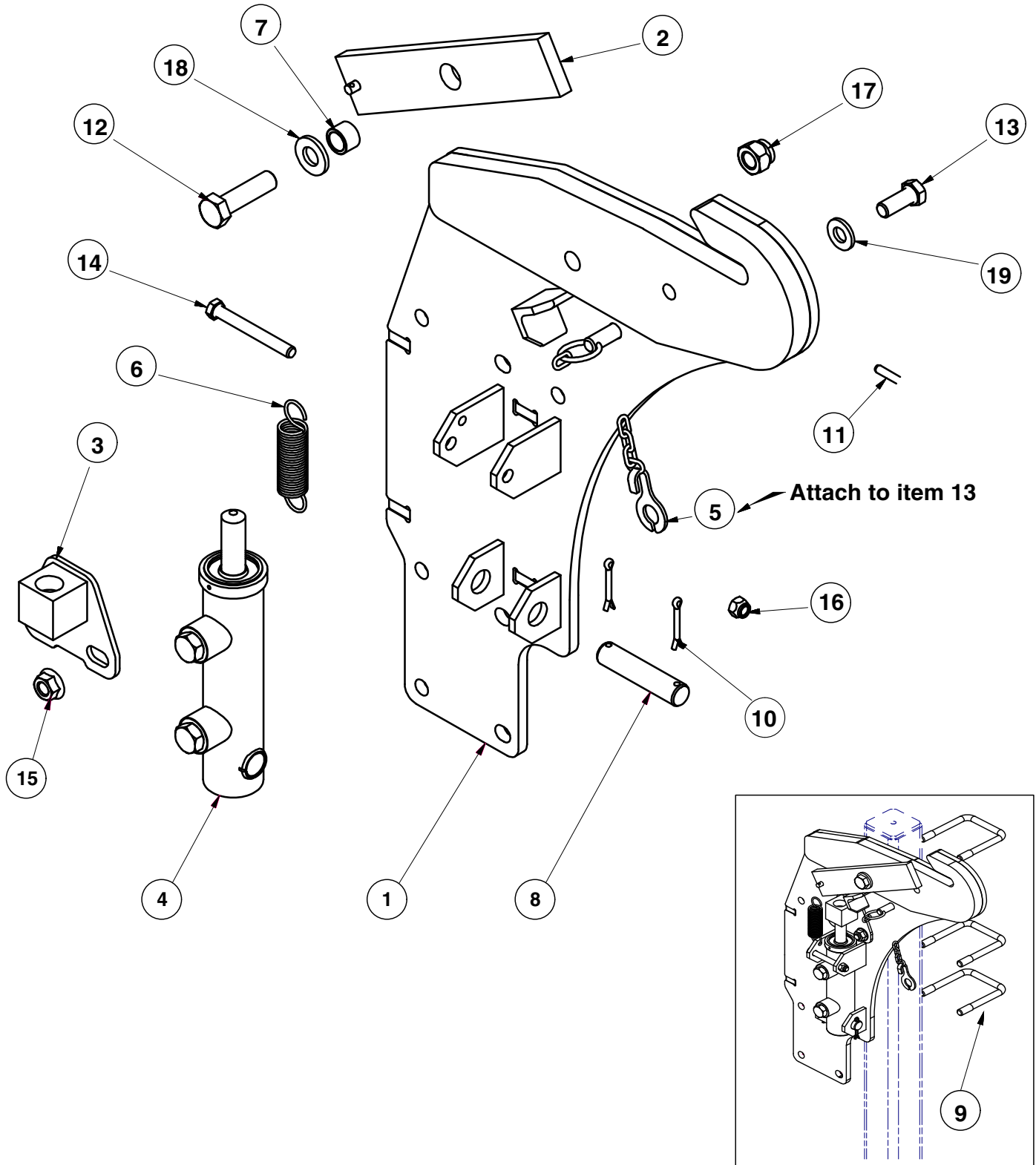
(A25739)





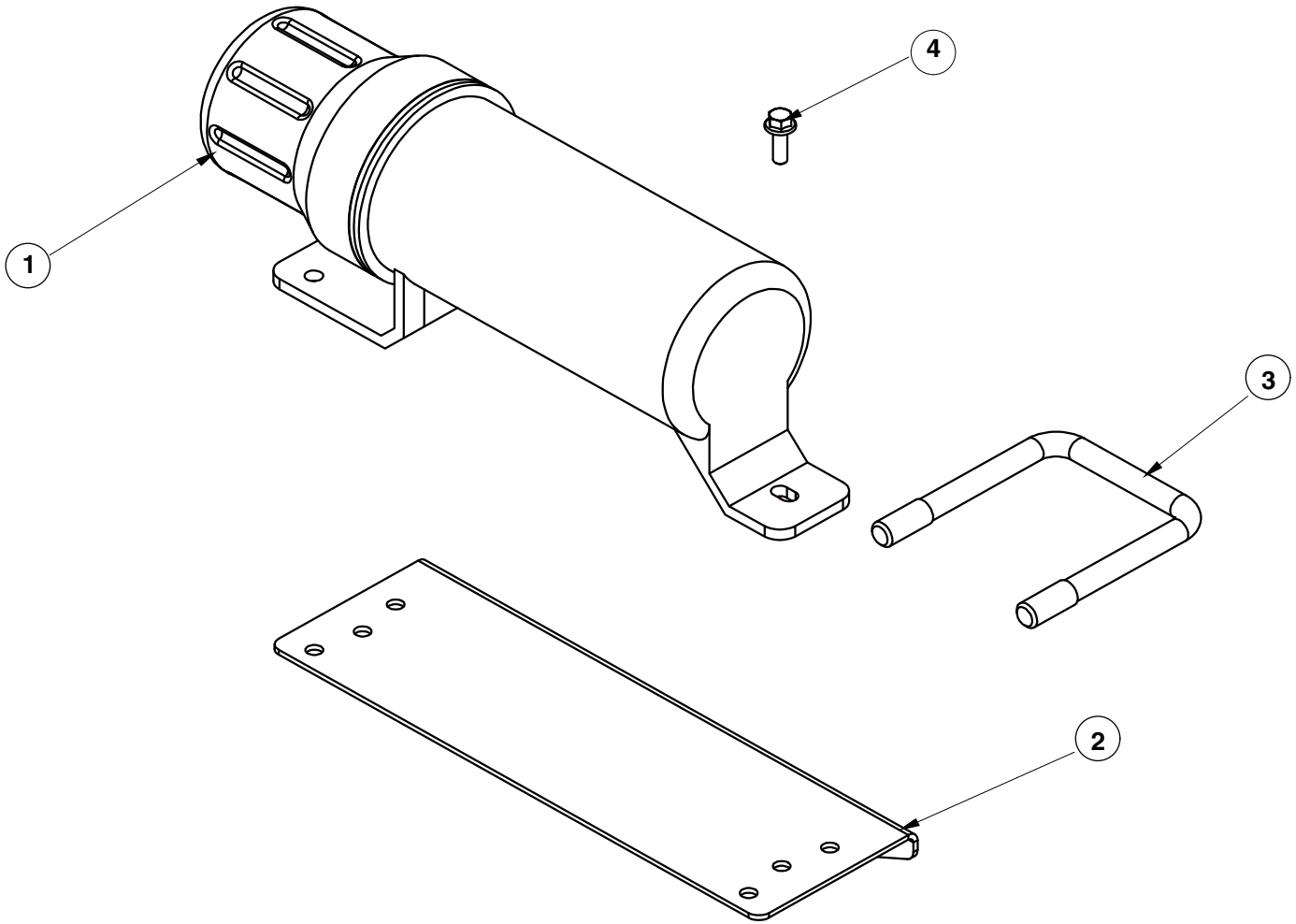
ITEM	PART NO.	QTY.	DESCRIPTION
1	GA25723	1	T-Hich
2	GA6418	1	Transport Post
	G10008	1	Hex Head Cap Screw, 5/8"-11 x 2"
	G11391	16	Flat Washer, 5/8" SAE
	G10107	9	Lock Nut, 5/8"-11
3	---	-	<a href="#">See "Transport Catch Assembly" on page P112</a>
4	---	-	<a href="#">See "Manual Canister Bracket" on page P113</a>
5	---	-	<a href="#">See "Hitch Assembly" on page P103</a>
6	GA6404	1	Jack Storage Mount
10	GD34015	1	Hose Plate Clamp
11	GD35724	1	Plate Hose Clamp
12	GD8189	1	Rubber Strip, 3/8"
13	GD35725	1	Rubber Strip 3/8"
15	GD17161	1	Double Insulated Clamp
16	G11847	2	Bolt 3/8"-16x2-3/4"
	G10108	2	Lock Nut, 3/8"-16
17	G4425-02	1	Edge Molding, 3/16" x 15"
18	G4425-03	1	Edge Molding, 3/16" x 4.5"
	G11124	4	Hex Serrated Flange Cap Screw, 3/8"-16 x 1"
19	G11313	10	Hex Head Cap Screw, 3/4"-10 x 3"
20	G10112	10	Lock Nut, 3/4"-10
21	GD2169	20	Special Washer, 25/32" I.D. x 1 1/4" O.D., Hardened

(A26076)



ITEM	PART NO.	QTY.	DESCRIPTION
1	GA25922	1	Transportation Catch
2	GA6422	1	Catch Bar
3	GA25722	1	Rod Guide
4	GA9559	1	Cylinder Complete, 1 1/2" x 2 1/2" (Part Number Stamped On Barrel)
5	GA7022	1	Detent Pin W/Chain
6	GD5857	1	Spring
7	GB0218	1	Bushing, 21/32" I.D. x 7/8" O.D. x 19/32" Long
8	GD7137	1	Pin, 3/4" x 3 3/8"
9	GD4743	3	U-Bolt, 3" x 3" x 1/2"-13
10	G10457	2	Cotter Pin, 5/32" x 1 1/2"
11	G10765	1	Spring Pin, 1/4" x 1"
12	G10006	1	Hex Head Cap Screw, 5/8"-11 x 2 1/4"
13	G10037	1	Hex Head Cap Screw, 1/2"-13 x 1 1/4"
14	G10809	1	Hex Head Cap Screw, 3/8"-16 x 3 1/4"
15	G10071	7	Serrated Flange Nut, 1/2"-13
16	G10108	1	Lock Nut, 3/8"-16
17	G10107	1	Lock Nut, 5/8"-11
18	G11391	1	Flat Washer, 5/8" SAE
19	G11389	1	Flat Washer, 1/2" Plated SAE

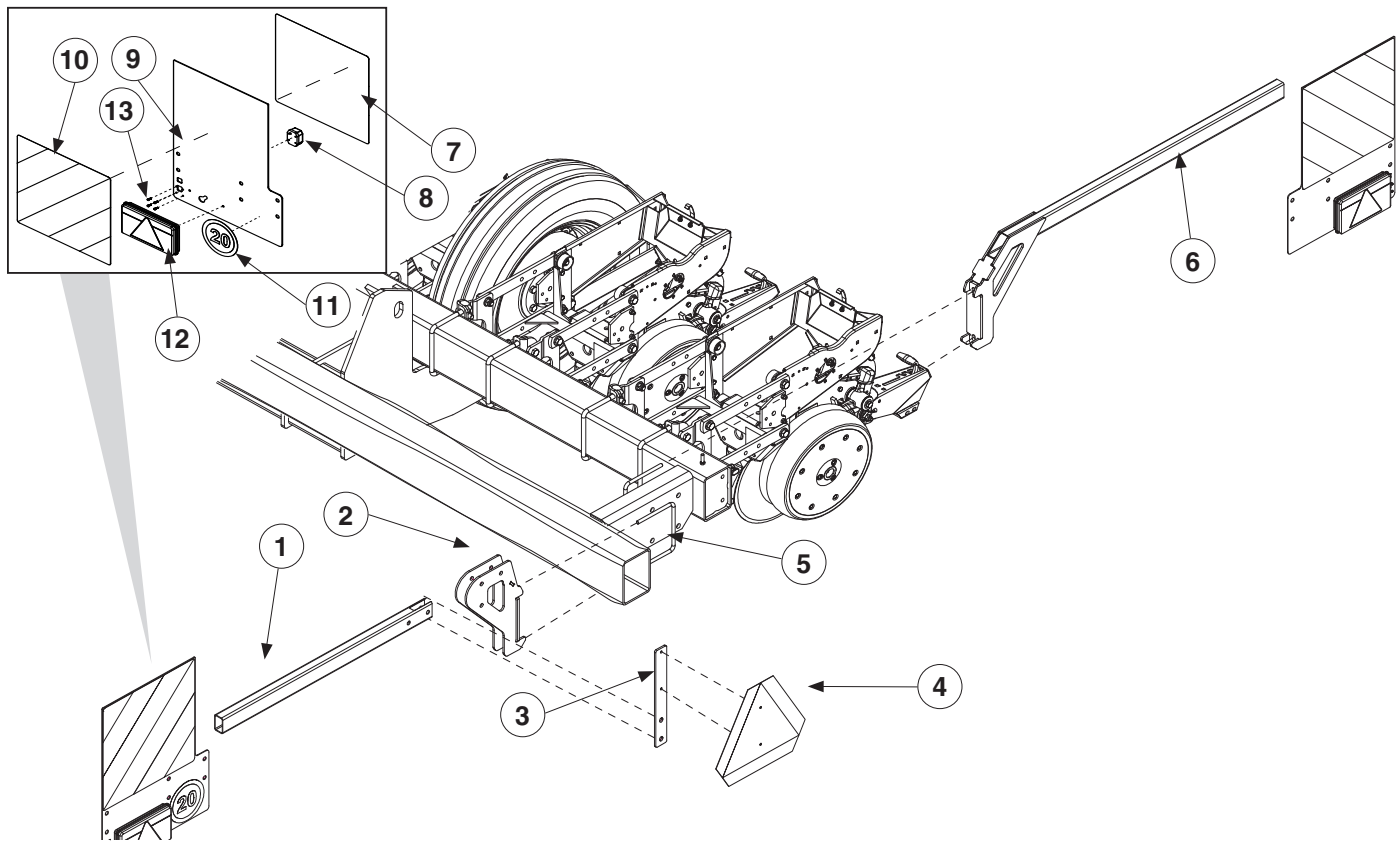
(A25890)



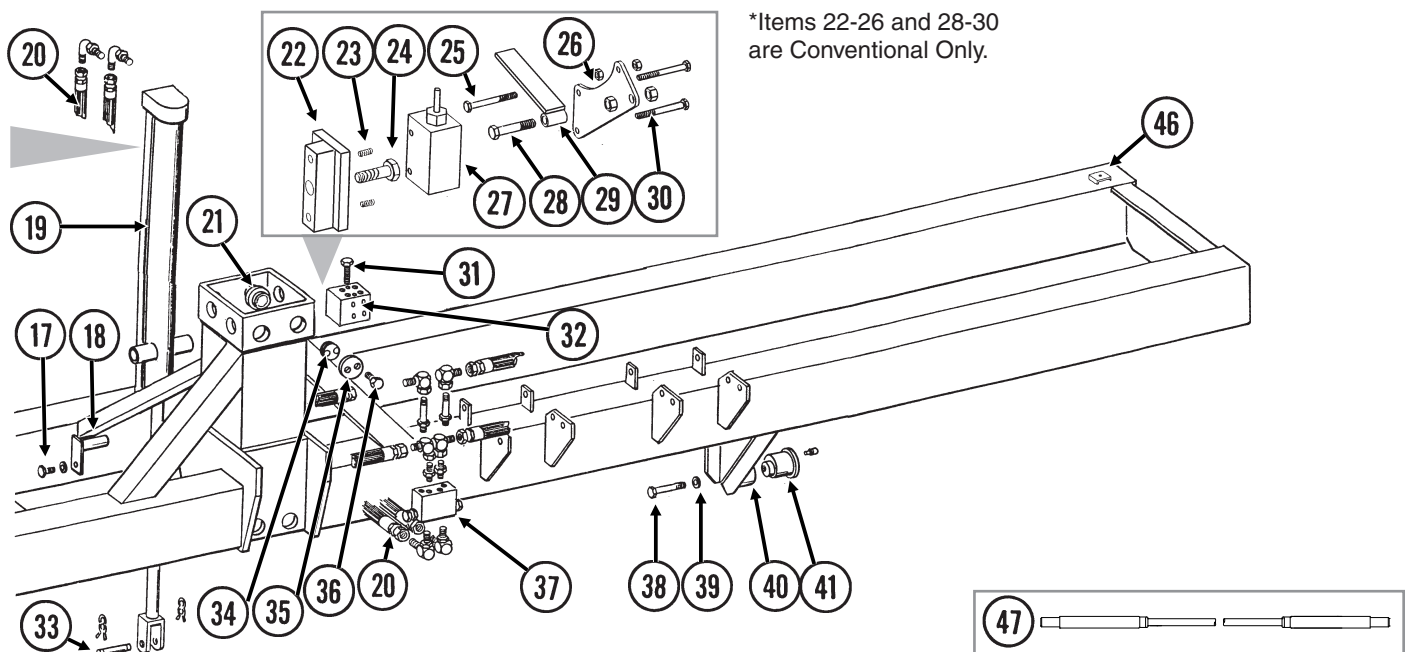
ITEM	PART NO.	QTY.	DESCRIPTION
1	GA15422	1	Operator's Manual Canister
2	GD22686	1	Manual Canister Bracket
3	GD4743	1	U-Bolt, 3" x 3" x 1/2"-13
	G10071	2	Serrated Flange Nut, 1/2"-13
4	G11166	3	Hex Socket Flange Cap Screw, 1/4"-20 x 3/4"
	G11320	3	Lock Nut, 1/4"-20, Grade B

**This page left blank intentionally.**

(A25915)



ITEM	PART NO.	QTY.	DESCRIPTION
1	GD35743	1	Tube
	GD13287	2	U-Bolt, 1 1/2" x 2 1/2" x 1/2"-13
	G10071	4	Serrated Flange Nut, 1/2"-13
	G10252301	1	Snap-In Rectangular Plug
2	GA25905	1	Light Bracket (LH)
	G10397	2	Hex Head Cap Screw, 1/2"-13 x 2 3/4"
	G11389	2	Flat Washer, 1/2" Plated SAE
	G10071	2	Serrated Flange Nut, 1/2"-13
3	GD35729	1	Mounting Bracket
	G10071	2	Serrated Flange Nut, 1/2"-13
	GD13287	1	U-Bolt, 1 1/2" x 2 1/2" x 1/2"-13
4	GD2199	1	SMV Sign
	G10064	2	Hex Head Cap Screw, 1/4"-20 x 1"
	G10621	2	Serrated Flange Nut, 1/4"-20
5	GD11721	2	U-Bolt, 5" x 7" x 1/2"-13
	G11389	4	Flat Washer, 1/2" Plated SAE
	G10111	4	Lock Nut, 1/2"-13
6	GA25755	1	Light Bracket (RH)
	G10252301	1	Snap-In Rectangular Plug
7	G7100-577	1	Reflective decal
8	GA25776	1	Light Assembly
9	GD35713	1	Mounting Light Bracket
10	G7100-577	2	Reflective decal
11	G7100-578	1	Decal 20 km/h
12	GA25775	1	Light Assembly (LH)
	GA25774	1	Light Assembly (RH)



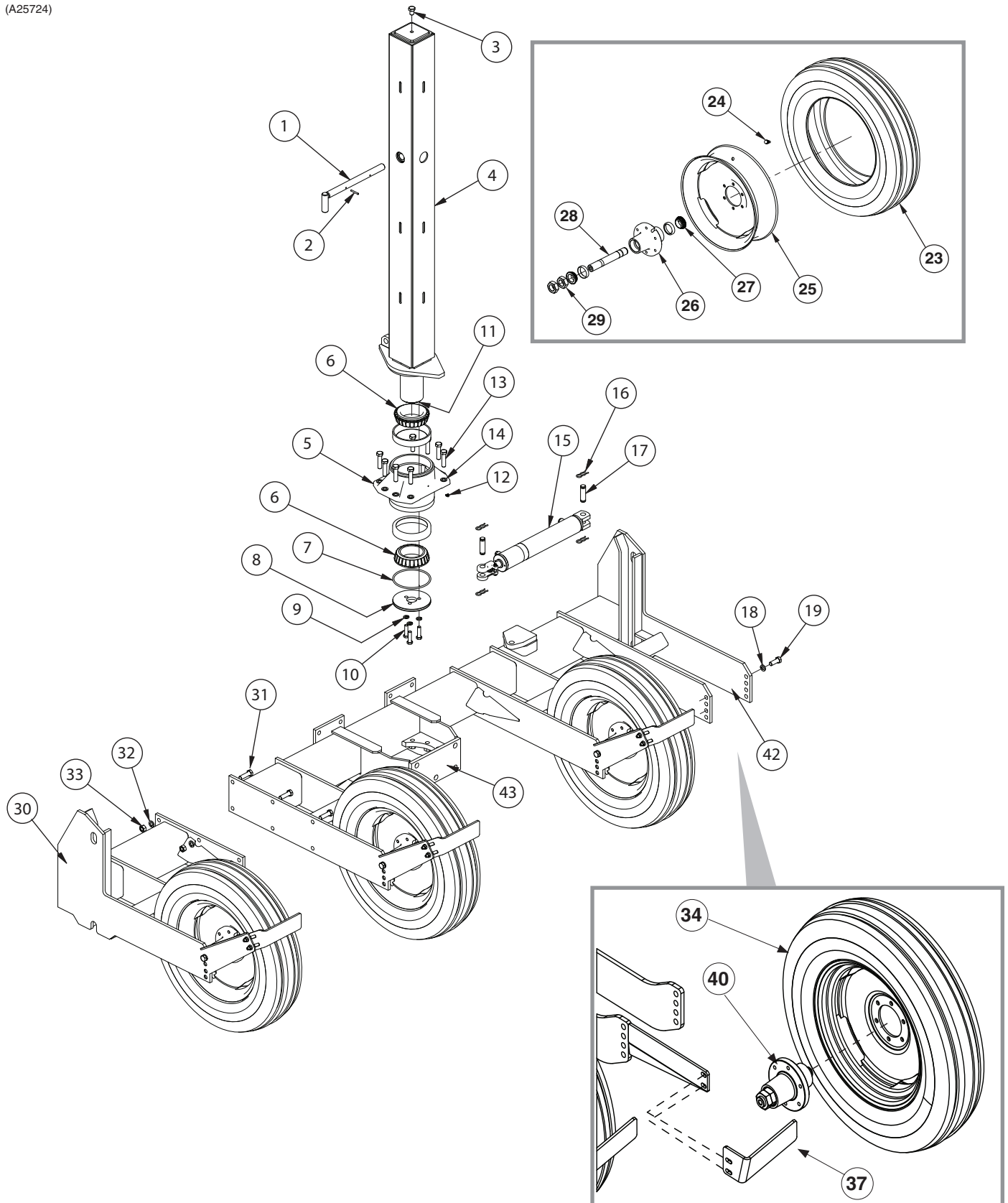
ITEM	PART NO.	QTY.	DESCRIPTION
13	G11556	4	Phillips Pan Head Tapping Screw, 6-19 x 1/2"
17	G10037	2	Hex Head Cap Screw, 1/2"-13 x 1 1/4"
	G10228	2	Lock Washer, 1/2"
	G10102	2	Hex Nut, 1/2"-13
18	GA5121	2	Pin, 2 1/8"
19	---	-	<a href="#">See "Lift Cylinder. Conventional" on page P141</a> <a href="#">See "Lift Cylinder. Bulk Fill" on page P143</a>
20	---	-	<a href="#">See "Mechanical Conventional Planter Hydraulic System" on page P153</a> <a href="#">See "Mechanical Bulk Fill Planter Hydraulic System" on page P157</a>
21	GD34081	16	Poly Wear Pad, 8 Row
22	GA6850	1	Valve Mount <b>(Conventional Only)</b>
23	G10120	2	Hex Socket Set Screw, 3/8"-16 x 1/2" <b>(Conventional Only)</b>
24	G10005	1	Hex Head Cap Screw, 5/8"-11 x 1 3/4" <b>(Conventional Only)</b>
25	G10638	1	Hex Head Cap Screw, 1/4"-20 x 2" <b>(Conventional Only)</b>
	G10103	2	Hex Nut, 1/4"-20
26	GD10129	1	Mounting Bracket <b>(Conventional Only)</b>
27	---	-	<a href="#">See "Stroke Limiter Valve. Conventional" on page P147</a> <a href="#">See "Stroke Limiter Valve. Bulk Fill" on page P146</a>
28	G10048	1	Hex Head Cap Screw, 3/8"-16 x 2" <b>(Conventional Only)</b>
	G10101	2	Hex Nut, 3/8"-16 <b>(Conventional Only)</b>
29	GA7153	1	Stroke Limiter Arm <b>(Conventional Only)</b>
30	G10403	2	Hex Head Cap Screw, 1/4"-20 x 2 1/2" <b>(Conventional Only)</b>
	G10227	2	Lock Washer, 1/4" <b>(Conventional Only)</b>
31	G10172	2	Hex Head Cap Screw, 3/8"-16 x 5"
	G10108	2	Lock Nut, 3/8"-16
32	GD9971	1	Manifold Block
33	GR0375	1	Pin, 1" x 3 1/2"
	GR0193	2	Hair Pin Clip
34	GB0234	16	Adjustment Plug
35	GB0230	16	Cap
36	G10014	32	Hex Head Cap Screw, 1/2"-13 x 1"

ITEM	PART NO.	QTY.	DESCRIPTION
37	---	-	<a href="#">See "Row Marker Sequencing/Flow Control Valve" on page P148</a>
38	G10026	2	Hex Head Cap Screw, 3/4"-10 x 2"
	G10231	2	Lock Washer, 3/4"
39	GB0409	2	Spring Washer
40	GD10532	2	Sleeve
41	GA6497	2	Cam Follower W/Grease Fitting
	G10640	-	Grease Fitting, 1/4"-28
42	GD13250	1	SMV Bracket
43	---	-	---
44	---	-	---
45	G10006	4	Hex Head Cap Screw, 5/8"-11 x 2 1/4"
	G10230	4	Lock Washer, 5/8"
	G10104	4	Hex Nut, 5/8"-11
46	GD5875	1	Hose Clamp, 9/16" x 2 1/2" x 2"
	G10108	1	Lock Nut, 3/8"-16
47	GA6608	-	Cable Assembly



**This page left blank intentionally.**

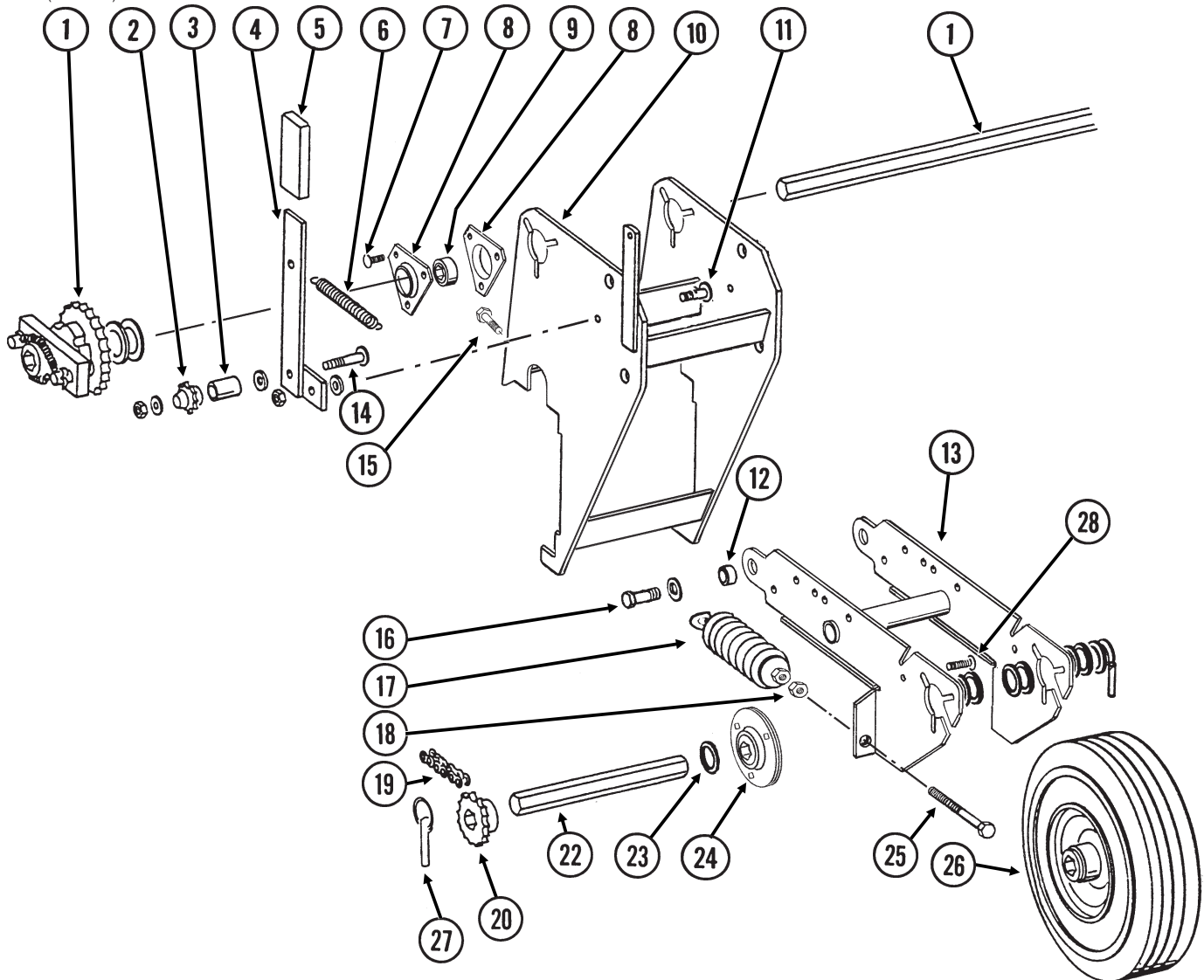
(A25724)



ITEM	PART NO.	QTY.	DESCRIPTION
1	GA6849	1	Safety Lockup Pin
2	G10606	1	Spring Pin, 1/4" x 2"
	G10671	1	Slotted Spring Pin, 3/16" x 3 1/4"
3	G10716	1	Hex Head Cap Screw, 3/4"-10 x 1"
4	GA7543	1	Center Post
5	GA20686	1	Bearing Housing W/Cups, Less Grease Fitting
	GD9121	-	Cup (Included W/GA20686)
6	GA6435	2	Bearing
7	GD9130	1	O-Ring
8	GD9051	1	Bearing Cap
9	G11391	3	Flat Washer, 5/8" SAE
10	G10006	3	Hex Head Cap Screw, 5/8"-11 x 2 1/4"
11	GD9124	4	Shim, .020" Thick (As Required)
	GD9123	4	Shim, .007" Thick (As Required)
	GD9122	4	Shim, .005" Thick (As Required)
12	G10779	1	Grease Fitting, 90°, 1/4"-28
13	G10810	8	Hex Head Cap Screw, 3/4"-10 x 3 1/2", Grade 8
	G10105	8	Hex Nut, 3/4"-10
14	GD2169	16	Special Washer, 25/32" I.D. x 1 1/4" O.D., Hardened
15	GA8911	1	<a href="#">See "Rotation Cylinder" on page P151</a>
16	GR0193	4	Hair Pin Clip
17	GR0375	2	Pin, 1" x 3 1/2"
18	G10231	8	Lock Washer, 3/4"
19	G10026	12	Hex Head Cap Screw, 3/4"-10 x 2"
20	G11314	4	Serrated Flange Nut, 3/4"-10
22	GR0270	24	Lug Bolt, 9/16"-18
23	GD13401	1	Tire, 7.50" x 20", 8 Ply, Tubeless W/O Center Rib (Specify Brand*)
24	GA7434	1	Valve Stem
25	GA14413	1	Rim, 5.50" x 20"
26	GA24826	1	Hub W/Cups, 6 Bolt
	GR0434	-	Cup (Included W/GA24826)
27	GA24825	2	Bearing
28	GA4693	1	Spindle, W/Round External Retaining Ring, 10 1/2"
	GD11490	-	Round External Retaining Ring (Included W/GA4693)
29	G11081	2	Hex Jam Nut, 1 1/2"-12, Grade 2
30	GA25688	1	Wheel Arm, L.H.
31	G10027	14	Hex Head Cap Screw, 3/4"-10 x 2 1/2"
32	G10231	28	Lock Washer, 3/4"
33	G10105	14	Hex Nut, 3/4"-10
34	*GA25764	1	Tire and Rim Assembly
36	G10231	8	Lock Washer, 3/4"
37	GD37053	4	Mud Scraper
	G10636	8	Carriage Bolt, 1/2"-13 x 1 1/2"
	G10071	8	Serrated Flange Nut, 1/2"-13
40	GA25719	4	Hub And Spindle Assembly\
	GR0270	6	Lug Bolt, 9/16"-18
	G10231	2	Lock Washer, 3/4"
	G10026	2	Hex Head Cap Screw, 3/4"-10 x 2"
42	GA25686	1	Wheel Arm, R.H.
43	GA26996	1	Wheel Arm, Center

\*Specific brand requests will be supplied only as available from current Kinze Repair Parts stock. If a specific brand requested is not in stock, the brand available will be supplied. Different brand tires may have different diameters. Change in tire brand may affect rates. Field checks are recommended after any change in contact tires.

PLA026(TWL5300)

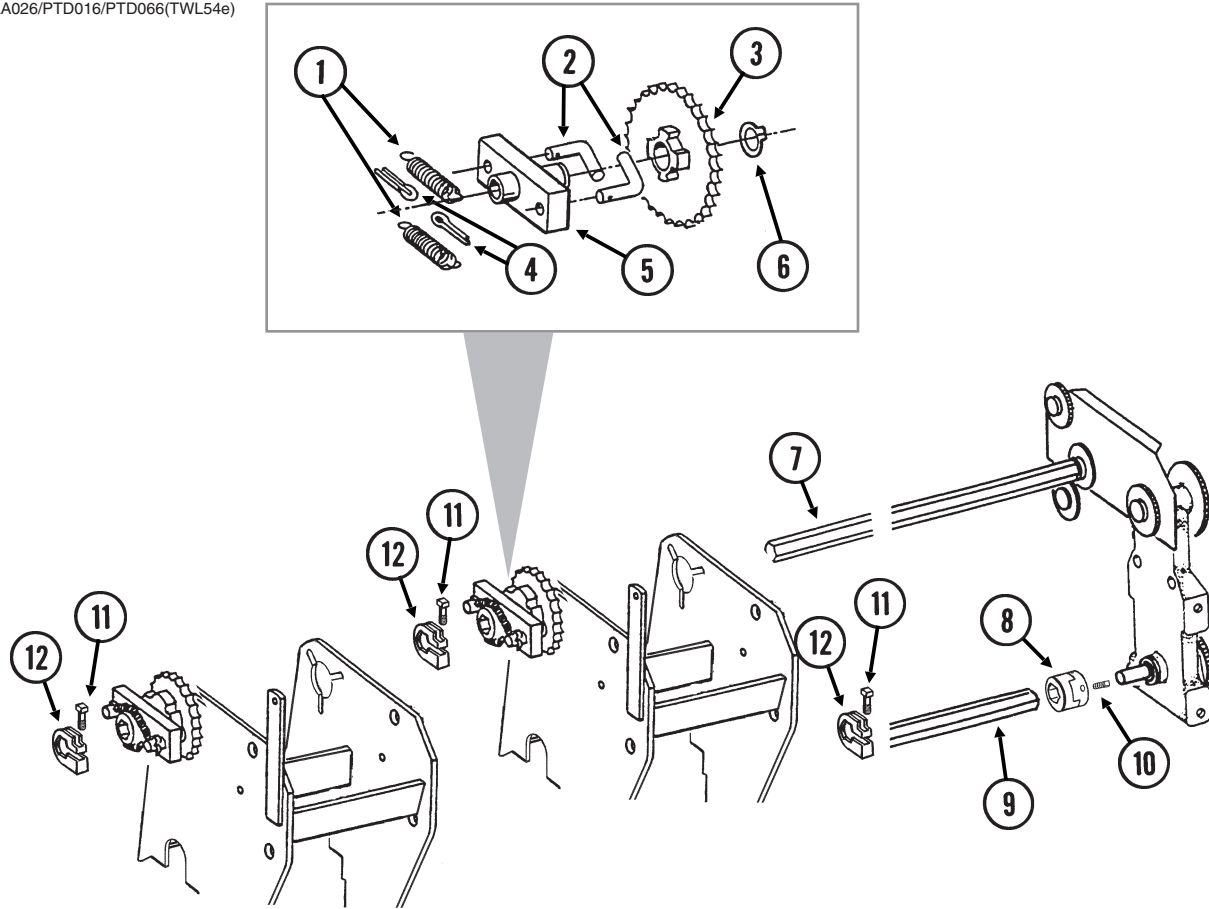


ITEM	PART NO.	QTY. (Per Wheel)	DESCRIPTION
1	---	-	<a href="#">See "Driveline" on page P123</a>
2	GD7426	1	Sprocket, 12 Tooth
3	GD1026	1	Sleeve, 1 <sup>3</sup> / <sub>16</sub> " Long
4	GA5157	1	Idler Arm, L.H.
5	GD5827	1	Cover
6	GD5857	1	Spring
7	G10303	3	Carriage Bolt, 5/16"-18 x 1"
	G10620	3	Serrated Flange Nut, 5/16"-18
8	G3400-01	4	Flangette
9	G2100-03	2	Bearing, 7/8" Hex Bore, Spherical
10	GA26287	1	Hopper Support
11	G10004	1	Hex Head Cap Screw, 3/8"-16 x 1 <sup>1</sup> / <sub>4</sub> "
	G10229	1	Lock Washer, 3/8"
	G10370	1	Machine Bushing, 3/8", 22 Gauge
	GD5756	1	Special Nut, 3/8"-16
12	GB0218	2	Bushing, 2 <sup>1</sup> / <sub>32</sub> " I.D. x 7/8" O.D. x 1 <sup>9</sup> / <sub>32</sub> " Long

ITEM	PART NO.	QTY. (Per Wheel)	DESCRIPTION
13	A7369	1	Wheel Arm (Non-Stock Item)(Sub G1K253)
14	G10306	1	Carriage Bolt, 3/8"-16 x 2"
	G11387	-	Flat Washer, 3/8" SAE (As Required)
	G10108	1	Lock Nut, 3/8"-16
15	G10004	2	Hex Head Cap Screw, 3/8"-16 x 1 1/4"
	G10229	2	Lock Washer, 3/8"
	G10101	2	Hex Nut, 3/8"-16
16	G10751	2	Hex Head Cap Screw, 5/8"-18 x 1 3/4"
	G10235	6	Machine Bushing, 7/8", 14 Gauge
	G11391	2	Flat Washer, 5/8" SAE
	G10412	2	Lock Nut, 5/8"-18
17	GA2068	2	Spring W/Plug
18	G10501	2	Hex Jam Nut, 1/2"-13, Grade 2
19	G3310-116	1	Chain, No. 40, 116 Pitch Including Connector Link (Used With 15 And 19 Tooth Sprockets)
	G3310-124	1	Chain, No. 40, 124 Pitch Including Connector Link (Used With 30 Tooth Sprocket)
	GR0912	-	Connector Link, No. 40
20	GA5105	1	Sprocket, 15 Tooth
	GA5107	-	Sprocket, 19 Tooth
	GA5114	-	Sprocket, 30 Tooth
21	G10602	1	Spring Pin, 1/4" x 1 1/2"
22	GD6825-10.5	1	Hex Shaft, 7/8" x 10 1/2" (2 Holes)
23	G10233	6	Machine Bushing, 1 1/2" x 1/32", 10 Gauge
24	GA9846	-	Flanged Bearing, 7/8" Hex Bore
25	G10890	2	Hex Head Adjusting Bolt, 1/2"-13 x 4", Grade 2
26	GA5090	-	Tire And Rim Assembly (Specify Brand*)
	GD5753	1	Tire, 4.10" x 6" (Specify Brand*) (Included W/GA5090)
	GD5752	1	Inner Tube (Included W/GA5090)
27	GD2558	1	Lynch Pin, 1/4"
28	G10303	-	Carriage Bolt, 5/16"-18 x 1"
	G10232	-	Lock Washer, 5/16"
	G10106	6	Hex Nut, 5/16"-18
A	G1K253	-	Contact Wheel Arm Replacement Kit (Items 13, 18, 21, 22, 24, 25, 27 And 28)

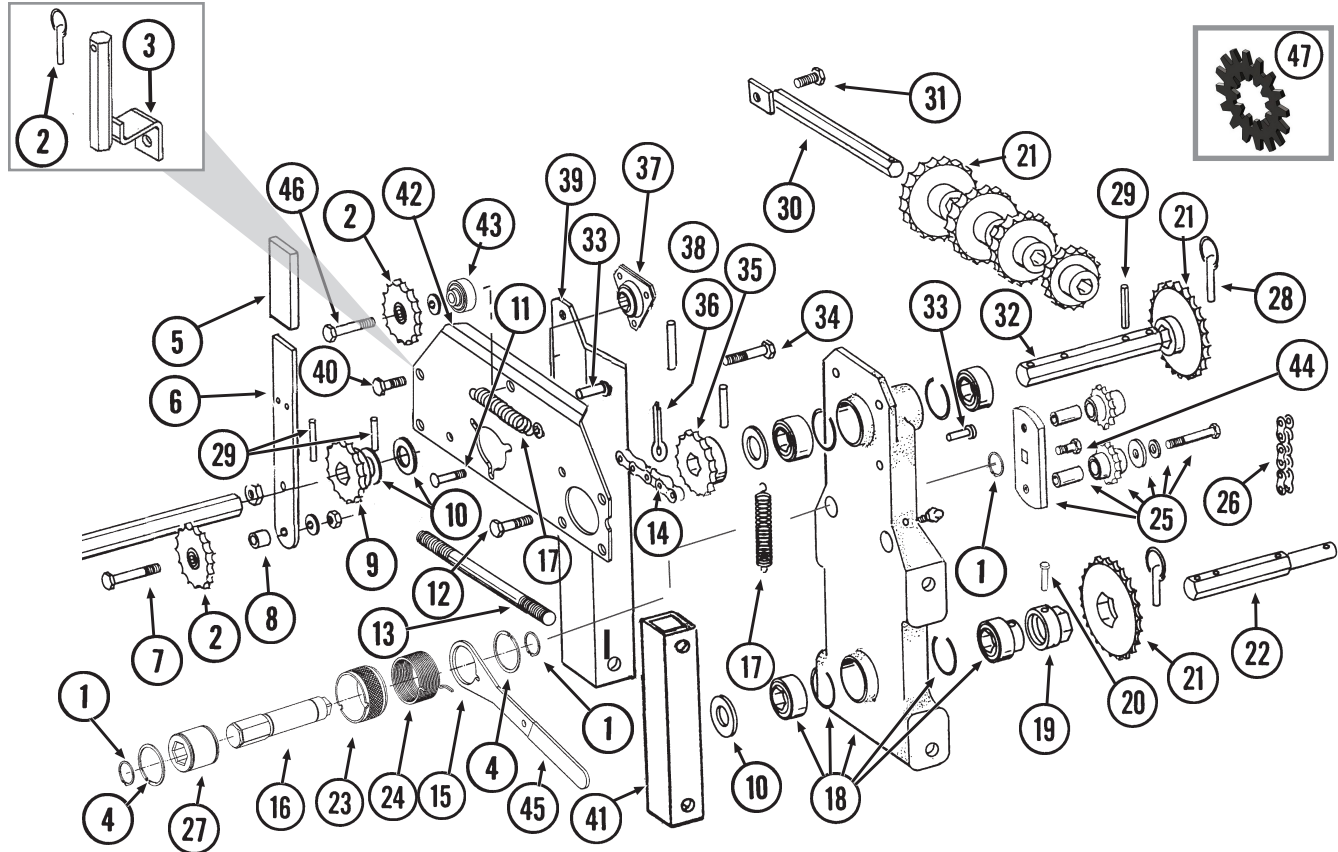
**\*Specific brand requests will be supplied only as available from current Kinze Repair Parts stock. If a specific brand requested is not in stock, the brand available will be supplied. Different brand tires may have different diameters. Change in tire brand may affect rates. Field checks are recommended after any change in contact tires.**

PTD033/PLA026/PTD016/PTD066(TWL54e)



ITEM	PART NO.	QTY. (Per Planter)	DESCRIPTION
1	GD1256	4	Spring
2	GD1255	4	L-Pin
3	GA5165	2	Sprocket, 30 Tooth
4	G10453	4	Cotter Pin, 3/16" x 1"
5	GA0378	2	Block And Hub Assembly
6	G10430	2	External Retaining Ring, 1 1/4"
7	GD35678	-	Hex Shaft, 7/8" x 98"
8	GB0287	2	Coupler
9	GD0914-210	-	Hex Shaft, 7/8" x 210"
10	G10131	4	Square Head Set Screw, 5/16"-18 x 3/4"
11	G10130	-	Square Head Machine Bolt, 5/16"-18 x 1 1/4"
	G10923	-	Flange Nut, 5/16"-18, No Serration
12	GD11045	-	Lock Clamp
A	GA5164	-	Ratchet/Sprocket Assembly (Items 1-6)
B	G1K269	-	Lock Clamp Kit (Items 11 And 12)

(METR34aa/PT8mmPT8LL)



ITEM	PART NO.	QTY.	DESCRIPTION
1	G11075	3	Internal Inverted Snap Ring, 7/8"
2	GD2558	-	Lynch Pin, 1/4"
3	GA12178	1	Additional Sprocket Storage Rod (Vacuum) See Item No. 21 for Sprockets
	G11389	2	Flat Washer, 1/2" Plated SAE
	G10017	1	Hex Head Cap Screw, 1/2"-13 x 1 1/2"
	G10111	1	Lock Nut, 1/2"-13
	G10527	1	Lock Washer, 1/2" Internal/External
4	G10496	2	External Inverted Snap Ring, 1 1/2"
5	GD5827	1	Cover
6	GD31450	1	Arm
7	G10053	1	Hex Head Cap Screw, 1/2"-13 x 2 1/2"
	G10128	-	Machine Bushing, 1/2", 14 Gauge (As Required)
	G10228	1	Lock Washer, 1/2"
	G10102	1	Hex Nut, 1/2"-13
8	GD4887-01	1	Sleeve, 1/2" I.D. x 5/8" Long
9	GA5105	1	Sprocket, 15 Tooth
10	G10233	-	Machine Bushing, 1", 10 Gauge
11	G10303	3	Carriage Bolt, 5/16"-18 x 1"
	G10620	3	Serrated Flange Nut, 5/16"-18
12	G10037	3	Hex Head Cap Screw, 1/2"-13 x 1 1/4"
	G10228	3	Lock Washer, 1/2"
	G10102	3	Hex Nut, 1/2"-13

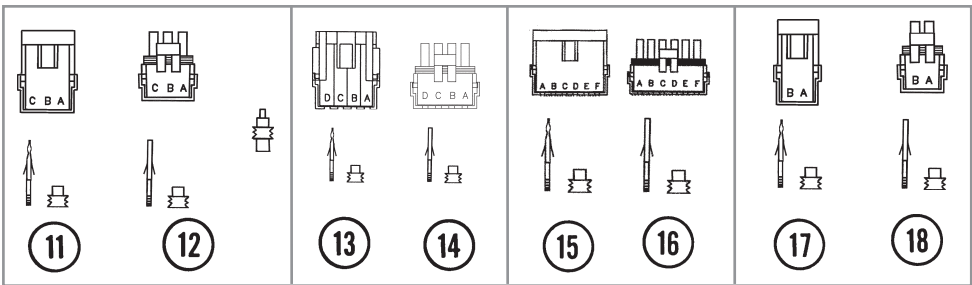
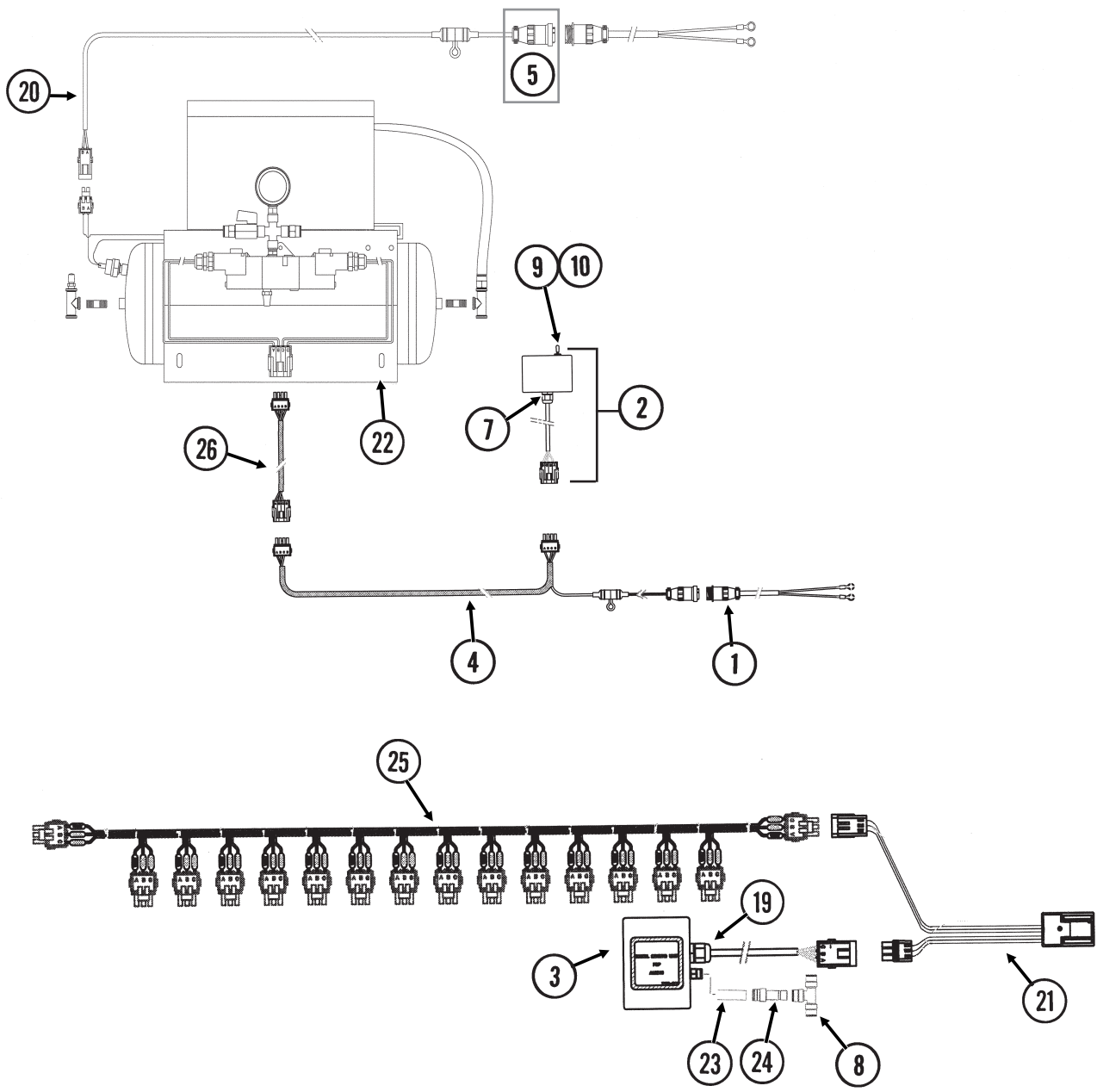
Continued on the next page.

ITEM	PART NO.	QTY.	DESCRIPTION
13	G10177	2	Hex Head Cap Screw, 5/8"-11 x 9 1/2"
	G10230	2	Lock Washer, 5/8"
	G10104	2	Hex Nut, 5/8"-11
14	G3310-92	1	Chain, No. 40, 92 Pitch Including Connector Link
	G3310-100	-	Chain, No. 40, 100 Pitch Including Connector Link, Used With Half Rate (2 To 1) Drive Reduction (Mechanical only)
	G3310-108	-	Chain, No. 40, 108 Pitch Including Connector Link (Twin Row only)
	GR0912	-	Connector Link, No. 40
15	GD14431	1	Handle
16	GD14427	1	Tightener Shaft, 4 7/8"
17	GD5857	2	Spring
18	GA5629	1	Transmission Plate W/Bearings, Grease Fittings And Retaining Rings
	GA5116	3	Bearing, 7/8" Hex Bore, Cylindrical (Included W/GA5629)
	GA5624	1	Special Bearing, 7/8" Hex Bore x 1.6" (Included W/GA5629)
	GD6551	4	Ring (Included W/GA5629)
	G10641	-	Grease Fitting, 1/8" NPT (Included W/GA5629)
19	GD7127	1	Shear Coupler
20	G10821	1	Clevis Pin, 3/16" x 2"
	G10455	-	Cotter Pin, 1/16" x 1/2"
21	GA5105	1	Sprocket, 15 Tooth (Vacuum)
	GA5106	1	Sprocket, 17 Tooth (Vacuum)
	GA5107	1	Sprocket, 19 Tooth (Vacuum)
	GA5108	2	Sprocket, 23 Tooth
	GA5109	1	Sprocket, 24 Tooth
	GA5110	1	Sprocket, 25 Tooth
	GA5111	1	Sprocket, 26 Tooth
	GA5112	1	Sprocket, 27 Tooth
	GA5113	1	Sprocket, 28 Tooth
	GA5114	2	Sprocket, 30 Tooth (Vacuum)
22	GD7822	1	Shaft, 7/8" x 7"
23	GD19343	1	Release Collar, Gold, R.H.
24	GD14413	1	Torsion Spring, L.H. (Used On R.H. Wrap Spring Wrench)
25	GA7336	1	Idler W/Bolt-On Sprockets
	GD7426	-	Sprocket, 12 Tooth (Included W/GA7336)
	GD1026	-	Sleeve, 1 3/16" Long (Included W/GA7336)
	G11387	-	Flat Washer, 3/8" SAE (Included W/GA7336)
	G10229	-	Lock Washer, 3/8" (Included W/GA7336)
	G10047	-	Hex Head Cap Screw, 3/8"-16 x 1 3/4" (Included W/GA7336)
26	G3310-80	1	Chain, No. 40, 80 Pitch Including Connector Link
	GR0912	-	Connector Link, No. 40
27	GD14432	1	Sleeve, 1 1/4"
28	GD2558	3	Lynch Pin, 1/4"
29	G10602	5	Spring Pin, 1/4" x 1 1/2"
30	GA5146	1	Sprocket Storage Rod
31	G10017	1	Hex Head Cap Screw, 1/2"-13 x 1 1/2"
	G10527	1	Lock Washer, 1/2" Internal/External
	G10111	1	Lock Nut, 1/2"-13
32	GD5835	1	Shaft, 7/8" x 7"
33	G10870	1	Clevis Pin, 3/8" x 1"
	G10860	1	Retaining Ring, 3/8"



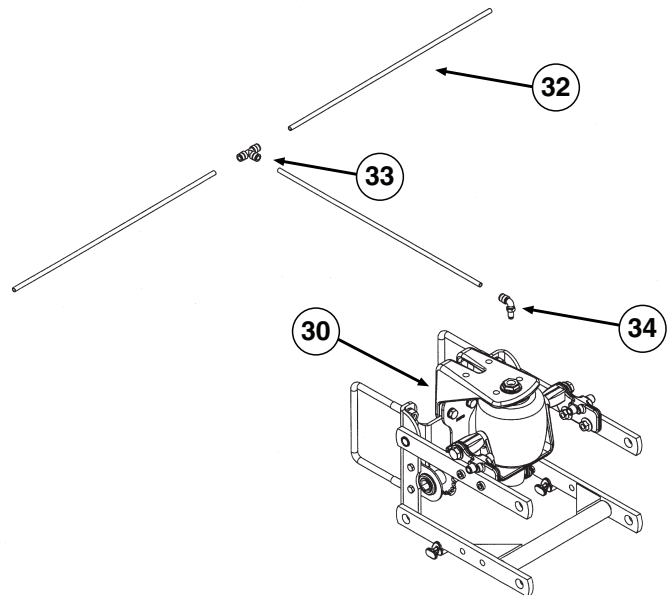
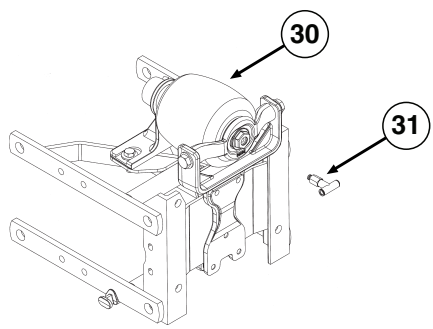
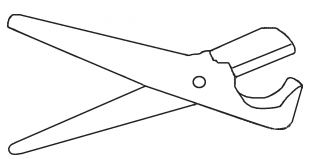
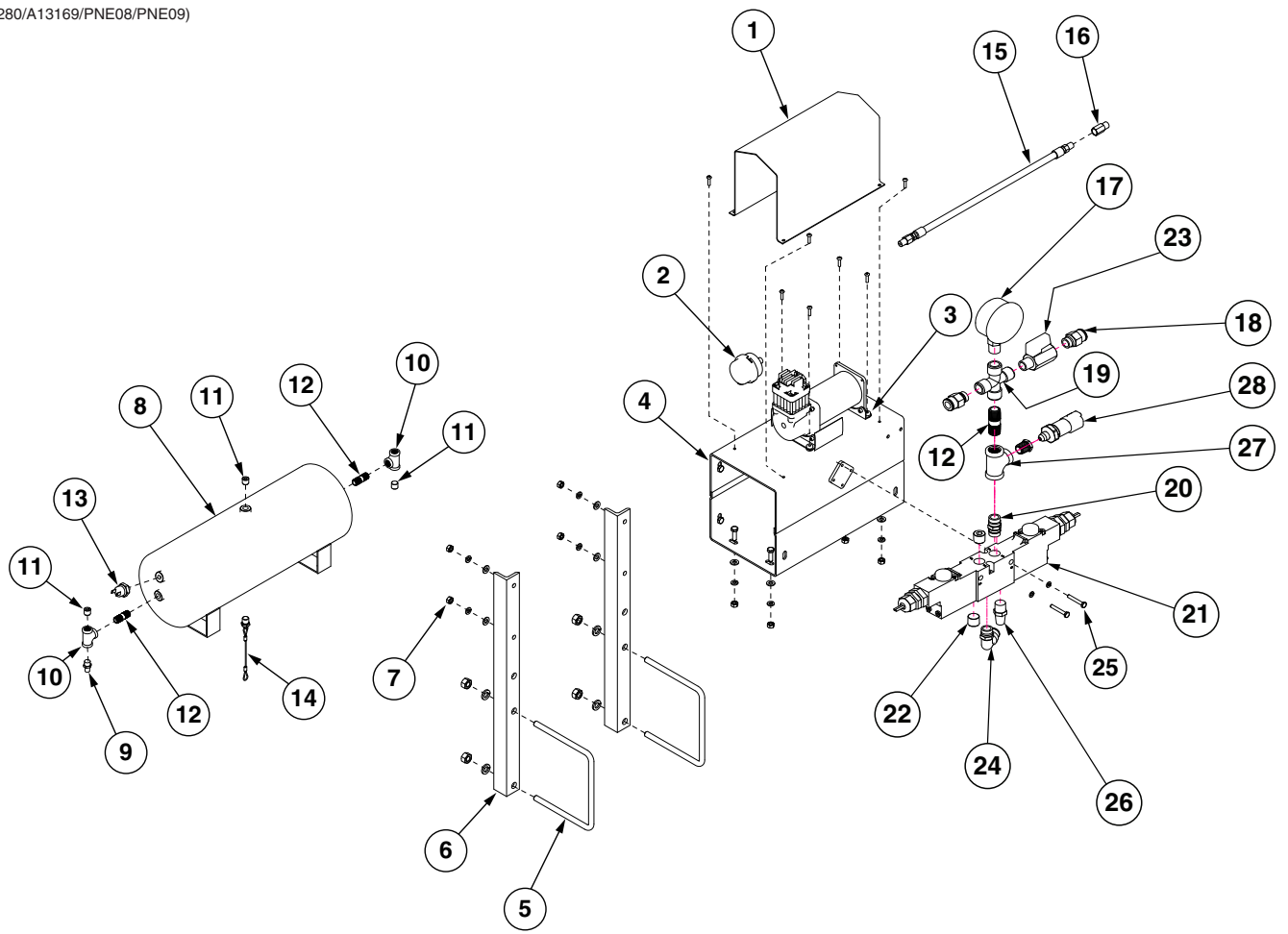
ITEM	PART NO.	QTY.	DESCRIPTION
34	G10004	1	Hex Head Cap Screw, 3/8"-16 x 1 1/4"
	G10229	1	Lock Washer, 3/8"
	G10203	-	Washer, 3/8" SAE (As Required)
	GD15538	-	Spacer, 3/8" I.D. x 7/8" O.D., 7 Gauge
	GD5756	1	Special Nut, 3/8"-16
35	GA5106	1	Sprocket, 17 Tooth, Standard Drive (Mechanical)
	GA5108	-	Sprocket, 23 Tooth, (Vacuum)
	GA5202	-	Sprocket, 34 Tooth, Half Rate (2 To 1) Drive Reduction (Mechanical only)
	GA6514	-	Sprocket, 46 Tooth, (Twin Row only)
36	G10460	1	Cotter Pin, 1/4" x 2"
37	GA7841	1	Bearing, 7/8" Hex Bore, Spherical
38	G3400-01	2	Flangette
39	GD5830	1	Angle Support, R.H.
40	G10017	2	Hex Head Cap Screw, 1/2"-13 x 1 1/2"
	G10228	2	Lock Washer, 1/2"
	G10102	2	Hex Nut, 1/2"-13
41	GD9047	1	Spacer
42	GD16302	-	Reverser Plate
43	GB0259	-	Spacer, 1"
44	G11100	1	Hex Socket Button Head Cap Screw, 1/4"-20 x 1/2", Grade 8
	G10227	1	Lock Washer, 1/4"
	G11453	1	Fender Washer, 1/4"
45	G11078	1	Vinyl Cap
46	G10038	1	Hex Head Cap Screw, 1/2"-13 x 3"
	G10128	-	Machine Bushing, 1/2", 14 Gauge (As Required)
	G10228	1	Lock Washer, 1/2"
	G10102	1	Hex Nut, 1/2"-13
47	G10527	1	Lock Washer, 1/2" Internal/External
A	G1K378	1	Wrap Spring Wrench Replacement Kit, Gold Collar, R.H. (Items 1, 4, 15, 16, 23, 24, 27, 44, And 45)

(PNE01/MTR27a/ELC27b/MTR45/MTR27t)



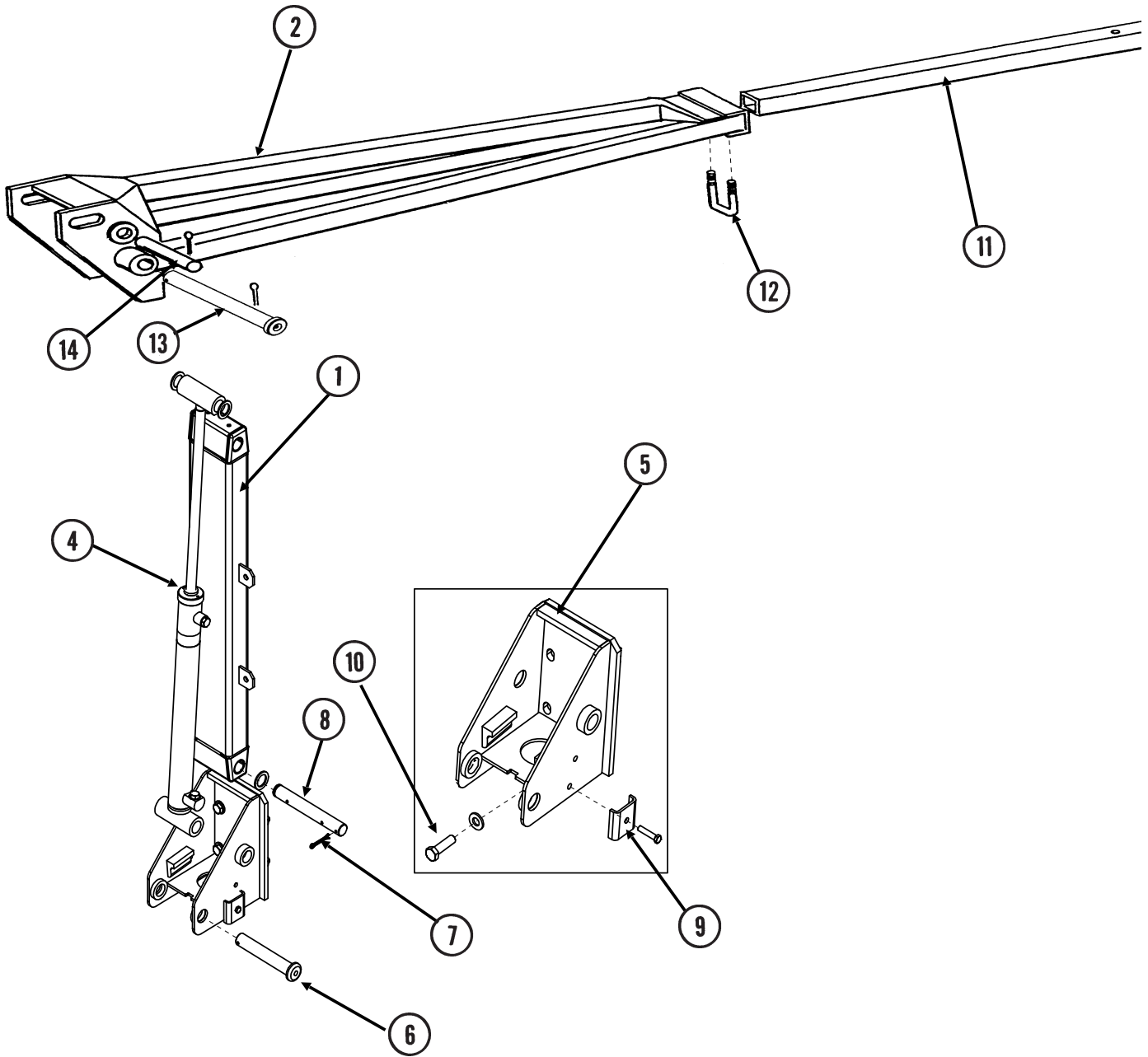
ITEM	PART NO.	QTY.	DESCRIPTION
1	GA17547	2	Power Lead Adapter
2	GA12813	1	Control Console Assembly
3	GA14846	1	Sending Unit
4	GA13944	1	Wiring Harness W/Fuse Holder And Fuse, 206"
	GD14258	-	Fuse Holder (Included W/GA12645)
	GD14660	-	Fuse, 2 Amp Delay Action (Included W/GA12645)
5	G1K268	-	Console Cable Connector Kit, Includes: (1) 3-Pin Connector, (1) Cable Clamp, (1) Lock Ring, (3) Female Terminal Pins
6	---	-	---
7	GA9963	1	Strain Relief
8	GD18010	1	Tee, 3/8" Tube Union
9	GR1363	1	Hex Face Nut, 15/32"-32
10	GA6978	1	Switch, 3 Position Toggle, ON-OFF-ON
11	G1K248	-	3-Pin Female Connector Kit (Black), Includes: (3) 3-Pin Female Housings, (9) Pin Contacts, (9) Seals
12	G1K252	-	3-Pin Male Connector Kit (Black), Includes: (3) 3-Pin Male Housings, (9) Socket Contacts, (9) Seals
13	GA8328	-	4-Pin Female Connector Kit, Includes: (1) 4-Pin Female Housing, (4) Pin Contacts, (4) Seals
14	GA8329	-	4-Pin Male Connector Kit, Includes: (1) 4-Pin Male Housing, (4) Socket Contacts, (4) Seals
15	G1K396	-	6-Pin Female Connector Kit (Black), Includes: (3) 6-Pin Female Housings, (18) Pin Contacts, (18) Seals
16	G1K395	-	6-Pin Male Connector Kit (Black), Includes: (3) 6-Pin Male Housings, (18) Socket Contacts, (18) Seals
17	G1K321	-	2-Pin Female Connector Kit (Black), Includes: (3) 2-Pin Female Housings, (6) Pin Contacts, (6) Seals
18	G1K320	-	2-Pin Male Connector Kit (Black), Includes: (3) 2-Pin Male Housings, (6) Socket Contacts, (6) Seals
19	GA9964	2	Strain Relief
20	GA16391	1	Compressor Harness, 40'
21	GA12812	1	Hall Effect Adapter
22	---	-	<a href="#">See "Pneumatic Down Pressure Air Compressor, Dual Solenoid Assembly, Tubing, and Fittings" on page P129</a>
23	GD17151-06	1	Nylon Tubing, 1/4" O. D. x 1 1/2"
24	GD18796	1	Reducer, 3/8" To 1/4"
25	---	-	<a href="#">See "KPM III Electronic Seed Monitor" on page P175</a>
26	GA12858	1	Wiring Harness, 60'

(IP1280/A13169/PNE08/PNE09)



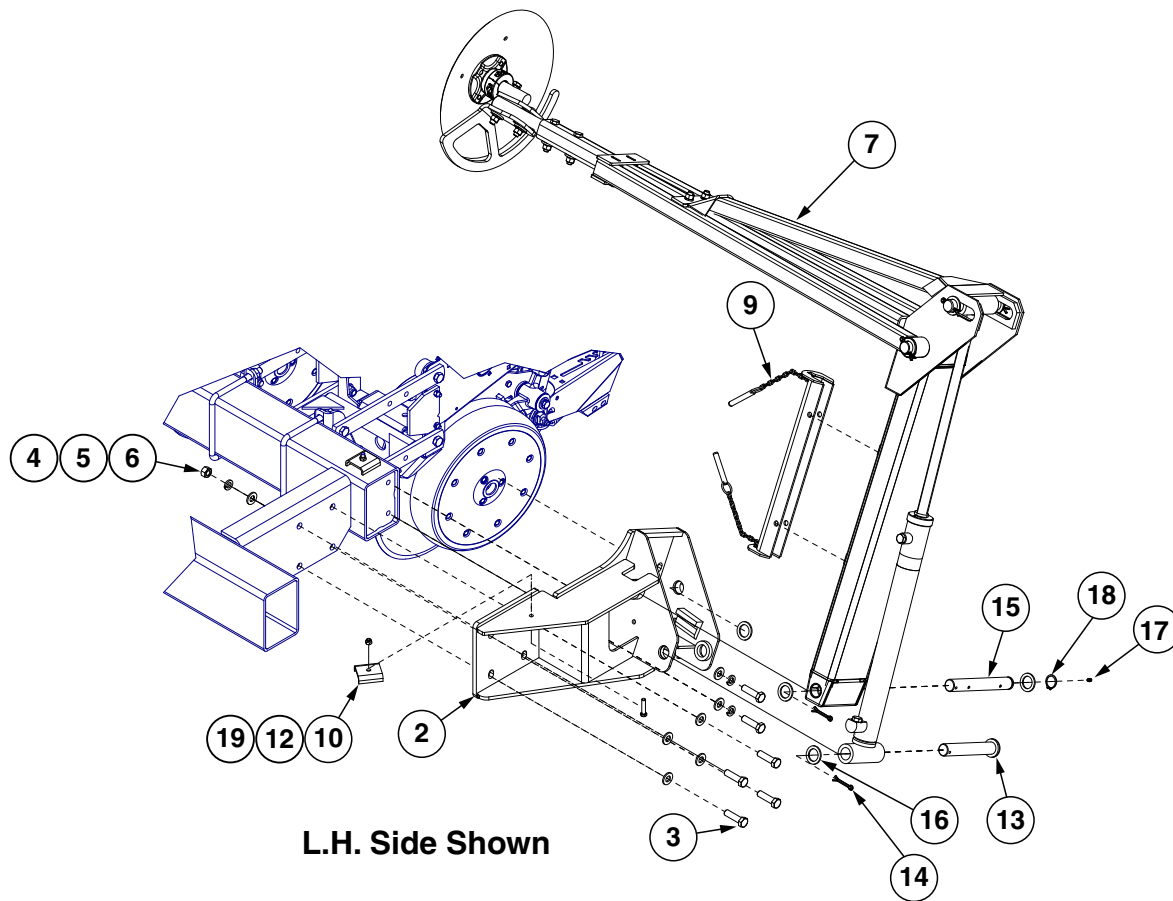
ITEM	PART NO.	QTY.	DESCRIPTION
1	GD18112	1	Cover
	G11066	8	Phillips Pan Head Machine Screw, No. 10-24 x ¾", Stainless Steel
	G10992	8	Serrated Flange Nut, No. 10-24
2	GA14127	1	Filter Assembly
	GR1943	1	Filter (Included W/GA14127)
3	GA22273	1	Air Compressor
	G11066	4	Phillips Pan Head Machine Screw, No. 10-24 x ¾", Stainless Steel
	G10992	4	Serrated Flange Nut, No. 10-24
4	GA12358	1	Mount
	G10019	4	Hex Head Cap Screw, ⅝"-18 x 1"
	G10232	4	Lock Washer, ⅝"
	G11386	4	Flat Washer, ⅝" SAE
	G10106	4	Hex Nut, ⅝"-18
5	GD11721	2	U-Bolt, 5" x 7" x ½"-13
	G10228	4	Lock Washer, ½"
	G10102	4	Hex Nut, ½"-13
6	GD18119	2	Compressor Mount
7	G10106	4	Hex Nut, ⅝"-18
	G10232	4	Lock Washer, ⅝"
	G11386	4	Flat Washer, ⅝" SAE
	G10019	4	Hex Head Cap Screw, ⅝"-18 x 1"
8	GA11988	1	Tank, 3 Gallon
9	GA13512	1	Valve Stem, ¼" NPT
10	GD19237	2	Tee, ¼" NPT
11	GD17156	3	Plug, ¼" NPT
12	GD19238	2-3	Nipple, ¼" NPT <b>(Blue Drive Only in the Solenoid Assembly (Items 17-28))</b>
13	GR1778	1	Pressure Switch
14	GA11991	1	Drain, ¼" NPT
15	GR1951	1	Leader Hose without Check Valve
16	GR1921	1	Check Valve
17	GA12104	1	Pressure Gauge
18	GD17141	2	Connector, ¼" Male
19	GD18078	1	Female Cross, ¼" NPT
20	GD17154	1	Connector, ¼" Male
21	GA22793	1	Dual Solenoid Assembly
22	GD17156	2	Plug, ¼" NPT
23	GA11992	1	Shutoff Valve, ¼" NPT
24	GD17143	1	Swivel Elbow, ¼" NPT x ⅜"
25	G10040	2	Hex Head Cap Screw, ¼"-20 x 1¾"
	G10227	2	Lock Washer, ¼"
26	GA11997	1	Breather, ¼" NPT
27	GD19237	1	Tee, Galvanized, 1/4" NPT x NPT <b>(Blue Drive Only)</b>
28	GA14804	1	Pressure Sensor (0-120 PSI) <b>(Blue Drive Only)</b>
	GD18041	1	Bushing, Hex, 1/4" Male NPT x 1/8" Female NPT <b>(Blue Drive Only)</b>
29	GA13169	1	Tube Cutter W/Blade
	GR1843	-	Blade
30	---	-	<a href="#">See "Parallel Arms, Mounting Support Plate, and Quick Adjustable Down Force Springs Option" on page P5</a>
31	GD18274	-	Tee, ⅜" x ⅛" NPT Extended, Push Row Unit
32	GD17150-02	-	Nylon Tubing, ⅜" O.D. x 44', 8 Row Pull Row Units
	GD17150-10	-	Nylon Tubing, ⅜" O.D. x 40', 7 Row Push Row Units
	GD17150-12	-	Nylon Tubing, ⅜" O.D. x 5', Even-Row Push Row Unit
33	GD18010	-	Tee, ⅜" Tube Union
34	GD18011	-	Elbow, ⅜" x ⅛" NPT Extended
35	GR2233	-	Vibration Isolator Gromet, 4 Pack
A	GA12626	1	Air Compressor Assembly (Items 1-4, 8-14)
B	GA22793	-	Valve Seal Kit

(A25727)



ITEM	PART NO.	QTY. (Per Marker)	DESCRIPTION
1	GA25761	1	Marker, First stage
	GD11751	4	Steel Bushing, 1" Wide
2	GA25919	1	Arm, Second Stage
4	---	-	<a href="#">See "Row Marker Cylinder" on page P145</a>
5	GA6859	1	Mount, L.H.
6	GD15386	1	Pin, 1 1/4" x 7 5/8"
7	G10460	2	Cotter Pin, 1/4" x 2"
8	GD21143	1	Marker Pin, 1 1/4" x 9 1/2"
	G10159	3	Washer, 1", 10 Gauge (.1345")
	G11400	1	Retaining Ring, 1 1/4"
	G10640	1	Grease Fitting, 1/4"-28
9	GD5875	1	Hose Clamp, 9/16" x 2 1/2" x 2"
	G10047	1	Hex Head Cap Screw, 3/8"-16 x 1 3/4"
	G10108	1	Lock Nut, 3/8"-16
10	G10006	4	Hex Head Cap Screw, 5/8"-11 x 2 1/4"
	G10230	4	Lock Washer, 5/8"
11	GD0453-02	1	Extension Tube, 40"
12	GD2721	1	U-Bolt, 2" x 2" x 1/2"-13
	G10102	4	Hex Nut, 1/2"-13
	G10228	4	Lock Washer, 1/2"
13	GD21142	1	Marker Pin, 1 1/4" x 13/16"
	G10640	1	Grease Fitting, 1/4"-28
	G10159	4	Washer, 1", 10 Gauge (.1345")
	G11400	1	Retaining Ring, 1 1/4"
	G10460	1	Cotter Pin, 1/4" x 2"
14	G10159	4	Washer, 1", 10 Gauge (.1345")
	G10460	2	Cotter Pin, 1/4" x 2"
	GD2161	1	Pin, 1 1/4" x 8 1/4"

(A24450)



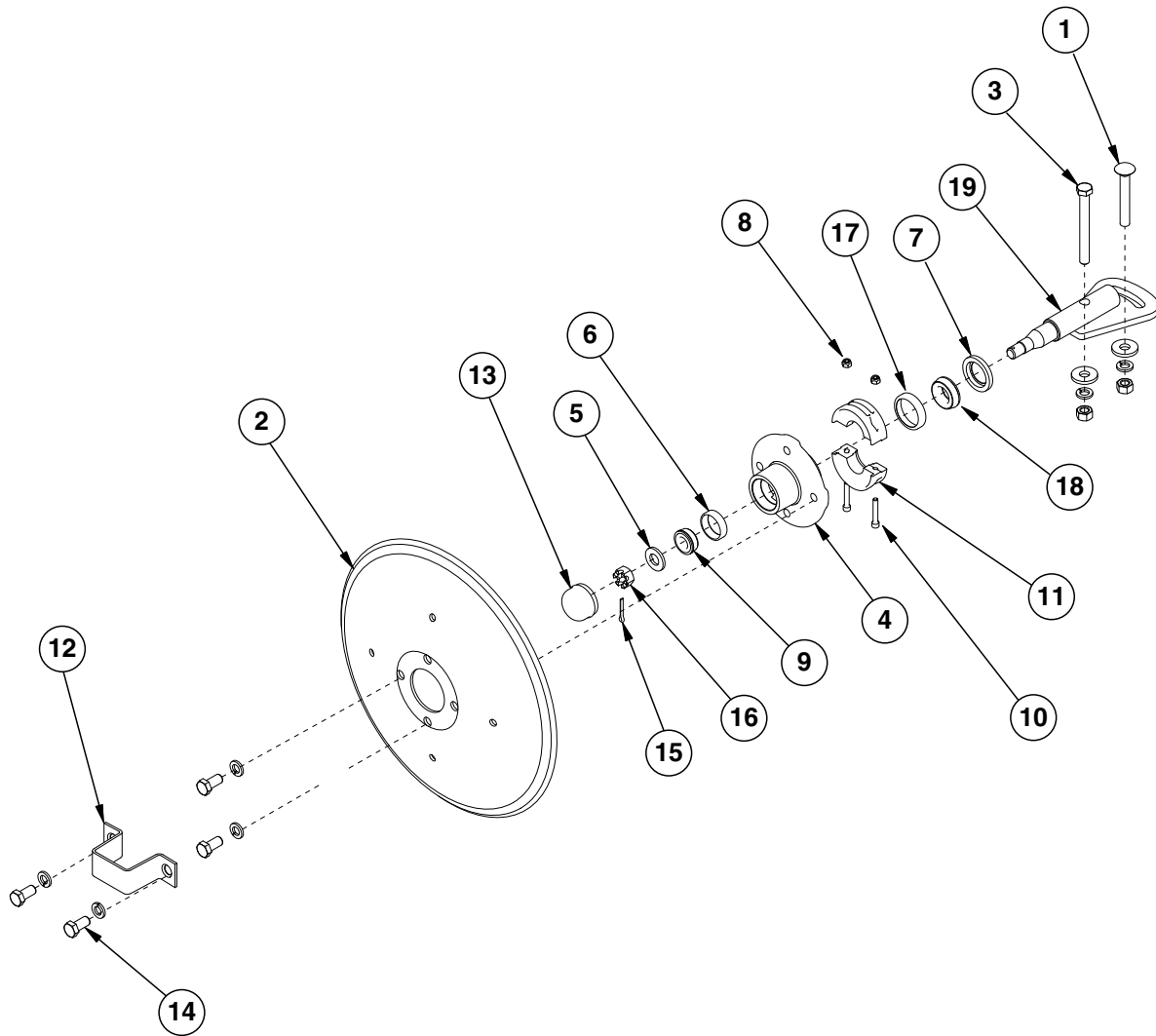
L.H. Side Shown

ITEM	PART NO.	QTY.	DESCRIPTION
1	---	-	---
2	GA24511	1	Marker Mount, R.H.
	GA24513	1	Marker Mount, L.H.
3	G10006	12	Hex Head Cap Screw, 5/8"-11 x 2 1/4"
4	G11391	20	Flat Washer, 5/8" SAE
5	G10230	12	Lock Washer, 5/8"
6	G10104	8	Hex Nut, 5/8"-11
7	---	-	<a href="#">See "Row Marker Assembly, Two-Fold Low Profile, (Conventional)" on page P131</a>
9	GA24754	2	Safety Lockup W/Detent Pins, 19 3/8"
	G10536	2	Detent Pin, 1/2" x 2 1/2" (Included W/GA24754)
10	GD5875	4	Hose Clamp, 9/16" x 2 1/2" x 2"
12	G10108	4	Lock Nut, 3/8"-16
13	GD15386	2	Pin, 1 1/4" x 7 5/8"
14	G10460	4	Cotter Pin, 1/4" x 2"
15	GD21143	2	Marker Pin, 1 1/4" x 9 1/2"
16	G11334	8	Washer, 1 7/8", 14 Gauge (.0747")
17	G10640	2	Grease Fitting, 1/4"-28
18	G11400	2	Retaining Ring, 1 1/4"
19	G10047	2	Hex Head Cap Screw, 3/8"-16 x 1 3/4"



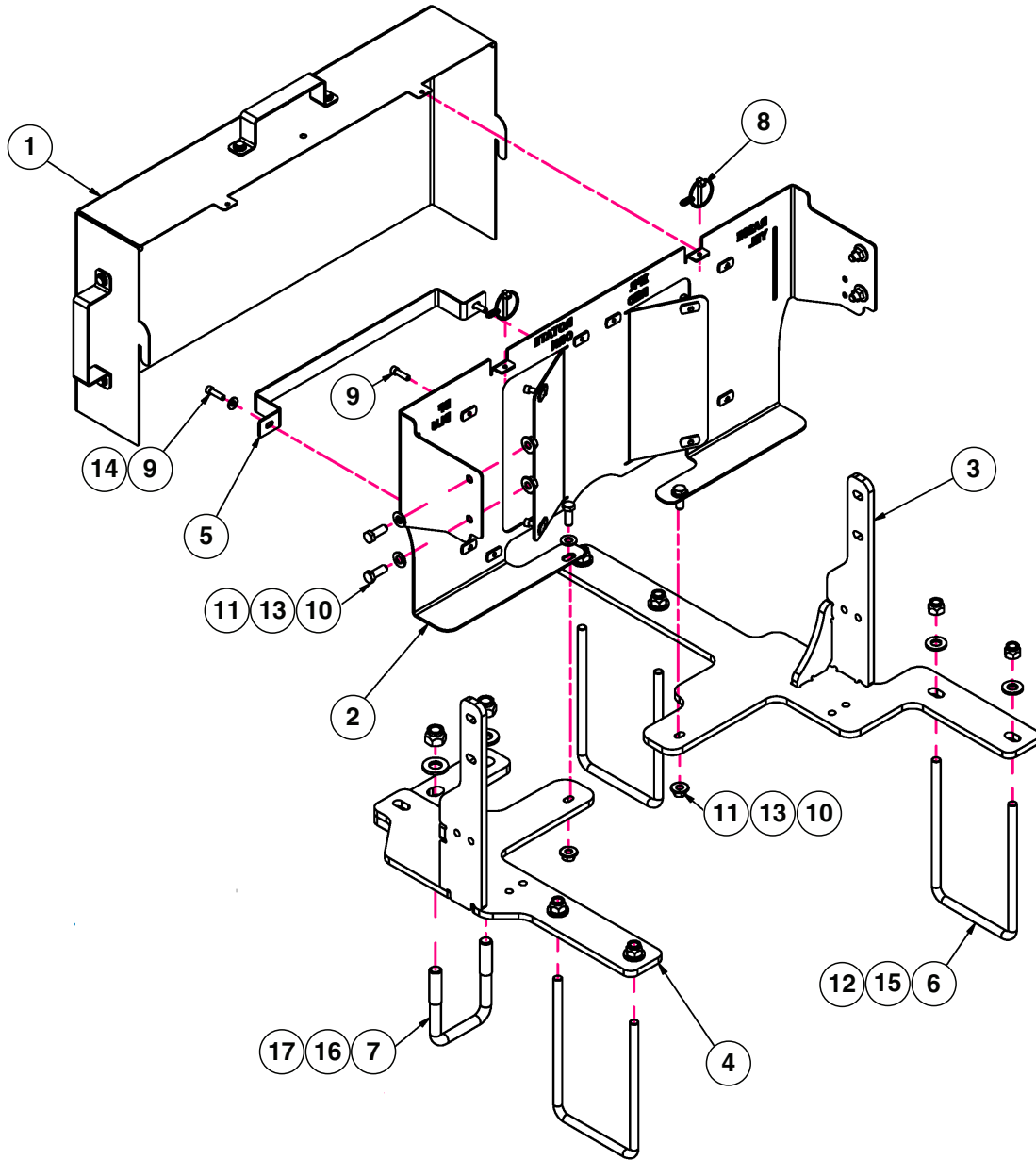
**This page left blank intentionally.**

IP1035aa



ITEM	PART NO.	QTY. (Per Assy.)	DESCRIPTION
1	G10844	1	Carriage Bolt, 1/2"-13 x 3 1/2"
	G10168	2	Machine Bushing, 1/2", 7 Gauge
	G10228	2	Lock Washer, 1/2"
	G10102	2	Hex Nut, 1/2"-13
2	GD0746	1	Disc Blade, Smooth, 16" (Shown)
	GD10283	-	Disc Blade, Notched, 16" (Optional)
3	G10045	1	Hex Head Cap Screw, 1/2"-13 x 4 1/2"
	G10168	2	Machine Bushing, 1/2", 7 Gauge
	G10228	2	Lock Washer, 1/2"
	G10102	2	Hex Nut, 1/2"-13
4	GA0167	1	Hub W/Cups, 4 Bolt (Includes Items 6 and 17)
5	G11391	1	Flat Washer, 5/8" SAE
6	GR0151	1	Outer Cup
7	GD21540	1	Grease Seal
8	G10110	2	Lock Nut, 1/4"-20, Grade B
9	GA0257	1	Bearing
10	G11418	2	Hex Socket Head Cap Screw, 1/4" x 1 1/2"
11	GB0554	2	Hub Shield
12	GD2597	1	Retainer
13	GD0840	1	Dust Cap
14	G10722	4	Hex Head Cap Screw, 1/2"-20 x 1"
	G10228	4	Lock Washer, 1/2"
15	G10544	1	Cotter Pin, 5/32" x 1"
16	G10725	1	Slotted Hex Nut, 5/8"-18
17	GR0150	1	Inner Cup
18	GA0245	1	Bearing
19	GA15151	1	Spindle
A	GA13719	-	Hub And Spindle Assembly, (Items 4-19)

(100190)



## Module Mount Assembly

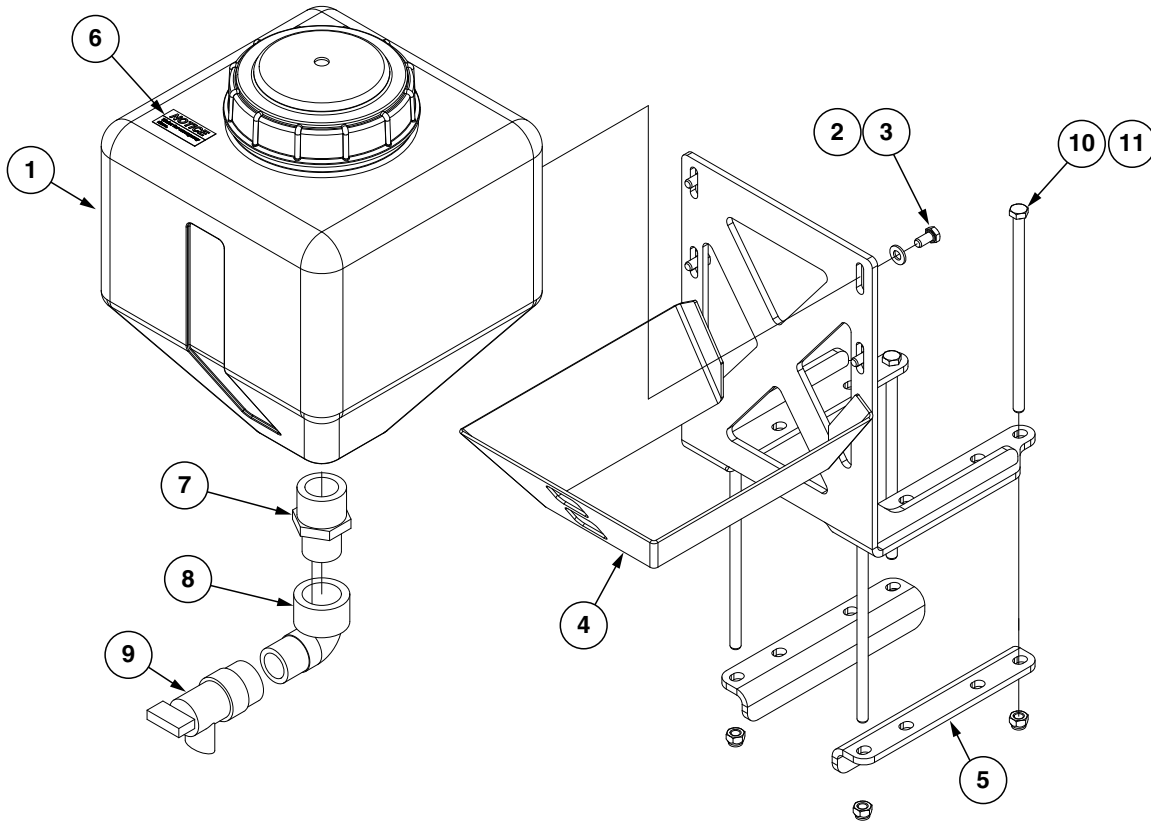
M0311-02

Model 3505

---

ITEM	PART NO.	QTY.	DESCRIPTION
1	GA26746	1	Module Cover Assembly
2	GA26742	1	Module Mount
3	G10062201	1	Mounting Bracket, R.H.
4	G10062101	1	Mounting Bracket, L.H.
5	GD36727	1	Module Harness Loop
6	GD8306	3	U-Bolt, 7" x 5" x 1/2"-13
7	GD14671	1	U-Bolt, 3" x 3" x 5/8"-11
8	G11339	2	Pin W/Chain
9	G10252	10	Hex Socket Head Cap Screw, 1/4"-20 x 7/8", Grade 8
10	G10001	6	Hex Head Cap Screw, 3/8"-16 x 1"
11	G11091	6	Serrated Flange Nut, 3/8"-16
12	G10111	6	Lock Nut, 1/2"-13
13	G11387	6	Flat Washer, 3/8" SAE
14	G11385	2	Flat Washer, 1/4" SAE
15	G11389	6	Flat Washer, 1/2" Plated SAE
16	G11391	2	Flat Washer, 5/8" SAE
17	G10107	2	Lock Nut, 5/8"-11

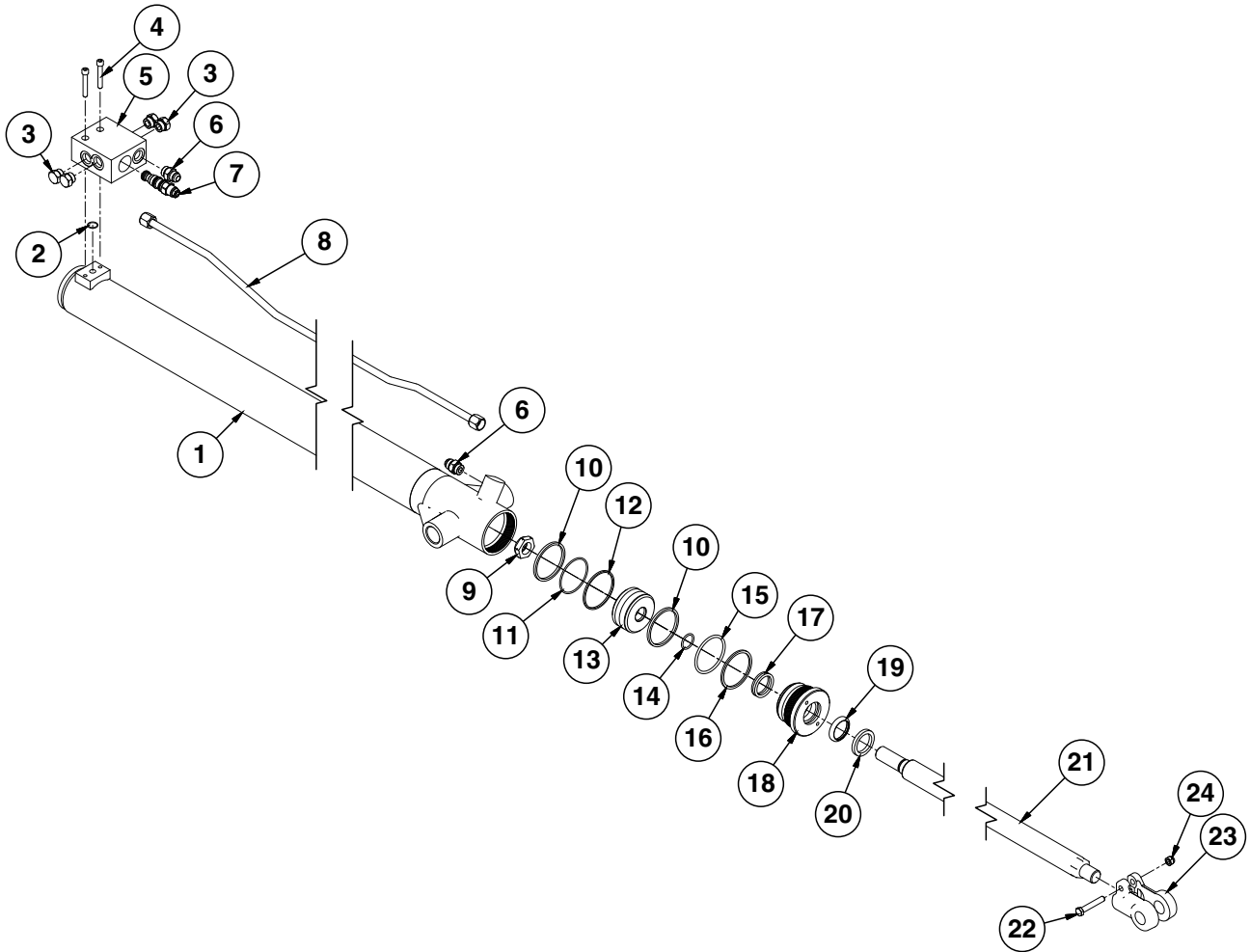
(A21003)



ITEM	PART NO.	QTY.	DESCRIPTION
1	GD30723	1	4 Gallon Water Tank W/Lid
2	G11386	4	Flat Washer, 5/16" SAE
3	G10018	4	Hex Head Cap Screw, 5/16"-18 x 5/8"
4	GA24449	1	Water Tank Mount
5	GD30221	2	Water Tank Mount Brackets
6	G7100-501	1	Decal, Notice
7	G10727	1	Reducing Nipple, 1-1/4" x 1"
8	G11742	1	1" NPT 90° Elbow
9	GD30722	1	1" NPTF Flush Valve
10	G10686	4	Hex Head Cap Screw, 3/8"-16 x 8"
11	G10108	4	Lock Nut, 3/8"-16

**This page left blank intentionally.**

(IP1535)

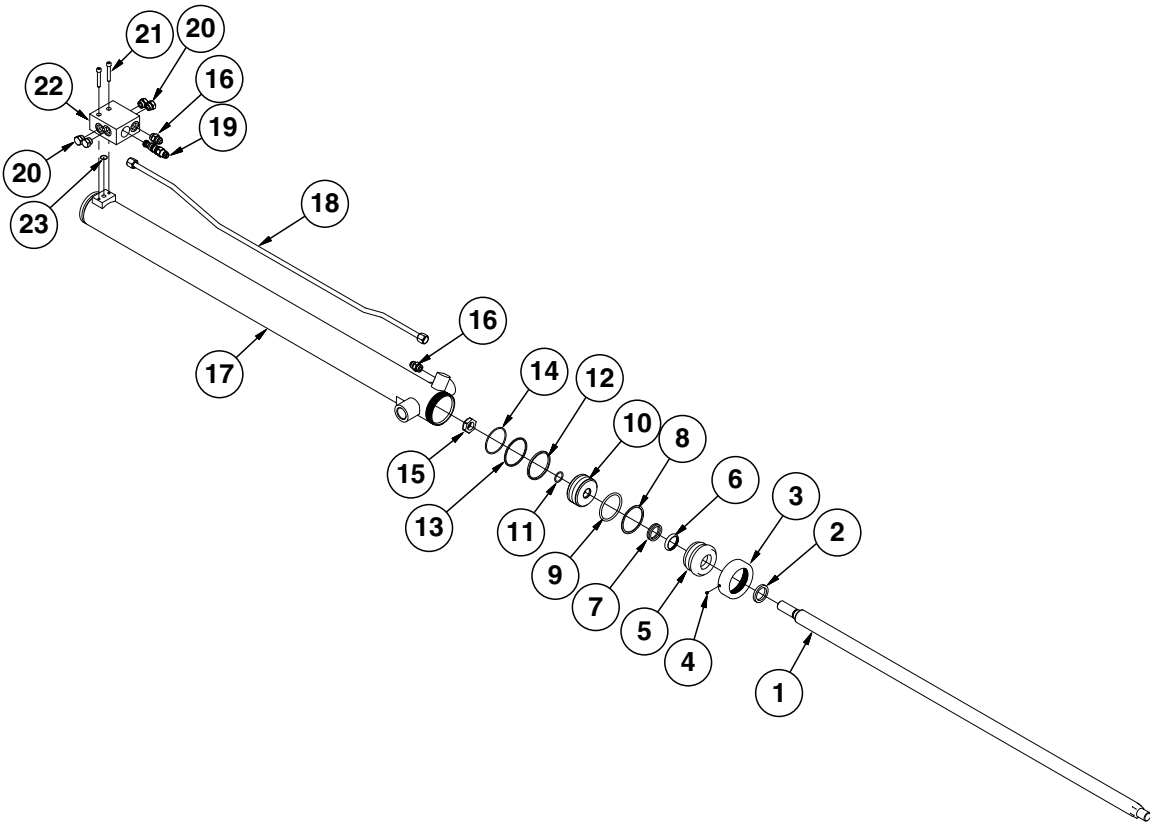




ITEM	PART NO.	QTY. (Per Cylinder)	DESCRIPTION
1	GA8884	1	Barrel
2	*D12239	1	O-Ring, No. 016
3	G6408-08 GR1037	2 -	Plug W/O-Ring, 3/4"-16 O-Ring O-Ring
4	G10932	2	Hex Socket Head Cap Screw, 5/16"-18 x 2", Grade 8
5	GD11579	1	Block
6	G6400-08 GR1037	2 -	Connector W/O-Ring, 3/4"-16 Male JIC To O-Ring O-Ring
7	GA8882 GR1517	1 -	Counter Balance Valve Seal Kit For Counter Balance Valve, Includes: (3) O-Rings, (3) BU Rings
8	GA8888	1	Steel Hydraulic Line, 43 <sup>1</sup> / <sub>16</sub> "
9	GD27235	1	Nylon Lock Nut, 1"-14, Grade 8
10	*D12050	2	Piston Ring, 3"
11	*D12051	1	Piston Seal, 3"
12	*D12209	1	Energizer Seal, 3"
13	GD30632	1	Piston Cylinder
14	*D29649	1	O-Ring, No. 215
15	*D12202	1	O-Ring, No. 334
16	*D12203	1	BU Ring
17	*D12252	1	U-Cup
18	GD12518	1	Gland
19	*D12206	1	Wiper, 1 1/2"
20	GD12103	1	Ring
21	GD30631	1	Cylinder Rod, 1 1/2"
22	G10939	1	Hex Head Cap Screw, 3/8"-16 x 2 1/4"
23	GD30859	1	Clevis Rod
24	G10108	1	Lock Nut, 3/8"-16
A	GA21705	---	Cylinder Complete, 3" x 48" <i>(Part Number Stamped On Barrel)</i>
B	GR2223	---	Seal Kit (Cylinder), Includes: (1) Wiper, (1) U-Cup, (7) O-Rings, (4) BU Rings, (1) Seal, (1) Seal Expander, (2) Cast Iron Rings

\*Item is part of seal kit, item can not be purchased individually.

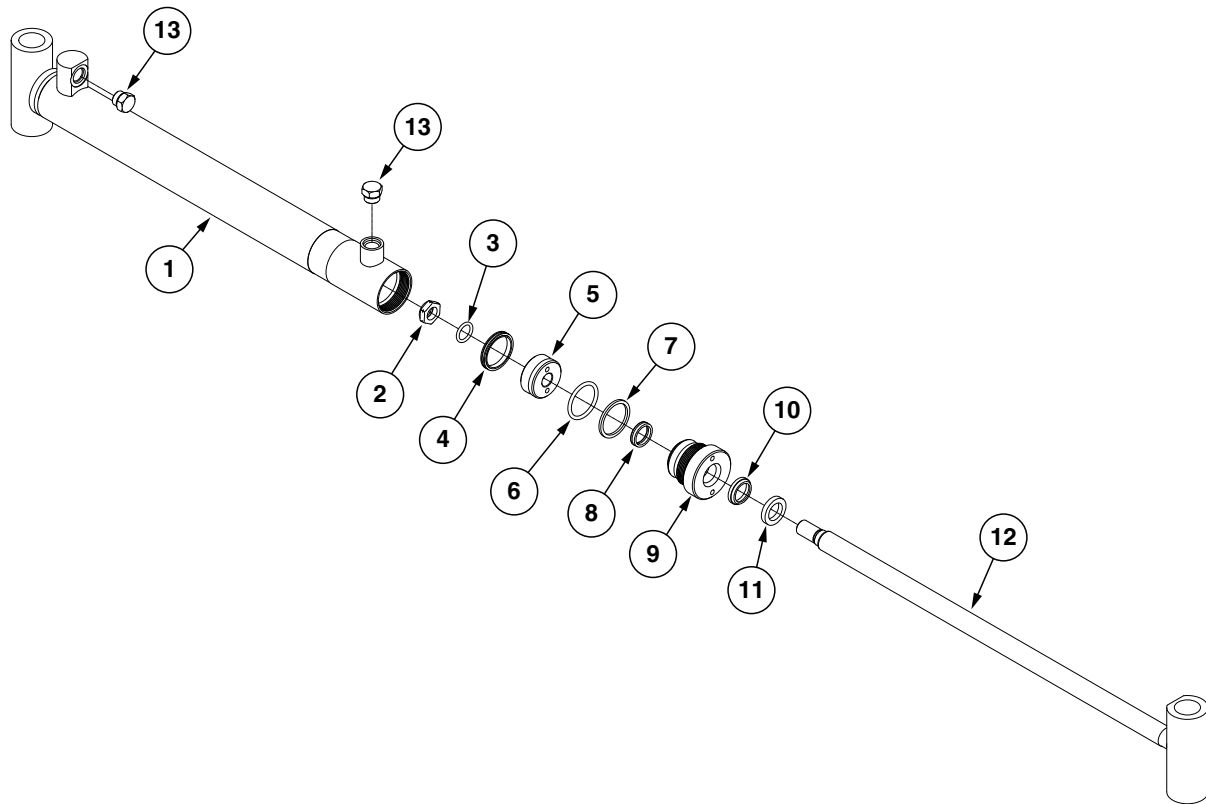
(IP1551)



ITEM	PART NO.	QTY. (Per Cylinder)	DESCRIPTION
1	GD30631	1	Cylinder Rod, 1½"
2	GD12103	1	Ring
3	GD13303	1	Cap
4	G10907	1	Set Screw, ¼"-20 x ¼"
5	GD13302	1	Gland
6	GD12206	1	Wiper, 1½"
7	*D12252	1	U-Cup
8	*D12228	1	Back-Up Ring
9	*D12227	1	O-Ring, No. 336
10	GD30697	1	Piston
11	*D29649	1	O-Ring, No. 215
12	*D12110	2	Cast Iron Piston Ring
13	*D12257	1	Energizer Seal
14	*D12108	1	Piston Seal
15	GD27235	1	Nylon Lock Nut, 1"-14, Grade 8
16	G6400-08 GR1037	2	Connector W/O-Ring, ¾"-16 Male JIC To O-Ring O-Ring
17	GA24695	1	Barrel
18	GA8888	1	Steel Hydraulic Line, 43 <sup>1</sup> / <sub>16</sub> "
19	GA8882	1	Counter Balance Valve
20	G6408-08 GR1037	4 -	Plug W/O-Ring, ¾"-16 O-Ring O-Ring
21	G10932	2	Hex Socket Head Cap Screw, 5/16"-18 x 2", Grade 8
22	GD11579	1	Manifold Block
23	GD12239	1	O-Ring, No. 016
A	GA24694	-	Cylinder Complete, 3¼" x 48" (Part Numbered Stamped on Barrel)
B	GR2274	-	Seal Kit, Includes: (1) Wiper, (1) U-Cup, (3) O-Rings, (1) BU Ring, (1) T-Seal, (1) Cast Iron Piston Ring, (1) Piston Seal, and (1) Energizer Seal

\*Item is part of seal kit, item can not be purchased individually.

(IP1527)

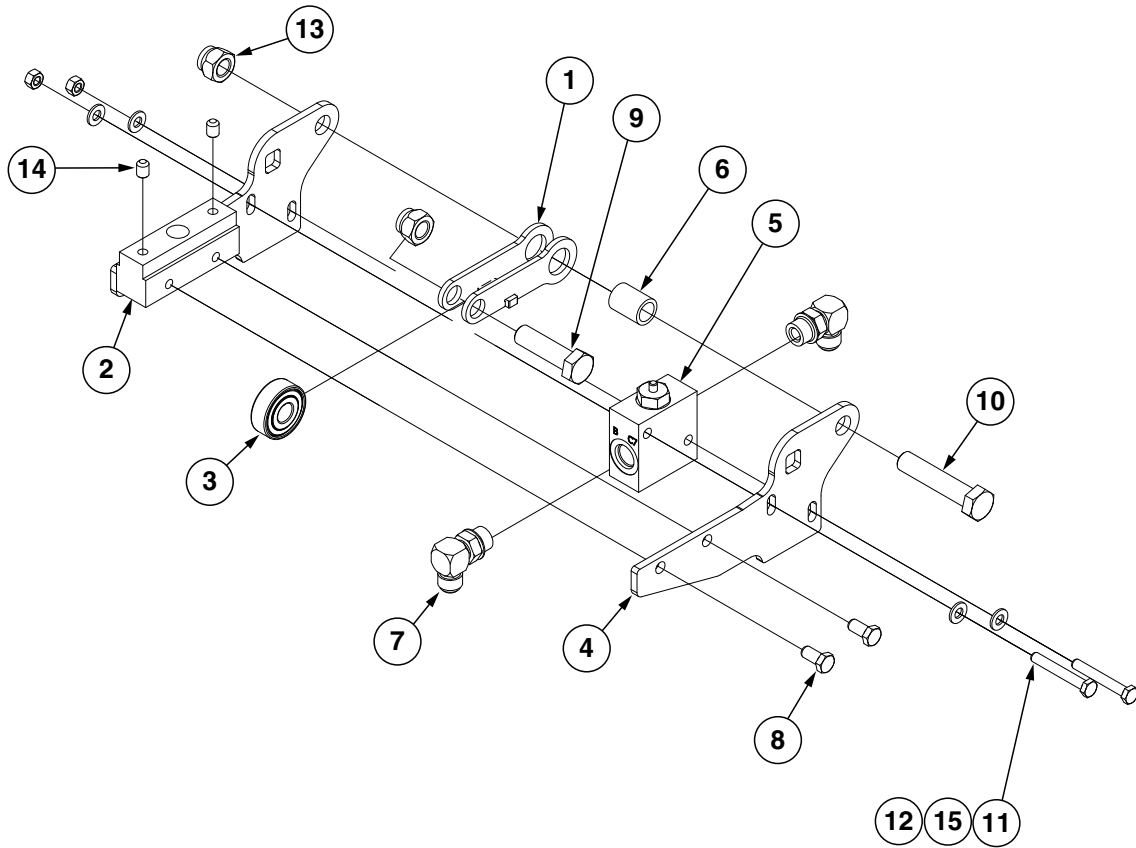


ITEM	PART NO.	QTY.	DESCRIPTION
1	A9442	1	Barrel
2	GD27233	1	Nylon Lock Nut, 3/4"-16, Grade 8
3	*D29692	1	O-Ring, No. 211
4	*D12277	1	T-Seal
5	GD29689	1	Piston
6	*D12235	1	O-Ring, No. 326
7	*D12236	1	Back-Up Ring
8	*D12256	1	U-Cup
9	GD12510	1	Gland
10	*D12233	1	Wiper Rod
11	GD12101	1	Ring
12	GA21159	1	Rod
13	G6408-08	2	Plug W/O-Ring, 3/4"-16 O-Ring
	GR1037	-	O-Ring

A	GA21158	-	Cylinder Complete, 2" x 20 <sup>1</sup> / <sub>16</sub> " (Part Number Stamped On Barrel)
B	GR2229	-	Seal Kit, Includes: (1) Wiper, (2) U-Cup, (3) O-Rings, (1) BU Ring, (1) T-Seal, (1) Instruction Sheet

\*Item is part of seal kit, item can not be purchased individually.

(A24497)



ITEM	PART NO.	QTY.	DESCRIPTION
1	GA24495	1	Check Valve Mount
2	GA24496	1	Block Mount
3	GA2014	1	Bearing, 5/8"
4	GD34091	1	Side Mount Plate
5	GA24715	1	Plunger Valve
	GR1254	-	Valve
	GR1090	-	Check Valve Block
6	GD3180-05	1	Sleeve, 5/8" I.D. x 7/8" O.D. x 1 3/16" Long
7	G6801-08	2	Elbow W/O-Ring, 90°, 3/4"-16 Male JIC To O-Ring
	GR1037	-	O-Ring
8	G10002	2	Hex Head Cap Screw, 3/8"-16 x 3/4"
9	G10006	1	Hex Head Cap Screw, 5/8"-11 x 2 1/4"
10	G10010	1	Hex Head Cap Screw, 5/8"-11 x 3"
11	G10069	2	Hex Head Cap Screw, 5/16"-18 x 2 1/4"
12	G10106	2	Hex Nut, 5/16"-18
13	G10107	2	Lock Nut, 5/8"-11
14	G10120	2	Hex Socket Set Screw, 3/8"-16 x 1/2"
15	G11386	4	Flat Washer, 5/16" SAE

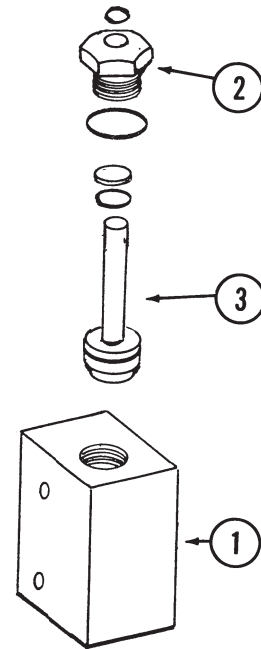
(TWL55)

ITEM	PART NO.		QTY.	DESCRIPTION
	Style A*	Style B*		
1	---	---	1	Block (Non-Stock Item)
2	GR1281	**	1	Adapter Plug
3	GR1282	GR2193	1	Piston Rod And Poppet Assembly

A GA6884 GA6884 - Stroke Limiter Valve Complete  
 B GR1289 --- - Seal Kit, Includes: (2) O-Rings, (1) BU Ring, (1) Seal  
 C --- GR2194 Seal Kit, Includes: (2) O-Rings, (1) BU Ring, (1) Seal, (1) Adapter Plug

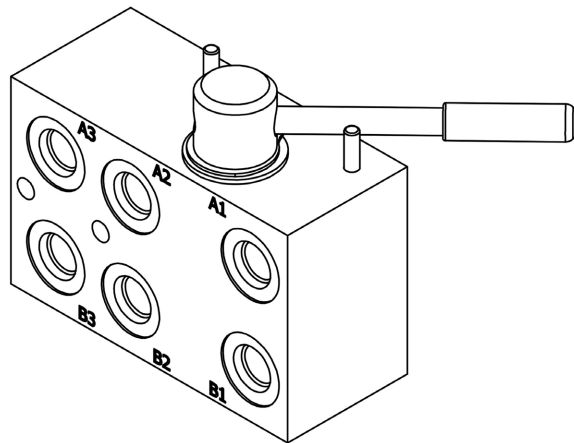
**\*Style A and B are determined by block color. Style A block will be yellow/zinc in color and manufactured by Shoemaker Inc. Style B block will be black in color and manufactured by Delta Power Company.**

**\*\*Item is part of seal kit (GR2194), item can not be purchased individually**



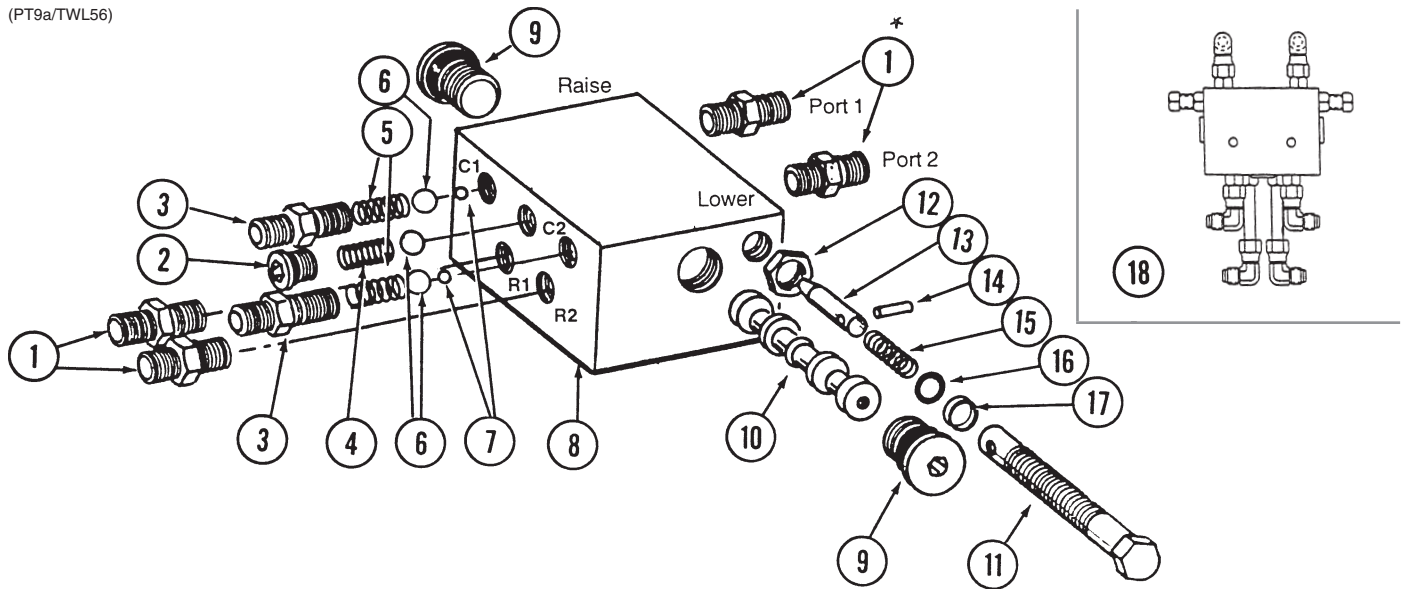
**Selector Valve**

(A24857)



ITEM	PART NO.	QTY.	DESCRIPTION
1	GR2266	1	Seal Kit, Includes: (2) Retaining Rings, (2) O-Rings, (2) BU Rings
A	GA24857	-	Valve Assembly

(PT9a/TWL56)



ITEM	PART NO.		QTY.	DESCRIPTION
	Style A**	Style B**		
1	*G6400-06 GR1045	*G6400-06 GR1045	4 -	Connector W/O-Ring, 1/16"-18 Male JIC To O-Ring O-Ring
2	GR1034 GR1035	***	2 -	Hex Socket Plug W/O-Ring O-Ring
3	GR1032 GR1045	***	2 -	Port Adapter W/O-Ring O-Ring
4	GR1033	***	1	Detent Spring
5	GR1036	***	2	Spring
6	GR1044	***	3	7/16" Check Ball
7	GR1043	***	2	1/4" Steel Ball
8	---	---	1	Valve Body <b>(Non-Stock Item)</b>
9	GR1047 GR1037	GR1047 GR1037	2 -	Hex Socket Plug W/O-Ring O-Ring
10	---	---	-	Spool <b>(Non-Stock Item)</b>
11	GR1042	****	2	Adjustment Screw
12	GR1048	****	2	Hex Jam Nut, 1/2"-20
13	GR1038	****	2	Needle
14	GR1039	****	2	Spring Pin
15	GR1046	****	2	Compression Spring
16	GR1040	****	2	O-Ring
17	GR1041	****	2	Teflon BU Ring
18	---	---	-	<a href="#">See "Mechanical Conventional Planter Hydraulic System" on page P153</a>
A	GA5552	GA5552	-	Valve Assembly Complete (Items 1-17)
B	GA5572	GA20822	-	Flow Control Assembly Portion Only (Items 11-17)
C	---	GR2203	-	Detent Kit, Includes: (2) Hex Socket Plug W/O-Ring, (2) Port Adapter W/O-Ring, (1) Detent Spring, (2) Spring, (3) Check Ball, (2) Steel Ball

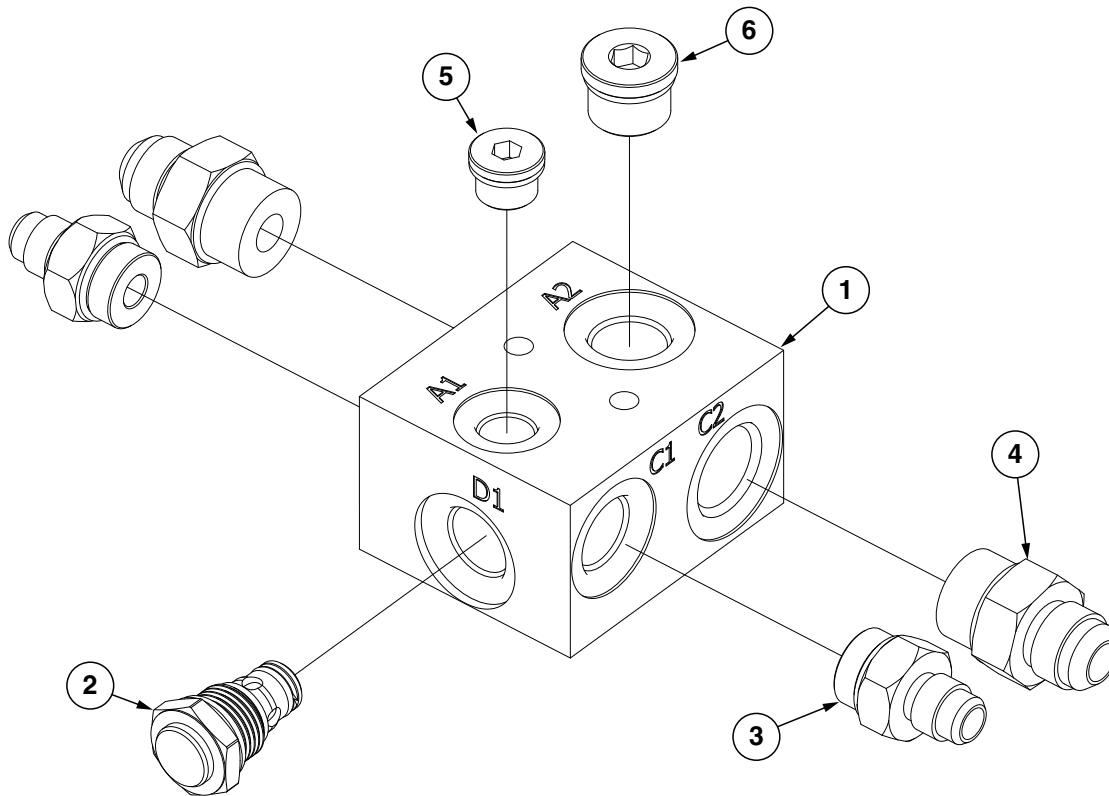
\*Not used.

\*\*Style A and B are determined by block color. Style A block will be yellow/zinc in color and manufactured by Shoemaker Inc. Style B block will be black in color and manufactured by Delta Power Company.

\*\*\*Item is part of detent kit (GR2203), item cannot be purchased individually

\*\*\*\*Item is part of seal kit (GA20822), item cannot be purchased individually.

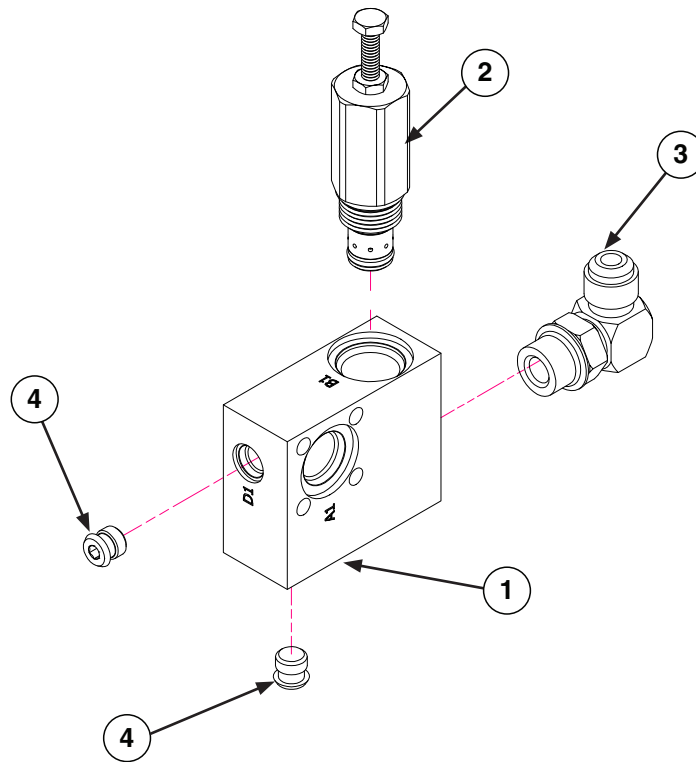
(A24507)



ITEM	PART NO.	QTY.	DESCRIPTION
1	GD33511	1	Valve Block
2	GA21067	1	Check Valve, No. 8
3	G6400-06-08 GR1037	2 -	Connector W/O-Ring, 1/16"-18 Male JIC To 3/4"-16 O-Ring O-Ring
4	G6400-08-10 GR1466	2 -	Connector W/O-Ring, 1/4"-16 Male JIC To 7/8"-14 O-Ring O-Ring
5	G6408-H06-O GR1045	1 -	Hex Socket Head Plug W/O-Ring, 1/16"-18 O-Ring O-Ring
6	G6408-H08-0	1	Hex Socket Head Plug W/O-Ring, 3/4"-16 O-Ring

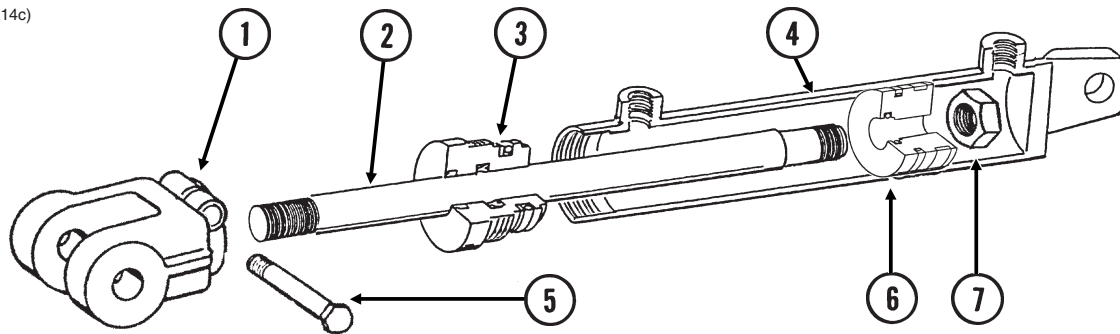


(101999)



ITEM	PART NO.	QTY.	DESCRIPTION
1	G10169701	1	Manifold Hydraulic Block
2	G10053801	1	Adjustable Flow Control Valve
3	G6801-08	1	Elbow W/O-Ring, 90°, 3/4"-16 Male JIC To O-Ring
4	GD29321	1	Plug

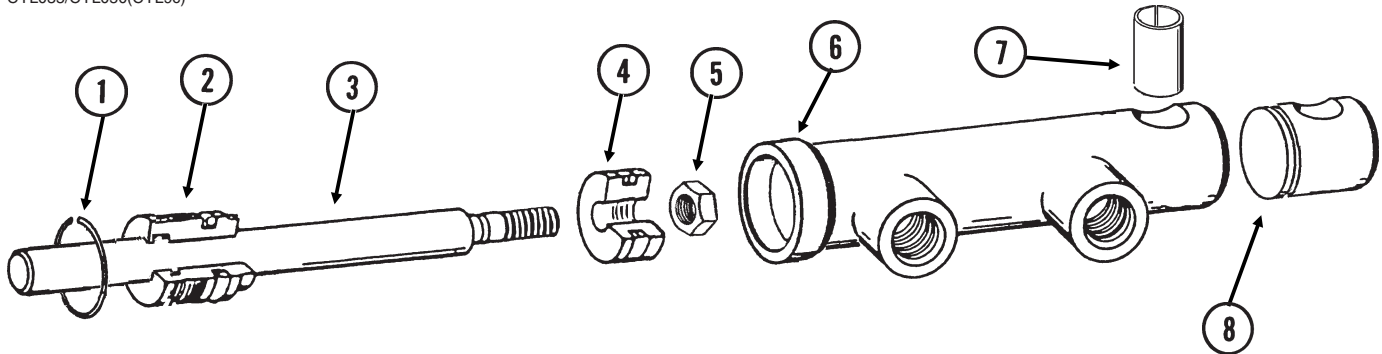
CYL032(CYL14c)



ITEM	PART NO.	QTY. (Per Cylinder)	DESCRIPTION
1	GD11950	1	Clevis
2	GD12501	1	Rod
3	GD11999	1	Gland
4	A6524	1	Barrel <b>(Non-Stock Item)</b>
5	G10939	1	Hex Head Cap Screw, 3/8"-16 x 2 1/4"
	G10108	1	Lock Nut, 3/8"-16
6	GD12502	1	Piston
7	G10958	1	Lock Nut, 1"-14
A	GA8911	-	Cylinder Complete, 3" x 16" <i>(Part Number Stamped On Barrel)</i>
B	GR1526	-	Seal Kit, Includes: (1) Wear Ring, (1) T-Seal, (2) O-Rings, (1) BU Ring, (1) U-Cup, (1) Wiper

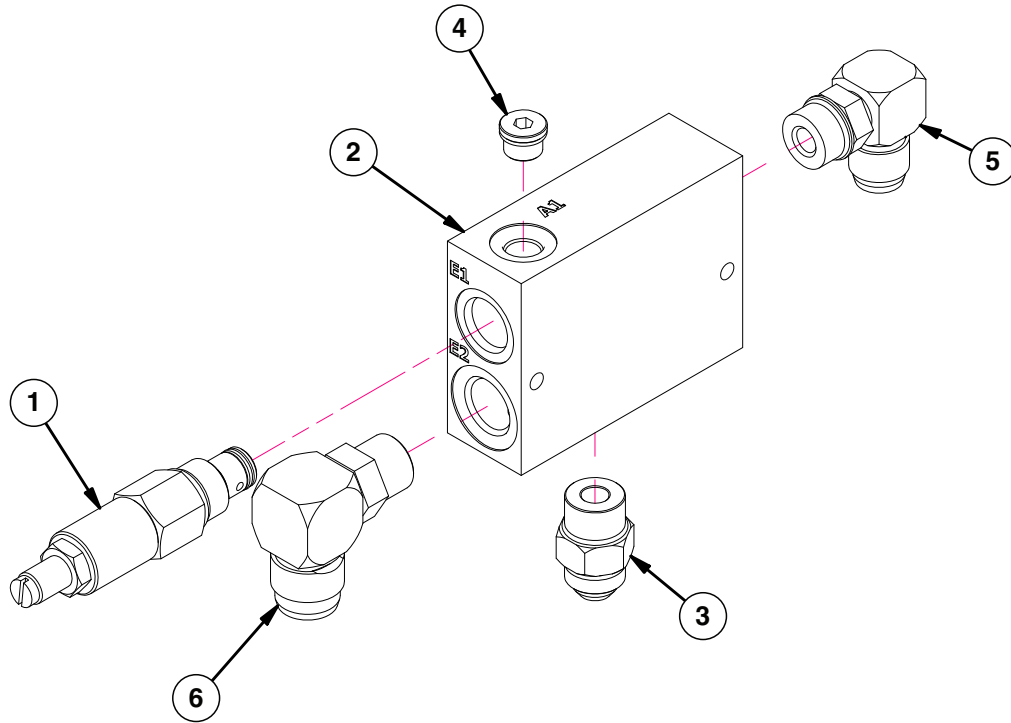
**Transport Latch Cylinder, All Sizes**

CYL035/CYL050(CYL9c)



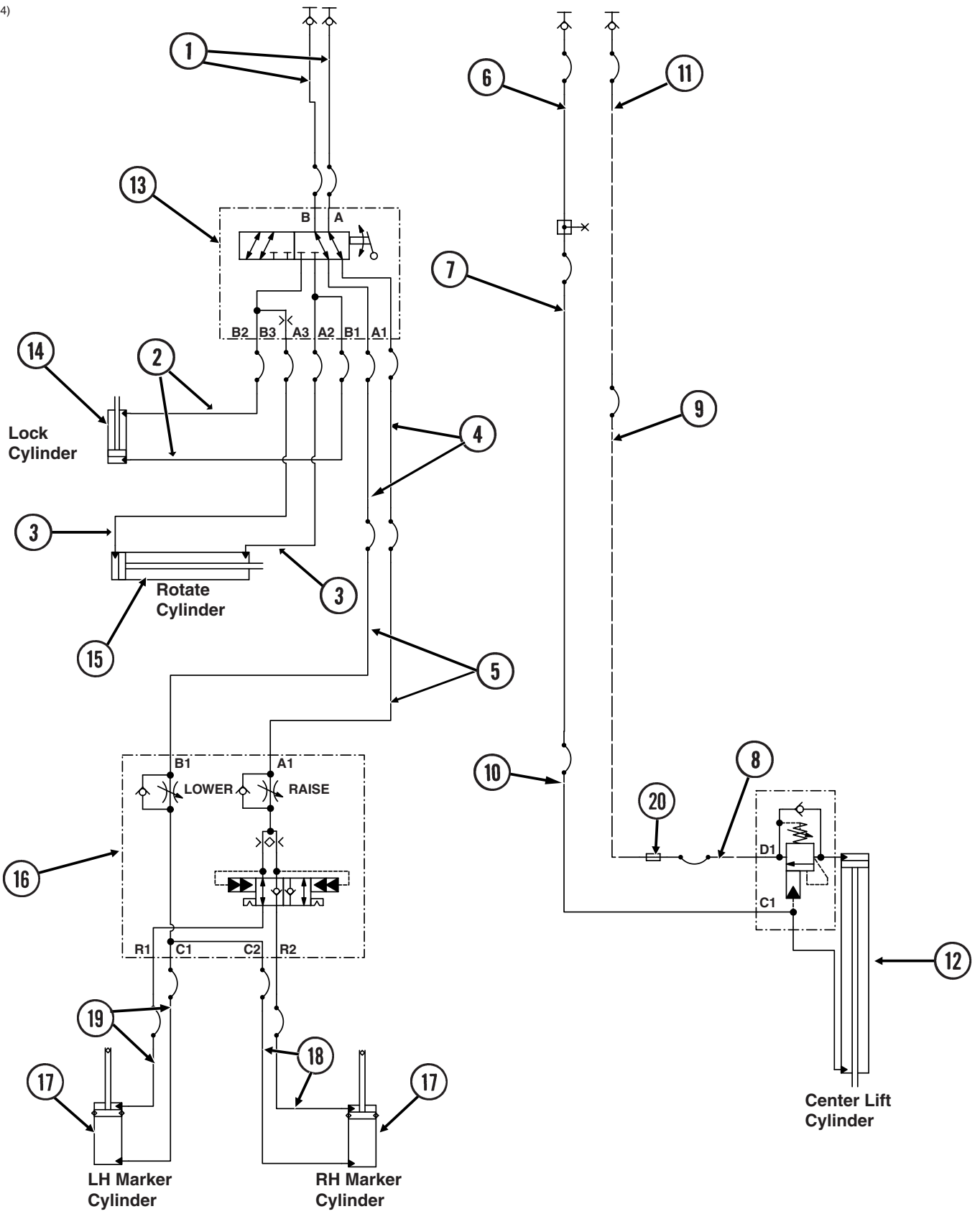
ITEM	PART NO.	QTY.	DESCRIPTION
1	G10770	1	Internal Retaining Ring, 1 1/16"
2	GD13170	1	Gland
3	GD13425	1	Rod
4	GD13172	1	Piston
5	GD27232	1	Nylon Lock Nut, 1/2"-20, Grade 8
6	D13426	1	Barrel <b>(Non-Stock Item)</b>
7	GD13400	1	Tension Bushing, 1" x 2" Long
8	GD13173	1	End Cap
A	GA9559	-	Cylinder Complete, 1 1/2" x 2 1/2" <i>(Part Number Stamped On Barrel)</i>
B	GR1598	-	Seal Kit, Includes: (3) O-Rings, (2) BU Rings, (1) Rod Wiper, (1) T-Seal, (1) Bronze Bushing, (1) Seal, (1) U-Cup

(A25606)



ITEM	PART NO.	QTY.	DESCRIPTION
1	GA17426	1	Pressure Relief Valve
2	GD30500	1	Hydraulic Block PTO
3	G6400-10	1	Adapter, 7/8-14 JIC, 7/8-14 O-Ring
4	G6408-H06-O	1	O-Ring Plug, 9/16-18 Hex Soc Head
5	G6801-10	1	Elbow W/O-Ring, 90°, 7/8"-14 Male JIC To 1 1/16"-12 O-Ring
6	G6801-12-10	1	Elbow W/O-Ring, 90°. 1 1/16"-12 Male JIC To 7/8"-14 O-Ring

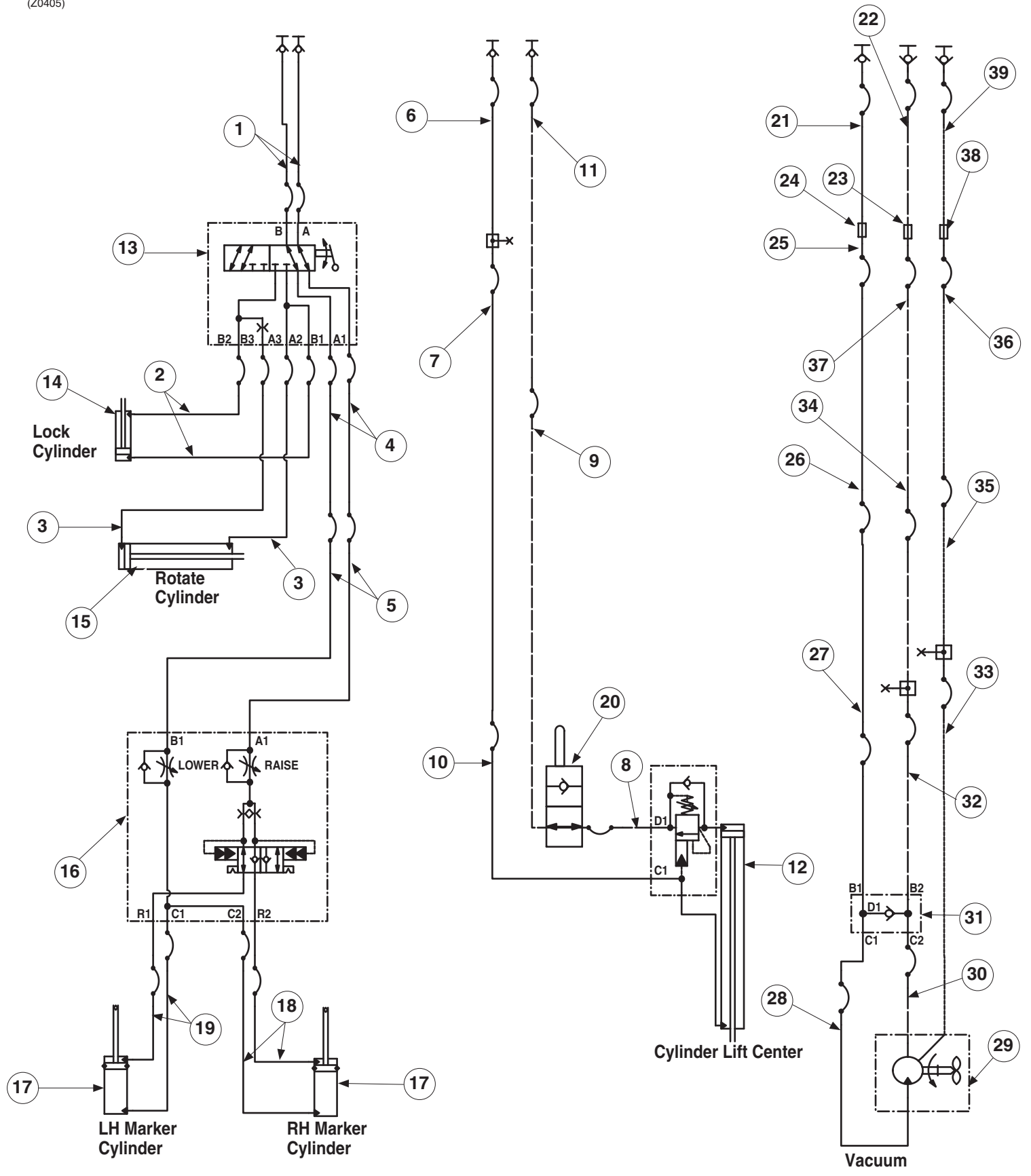
(Z0404)



ITEM	PART NO.	QTY.	DESCRIPTION
1	*A26936-98	2	Hose Assembly, 3/8" x 98" (1/2M NPTF-08F)
2	*A1154	2	Hose Assembly, 1/4" x 72" (06F-06F)
3	*A1121	2	Hose Assembly, 1/4" x 180" (06F-06F)
4	*A15094-175	2	Hose Assembly, 3/8" x 175" (08M-08F)
5	*A15092-90	2	Hose Assembly, 3/8" x 90" (06F-08F)
6	*A26939-140	1	Hose Assembly, 3/8" x 140" (1/2M-06F)
7	*A15082-132	1	Hose Assembly, 3/8" x 132" (06F-06M)
8	*A1018	1	Hose Assembly, 3/8" x 40" (08F-08F)
9	*A15092-106	1	Hose Assembly, 3/8" x 106" (06F -08F)
10	*A15064	1	Hose Assembly, 3/8" x 130" (06F-06F)
11	*A26940-260	1	Hose Assembly, 3/8" x 260" (1/2M-06M)
12	GA24694	1	<a href="#">See "Center Lift Cylinder" on page P153</a>
13	GA24891	1	<a href="#">See "Selector Valve" on page P147</a>
14	GA9559	1	<a href="#">See "Transport Latch Cylinder. All Sizes" on page P151</a>
15	GA8911	1	<a href="#">See "Rotation Cylinder" on page P151</a>
16	GA24921	1	<a href="#">See "Row Marker Sequencing/Flow Control Valve" on page P148</a>
17	GA21158	2	<a href="#">See "Row Marker Cylinder" on page P145</a>
18	*A1090	2	Hose Assembly 3/8", x 162" (08F - 08F)
19	*A1078	2	Hose Assembly 3/8", x 174" (08F-08F)
20	G2403-08	-	<a href="#">See "Stroke Limiter Valve Complete" on page P147</a>

**\*Hydraulic hose is not stocked by Kinze Repair Parts.**

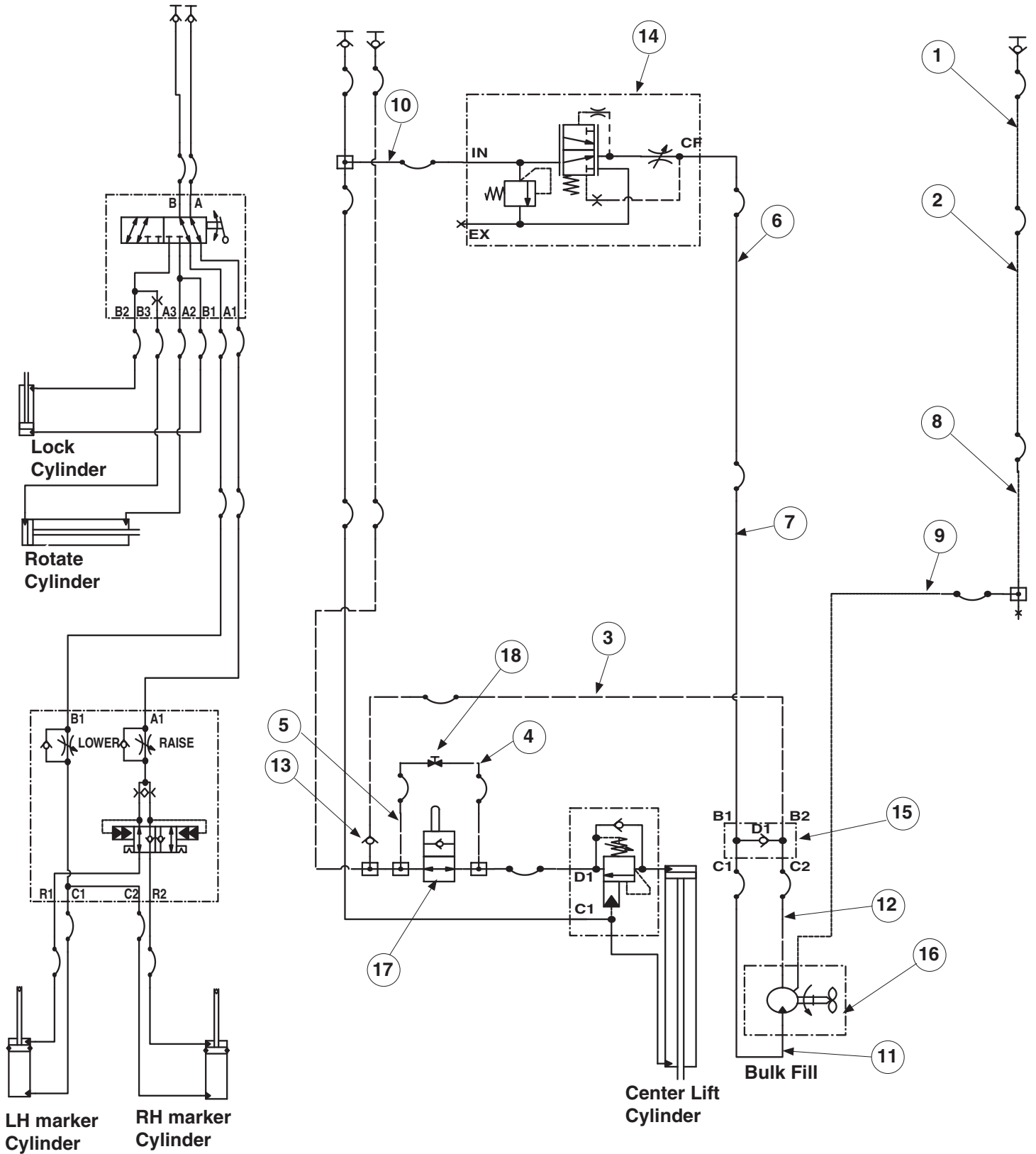
(Z0405)



ITEM	PART NO.	QTY.	DESCRIPTION
1	*A26936-98	2	Hose Assembly, 3/8" x 98" (1/2M NPTF-08F)
2	*A1154	2	Hose Assembly, 1/4" x 72" (06F-06F)
3	*A1121	2	Hose Assembly, 1/4" x 180" (06F-06F)
4	*A15094-175	2	Hose Assembly, 3/8" x 175" (08M-08F)
5	*A15092-90	2	Hose Assembly, 3/8" x 90" (06F-08F)
6	*A26939-140	1	Hose Assembly, 3/8" x 140" (1/2M-06F)
7	*A15082-132	1	Hose Assembly, 3/8" x 132" (06F-06M)
8	*A1018	1	Hose Assembly, 3/8" x 40" (08F-08F)
9	*A15092-106	1	Hose Assembly, 3/8" x 106" (06F -08F)
10	*A15064	1	Hose Assembly, 3/8" x 130" (06F-06F)
11	*A26940-260	1	Hose Assembly, 3/8" x 260" (1/2M-06M)
12	GA24694	1	<a href="#">See "Center Lift Cylinder" on page P153</a>
13	GA24891	1	<a href="#">See "Selector Valve" on page P147</a>
14	GA9559	1	<a href="#">See "Transport Latch Cylinder, All Sizes" on page P151</a>
15	GA8911	1	<a href="#">See "Rotation Cylinder" on page P151</a>
16	GA24921	1	<a href="#">See "Row Marker Sequencing/Flow Control Valve" on page P148</a>
17	GA21158	2	<a href="#">See "Row Marker Cylinder" on page P145</a>
18	*A1090	2	Hose Assembly, 3/8" x 162" (08F - 08F)
19	*A1078	2	Hose Assembly, 3/8" x 174" (08F-08F)
20	GA6884	1	Stroke Limiter Valve Complete
21	*A26941-112	1	Hose Assembly, 3/8" x 112" (1/2M-10F)
22	*A21548-120	1	Hose Assembly, 5/8" x 120" (1/2M-12F)
23	*G2403-12-10	1	Union, Male 1-1/6"-12 JIC x 7/8"-14 JIC
24	*G2403-10	1	Union, 7/8"-14 Male JIC
25	*G15098-150	1	Hose Assembly, 3/8" x 150" (10F-06M)
26	*G15082-77	2	Hose Assembly, 3/8" x 77" (06F-06M)
27	*G15023	1	Hose Assembly, 3/8" x 154" (06F-06F)
28	*G3292	1	Hose Assembly, 3/8" x 22" (06F-06F)
29	GA25513	1	Vacuum Fan Assembly
30	*A12767	1	Hose Assembly, 1/2" x 22" (08F-08F)
31	GA24507	1	Bulk Fill/Vacuum Anti-Cavitation Check
32	*A18668-152	1	Hose Assembly, 1/2" x 152" (08F-10M)
33	*A15000	1	Hose Assembly, 3/8" x 164" (06F-06F)
34	*A21525-77	1	Hose Assembly, 5/8" x 77" (10F-10M)
35	*A15082-77	2	Hose Assembly, 3/8" x 77" (06F-06M)
36	*A15092-155	1	Hose Assembly, 3/8" x 155" (06F-08F)
37	*A21530-140	1	Hose Assembly, 5/8" x 140" (10F-10F)
38	**G2403-08-06	1	Union, Male 3/4"-16 JIC x 9/16"-18 JIC
39	*A26938-110	1	Hose Assembly, 3/8" x 110" (1/2M-06F)

\*Hydraulic hose is not stocked by Kinze Repair Parts.

(Z0406)



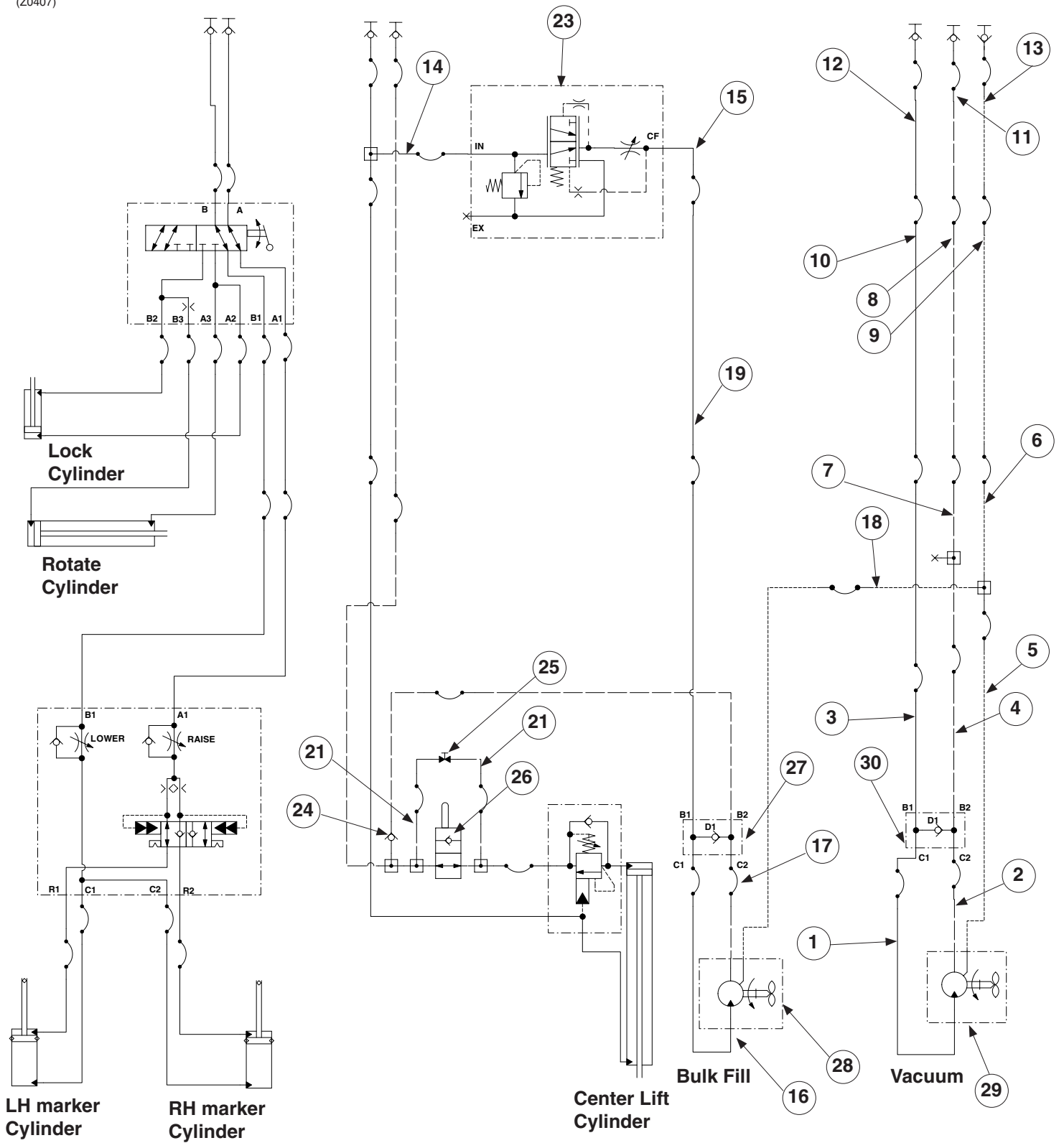


ITEM	PART NO.	QTY.	DESCRIPTION
1	*A26938-145	1	Hose Assembly, 3/8" x 145" (1/2M-06F)
2	*GA15082-140	1	Hose Assembly, 3/8" x 140" (06F-06M)
3	*A1434	1	Hose Assembly, 1/2" x 42.5" (08F-08F)
4	*A1155	1	Hose Assembly, 1/4" x 48" (06F - 06F)
5	*A1153	1	Hose Assembly, 1/4" x 56" (06F - 06F)
6	*A15082-154	1	Hose Assembly, 3/8" x 154" (06F-06M)
7	*A15081-128	1	Hose Assembly, 3/8" x 128" (06F - 06F)
8	*A15082-77	1	Hose Assembly, 3/8" x 77" (06F-06M)
9	*A12080	1	Hose Assembly, 3/8" x 64" (06F - 06F)
10	*A15081-24	1	Hose Assembly, 3/8" x 24" (06F-06F)
11	*A15081-12	1	Hose Assembly, 3/8" x 12" (06F - 06F)
12	*A8213	1	Hose Assembly, 1/2" x 29" (08F - 08F)
13	GA19432	1	Inline Check Valve
14	GA10918	1	Flow Control Valve
15	GA24507	1	Bulk Fill/Vacuum Anti-Cavitation Check
16	GA24426	1	Motor
17	GA24715	1	Plunger Valve
18	GA22901	1	Shutoff Valve

See ["Mechanical Conventional Planter Hydraulic System" on page P153](#) for part numbers of components that are not listed.

**\*Hydraulic hose is not stocked by Kinze Repair Parts.**

(Z0407)

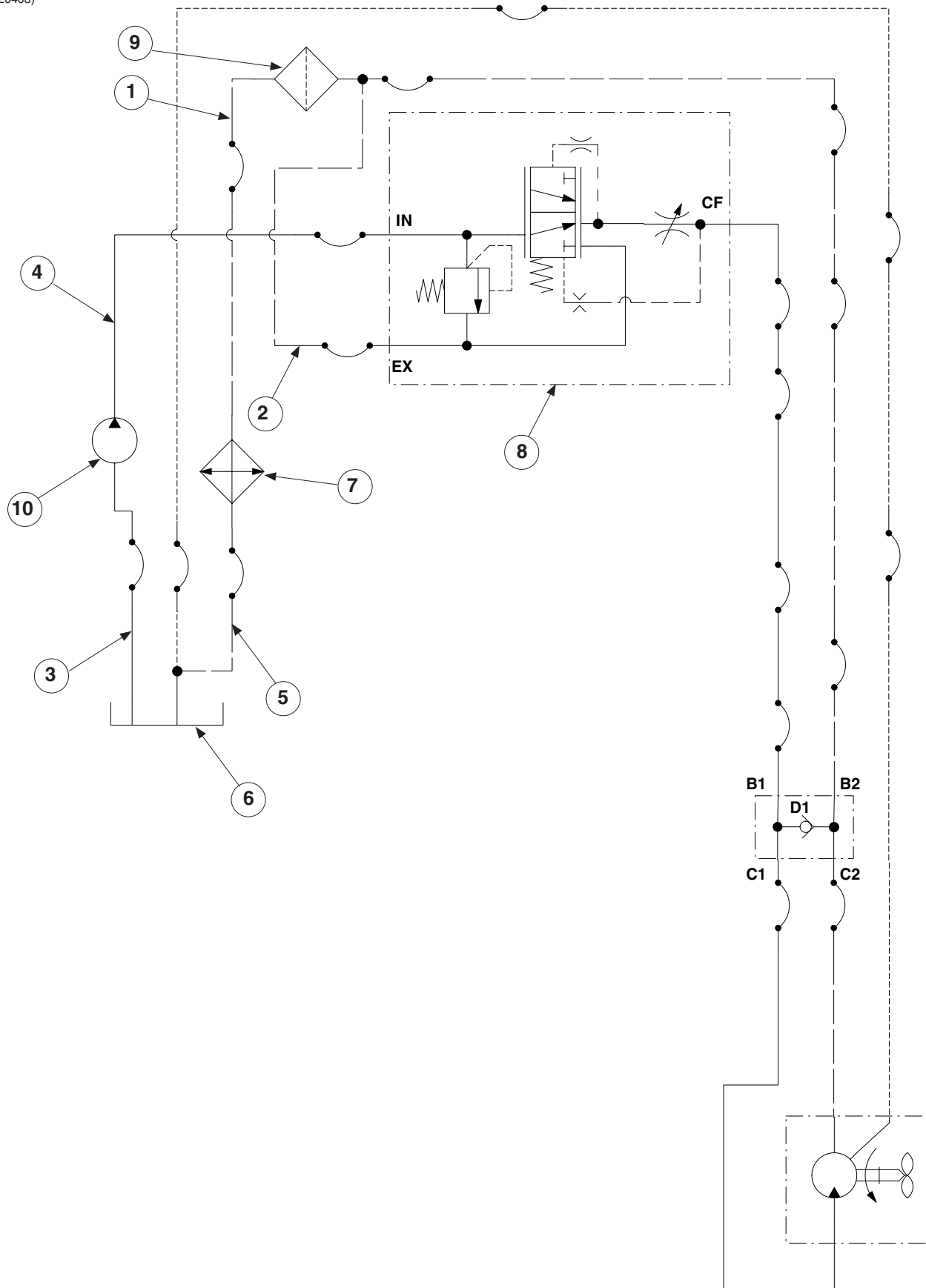


ITEM	PART NO.	QTY.	DESCRIPTION
1	*A3292	1	Hose Assembly, 3/8" x 22" (06F-06F)
2	*A12767	1	Hose Assembly, 1/2" x 22" (08F-08F)
3	*A15023	1	Hose Assembly, 3/8" x 154" (06F-06F)
4	*A18668-152	1	Hose Assembly, 1/2" x 152" (08F-10M)
5	*A15000	1	Hose Assembly, 3/8" x 164" (06F-06F)
6	*A15082-77	2	Hose Assembly, 3/8" x 77" (06F-06M)
7	*A21525-77	1	Hose Assembly, 5/8" x 77" (10F-10M)
8	*A21530-140	1	Hose Assembly, 5/8" x 140" (10F-10F)
9	*A15092-155	1	Hose Assembly, 3/8" x 155" (06F-08F)
10	*A15098-150	1	Hose Assembly, 3/8" x 150" (10F-06M)
11	*A21548-120	1	Hose Assembly, 5/8" x 120" (1/2M-12F)
12	*A26941-112	1	Hose Assembly, 3/8" x 112" (1/2M-10F)
13	*A26938-110	1	Hose Assembly, 3/8" x 110" (1/2M-06F)
14	*A15081-24	1	Hose Assembly, 3/8" x 24" (06F-06F)
15	*A15082-154	1	Hose Assembly, 3/8" x 154" (06F-06M)
16	*A15081-12	1	Hose Assembly, 3/8" x 12" (06F - 06F)
17	*A8213	1	Hose Assembly, 1/2" x 29" (08F - 08F)
18	*A12080	1	Hose Assembly, 3/8" x 64" (06F - 06F)
19	*A15081-128	1	Hose Assembly, 3/8" x 128" (06F - 06F)
20	*A1434	1	Hose Assembly, 1/2" x 42.5" (08F-08F)
21	*A1155	1	Hose Assembly, 1/4" x 48" (06F - 06F)
22	*A1153	1	Hose Assembly, 1/4" x 56" (06F - 06F)
23	GA10918	1	Flow Control Valve
24	GA19432	1	Inline Check Valve
25	GA22901	1	Shutoff Valve
26	GA24715	1	Plunger Valve
27	GA24507	1	Bulk Fill/Vacuum Anti-Cavitation Check
28	GA24426	1	Motor
29	GA25513	1	Vacuum Fan Assembly
30	GA24507	1	Bulk Fill/Vacuum Anti-Cavitation Check

See ["Vacuum Conventional Planter Hydraulic System" on page P155](#) for part numbers of components that are not listed

**\*Hydraulic hose is not stocked by Kinze Repair Parts.**

(Z0408)

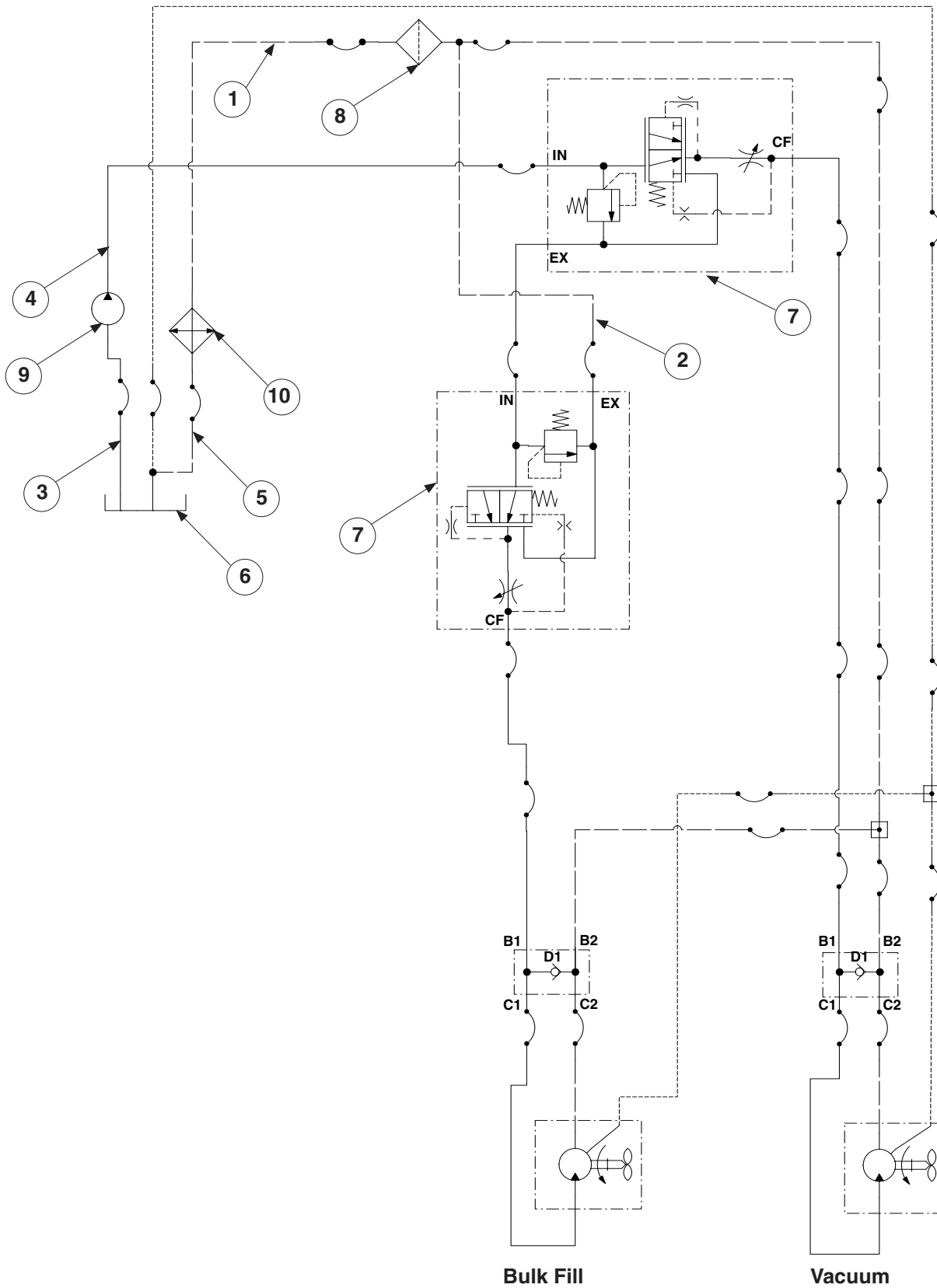


ITEM	PART NO.	QTY.	DESCRIPTION
1	*A3371	1	Hose Assembly, 3/4" x 25" (12F-12F)
2	*A21533-36	1	Hose Assembly, 3/4" x 30" (12M-12F)
3	*A6201	1	Hose Assembly, 1" x 72" (16F-16F)
4	*A1421	1	Hose Assembly, 1/2" x 84" (10F-10F)
5	*A11447	1	Hose Assembly, 5/8" x 45" (12F-12F)
6	GA27105	1	Hydraulic Tank Assembly
7	GA17113	1	Fan and Cooler Assembly
8	GD10918	1	Flow Control Valve
9	GD16037	1	Oil Filter, 10 Micron
10	GA14446	1	PTO Pump

See ["Vacuum Conventional Planter Hydraulic System" on page P155](#) for part numbers of components that are not listed.

**\*Hydraulic hose is not stocked by Kinze Repair Parts.**

(Z0409)

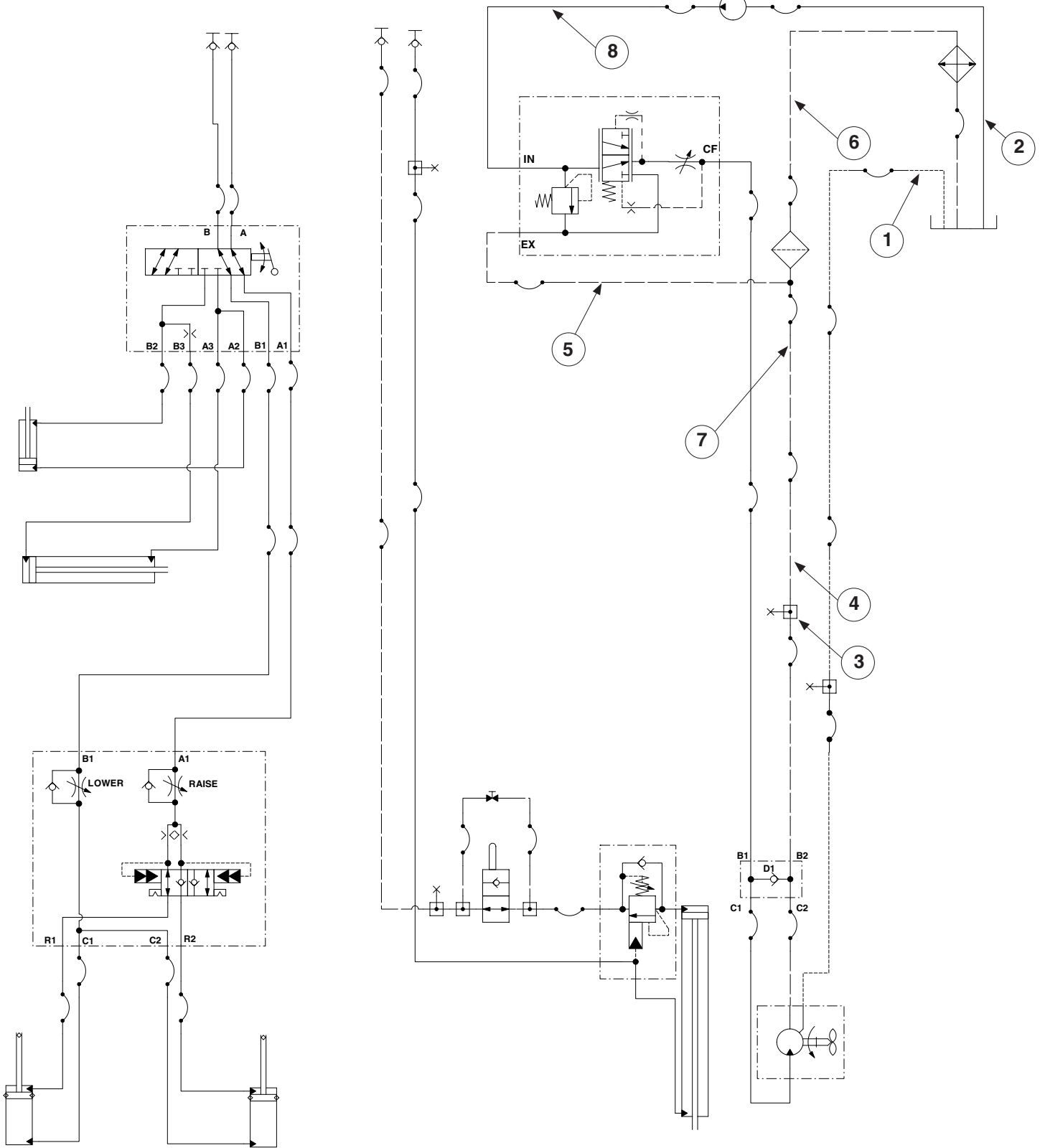


ITEM	PART NO.	QTY.	DESCRIPTION
1	*A3371	1	Hose Assembly, 3/4" x 25" (12F-12F)
2	*A21533-30	1	Hose Assembly, 3/4" x 30" (12M-12F)
3	*A6201	1	Hose Assembly, 1" x 56" (16F-16F)
4	*A1421	1	Hose Assembly, 1/2" x 84" (10F-10F)
5	*A11447	1	Hose Assembly, 5/8" x 45" (12F-12F)
6	GA27105	1	Hydraulic Tank Assembly
7	GA10918	2	Flow Control Valve
8	GD16037	1	Oil Filter, 10 Micron
9	GA14446	1	PTO Pump
10	GA17113	1	Fan and Cooler Assembly

[See "Vacuum Conventional Planter Hydraulic System" on page P155](#) and [See "Mechanical Bulk Fill Planter Hydraulic System" on page P157](#) for part numbers of components that are not listed

**\*Hydraulic hose is not stocked by Kinze Repair Parts.**

(Z0423)



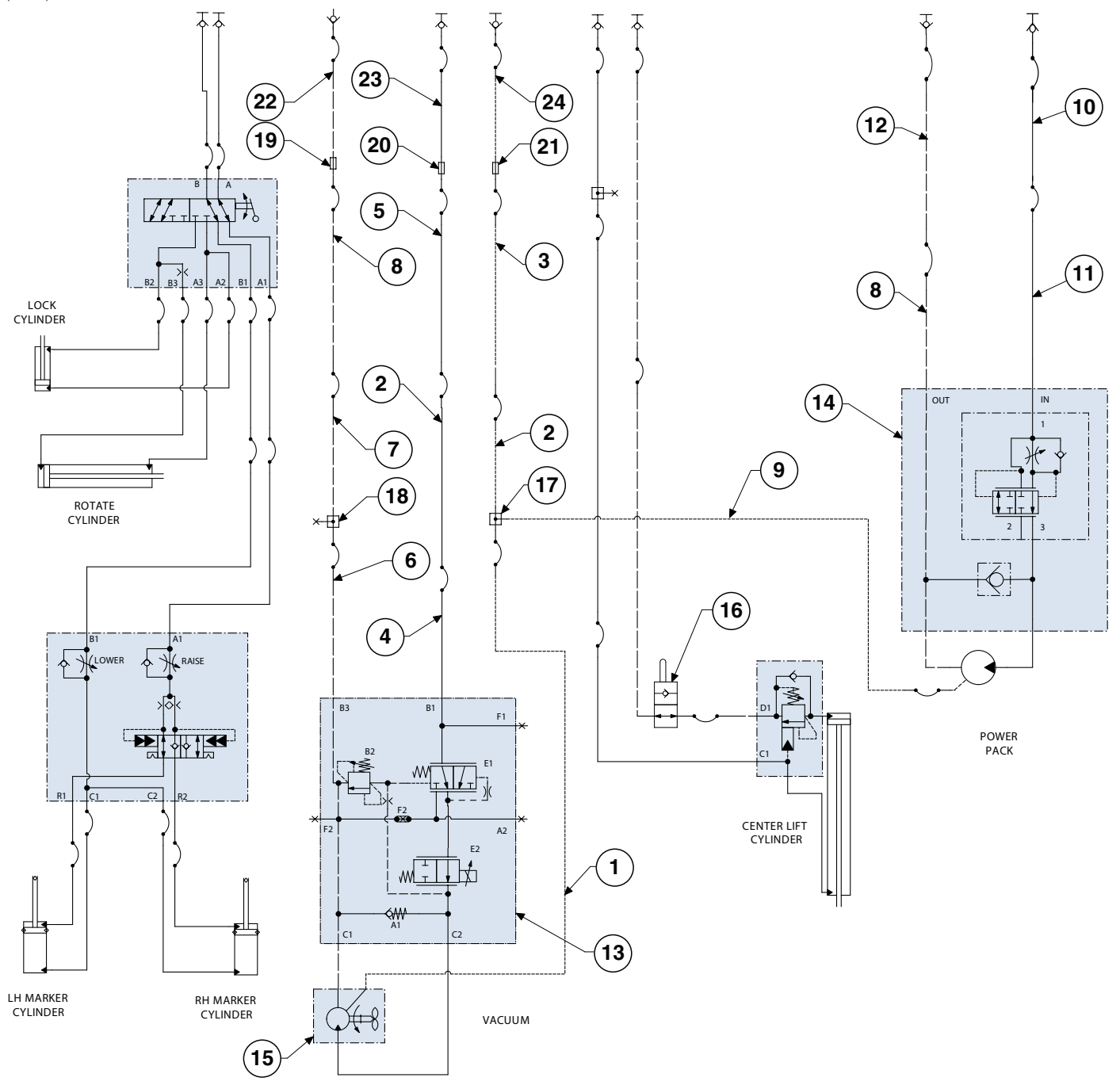


ITEM	PART NO.	QTY.	DESCRIPTION
1	*A12011	1	Hose Assembly, 3/8" x 20" (06F-06F)
2	*A6201	1	Hose Assembly, 1" x 72" (16F-16F)
3	G6602-10	1	Swivel Tee, 7/8"-14 JIC
4	*A21525-77	1	Hose Assembly 5/8" x 77" (10F-10M)
5	*A21533-30	1	Hose Assembly 3/4" x 30" (12M-12F)
6	*A3371	1	Hose Assembly 3/4" x 25" (12F-12F)
7	*A21530-140	1	Hose Assembly 5/8" x 140" (10F-10F)
8	*A1421	1	Hose Assembly 1/2" x 84" (10F-10F)

See ["Mechanical Conventional Planter Hydraulic System" on page P153](#) for part numbers of components that are not listed

**\*Hydraulic hose is not stocked by Kinze Repair Parts.**

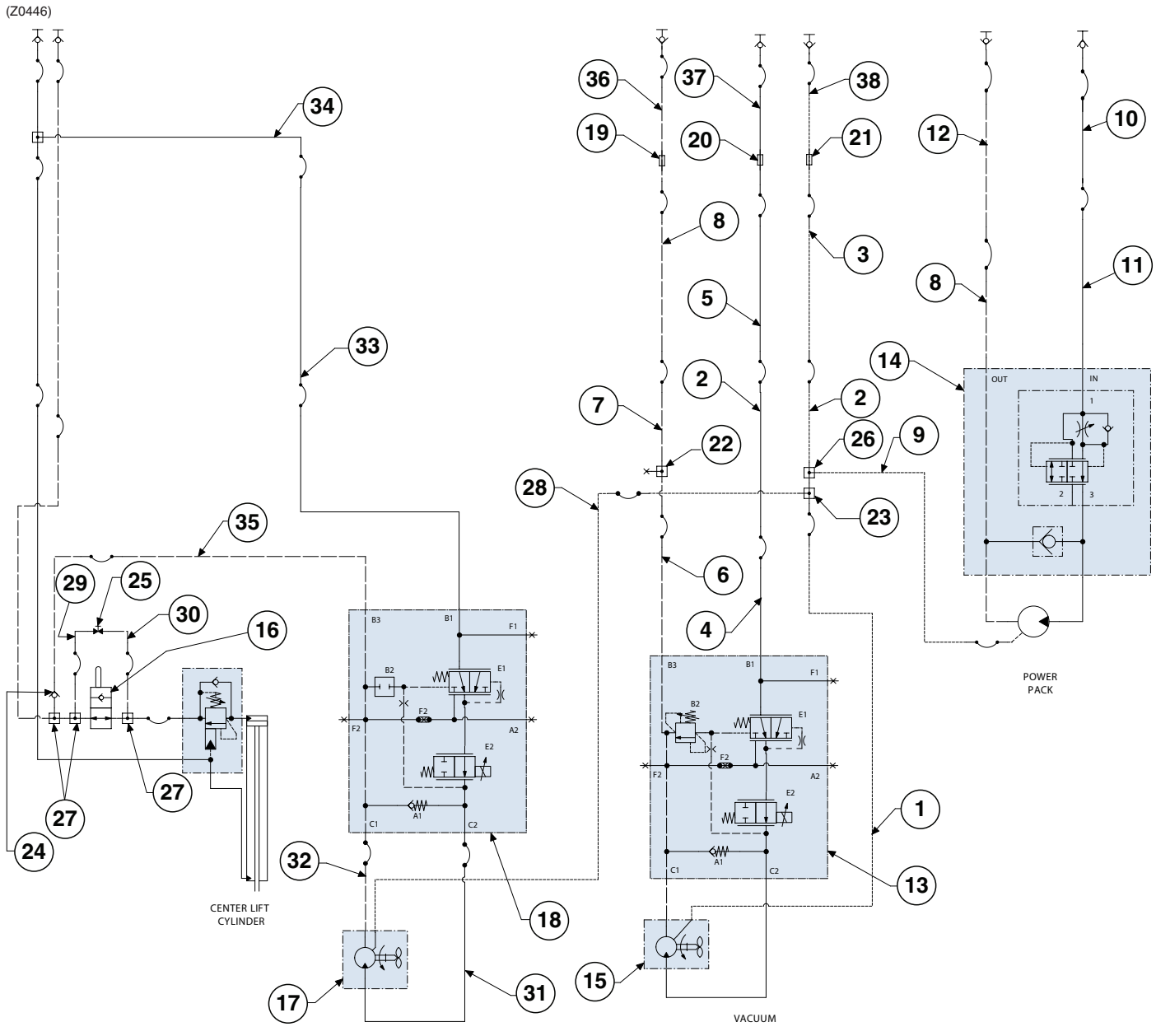
(Z0445)



ITEM	PART NO.	QTY.	DESCRIPTION
1	*A15000	1	Hose Assembly, 3/8" x 164" (06F-06F)
2	*A15082-77	2	Hose Assembly, 3/8" x 77" (06F-06M)
3	*A15092-155	1	Hose Assembly, 3/8" x 155" (06F-08F)
4	*A25504-186	1	Hose Assembly, 3/8" x 186" (08F S90-06F)
5	*A15098-150	1	Hose Assembly 3/8" x 150" (10F-06M)
6	*A18676-184	1	Hose Assembly, 1/2" x 184" (10F90S - 10M)
7	*A21525-77	1	Hose Assembly, 5/8" x 77" (10F-10M)
8	*A21530-140	2	Hose Assembly, 5/8" x 140" (10F-10F)
9	*A15081-95	1	Hose Assembly, 3/8" x 95" (06F-06F)
10	*A18695-246	1	Hose Assembly, 1/2" x 246" (7/8-14 Female JIC x 1/2" Male NPTF)
11	*A18627	1	Hose Assembly, 1/2" x 180" (08F-10F)
12	*A21550-288	1	Hose Assembly, 5/8" x 288" (1/2M NPTF W/ Special Tip - 10F)
13	---	-	<a href="#">See "Hydraulic Valve Block on Vacuum Motor" on page P65</a>
14	---	-	<a href="#">See "Power Pack Assembly" on page P184</a>
15	---	-	<a href="#">See "Blue Drive Vacuum Fan Assembly" on page P63</a>
16	---	-	<a href="#">See "Stroke Limiter Valve, Conventional" on page P147</a>
17	G2603-06	1	Tee, 9/16"-18 Male JIC
18	G6602-10	1	Swivel Tee, 7/8"-14 JIC
19	G2403-12-10	1	Union, Male 1-1/6-12 JIC x 7/8-14 JIC
20	G2403-10	1	Union, 7/8"-14 Male JIC
21	G2403-08-06	1	Union, Male 3/4-16 JIC x 9/16-18 JIC
22	*A21548-120	1	Hose Assembly 5/8" x 120" (1/2M - 12F)
23	*A26941-112	1	Hose Assembly 3/8" x 112" (1/2M NPTF W/Tip - 06M)
24	*A26938-110	1	Hose Assembly 3/8 X 110 (1/2M - 06F)

[See "Vacuum Conventional Planter Hydraulic System" on page P155](#) for part numbers of components that are not listed

**\*Hydraulic hose is not stocked by Kinze Repair Parts.**

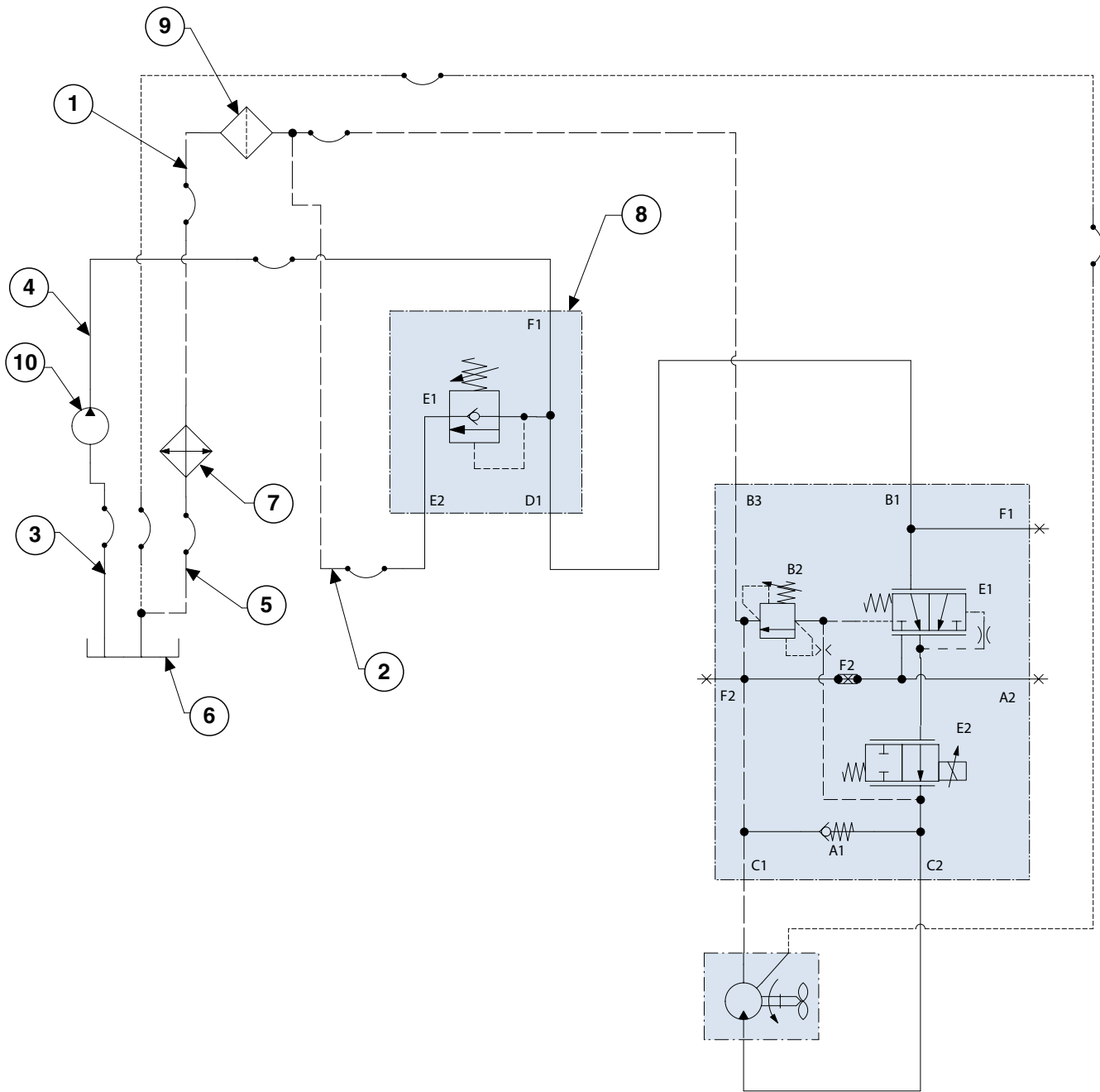


ITEM	PART NO.	QTY.	DESCRIPTION
1	*A15000	-	Hose Assembly, 3/8" x 164" (06F-06F)
2	*A15082-77	-	Hose Assembly, 3/8" x 77" (06F-06M)
3	*A15092-155	-	Hose Assembly, 3/8" x 155" (06F-08F)
4	*A25504-186	-	Hose Assembly, 3/8" x 186" (08F S90-06F)
5	*A15098-150	-	Hose Assembly 3/8" x 150" (10F-06M)
6	*A18676-184	-	Hose Assembly, 1/2" x 184" (10F90S - 10M)
7	*A21525-77	-	Hose Assembly, 5/8" x 77" (10F-10M)
8	*A21530-140	-	Hose Assembly, 5/8" x 140" (10F-10F)
9	*A15081-95	-	Hose Assembly, 3/8" x 95" (06F-06F)
10	*A18695-246	-	Hose Assembly, 1/2" x 246"
11	*A18627	-	Hose Assembly, 1/2" x 180" (08F-10F)
12	*A21550-288	-	Hose Assembly, 5/8" x 288" (1/2M NPTF W/ Special Tip - 10F)
13	---	-	<a href="#">See "Hydraulic Valve Block on Vacuum Motor" on page P65</a>
14	---	-	<a href="#">See "Power Pack Assembly" on page P184</a>
15	---	-	<a href="#">See "Blue Drive Vacuum Fan Assembly" on page P63</a>
16	---	-	<a href="#">See "Stroke Limiter Valve, Bulk Fill" on page P146</a>
17	---	-	<a href="#">See "Blue Drive Vacuum Fan Assembly" on page P63</a>
18	---	-	<a href="#">See "Hydraulic Valve Block on Vacuum Motor" on page P65</a>
19	G2403-12-10	-	Union Male 1-1/6-12 JIC X 7/8-14 JIC
20	G2403-10	-	Union, 7/8"-14 Male JIC
21	G2403-08-06	-	Union Male 3/4-16 JIC X 9/16-18 JIC
22	G6602-10	-	Swivel Tee, 7/8"-14 JIC
23	G2603-06	-	Tee, 9/16"-18 Male JIC
24	GA19432	-	Inline Check Valve
25	GA22901	-	Shutoff Valve
26	G6602-06	-	Swivel Tee, 9/16"-18 JIC
27	G6602-08	-	Swivel Tee, 3/4"-16 JIC
28	*A12080	-	Hose Assembly, 3/8" x 64" (06F-06F)
29	*A1153	-	Hose Assembly, 1/4" x 56" (06F-06F)
30	*A1155	-	Hose Assembly, 1/4" x 48" (06F-06F)
31	*A15081-12	-	Hose Assembly, 3/8" x 128" (06F-06F)
32	*A8213	-	Hose Assembly, 1/2" X 29" (08F-08F)
33	*A12092	-	Hose Assembly, 3/8" x 127" (06F-08F)
34	*A15082-154	-	Hose Assembly, 3/8" x 154" (06F-06M)
35	*A18631-42	-	Hose Assembly, 1/2" x 42" (08F-10F)
36	*A21548-120	-	Hose Assembly, 5/8" x 120" (1/2M-12F)
37	*A26941-112	-	Hose Assembly, 3/8" x 112" (1/2M-10F)
38	*A26938-110	-	Hose Assembly, 3/8" x 110" (1/2M-06F)

[See "Vacuum Conventional Planter Hydraulic System" on page P155](#) for part numbers of components that are not listed

**\*Hydraulic hose is not stocked by Kinze Repair Parts.**

(Z0462)

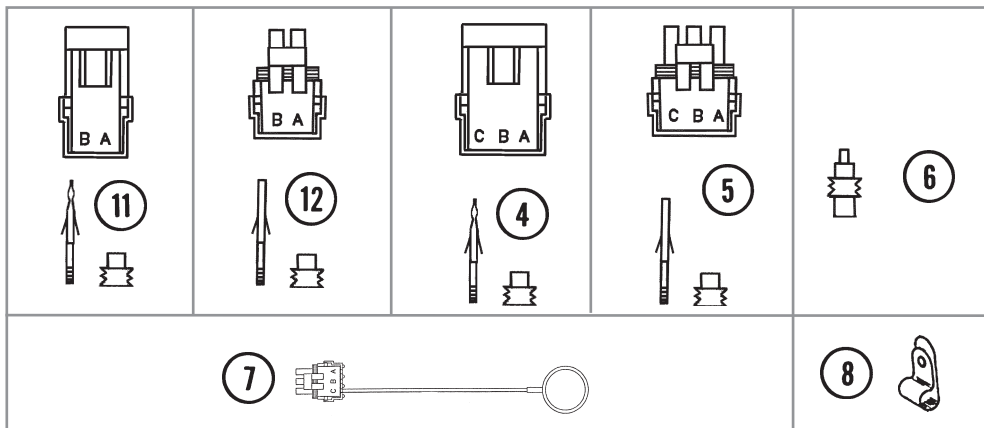
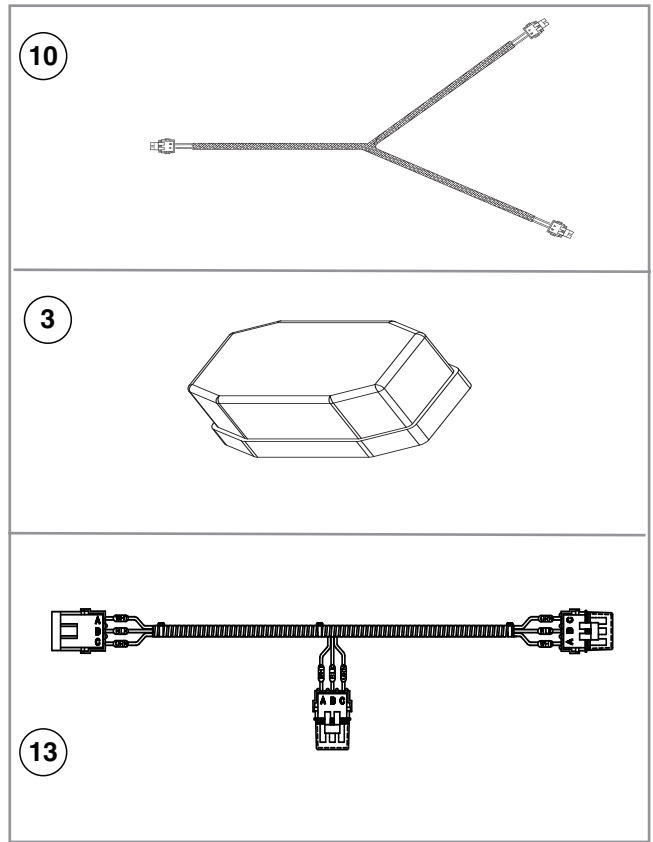
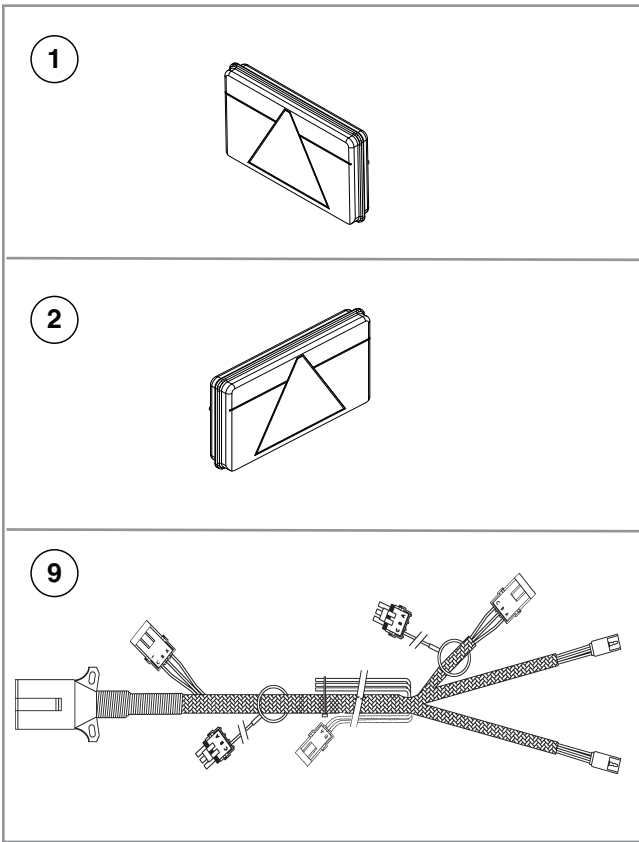


ITEM	PART NO.	QTY.	DESCRIPTION
1	*A3371	1	Hose Assembly, 3/4" x 25" (12F-12F)
2	*A21533-36	1	Hose Assembly, 3/4" x 36" (12F-12F)
3	*A6201	1	Hose Assembly, 1" x 72"
4	*A1421	1	Hose Assembly, 1/2" x 107"
5	*A11447	1	Hose Assembly, " x 45" (12F-12F)
6	G10200501	1	Hydraulic Tank, 10 Gal. W/Strainer
7	---	1	<a href="#">See "PTO Cooler and Filter Assembly w/ Mounts" on page P73</a>
8	---	1	<a href="#">See "PTO Hydraulic Block Assembly" on page P152</a>
9	GD16037	1	Oil Filter, 10 Micron
10	GA14446	1	PTO Pump

[See "Blue Drive Vacuum Conventional Planter Hydraulic System" on page P167](#) for part numbers of components that are not listed.

**\*Hydraulic hose is not stocked by Kinze Repair Parts.**

(TWL23/A9152a/ELC38/MTR27t/MTR27a/ELC8/ELC39/A9689/A10924)





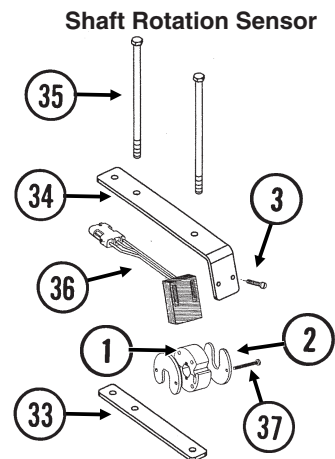
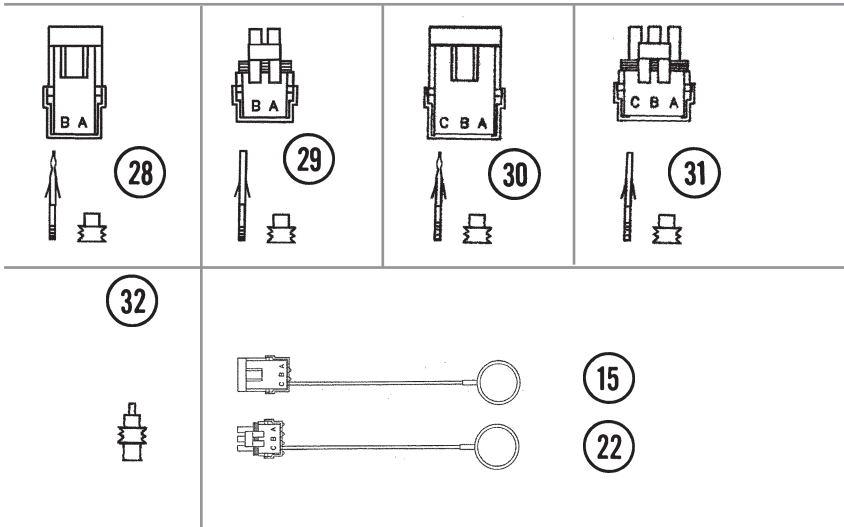
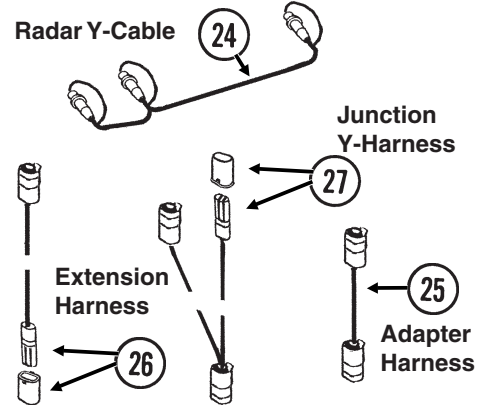
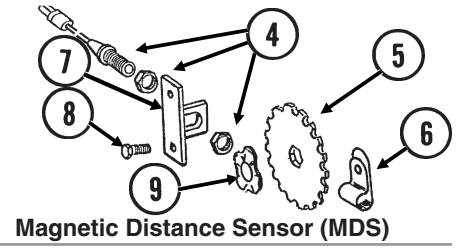
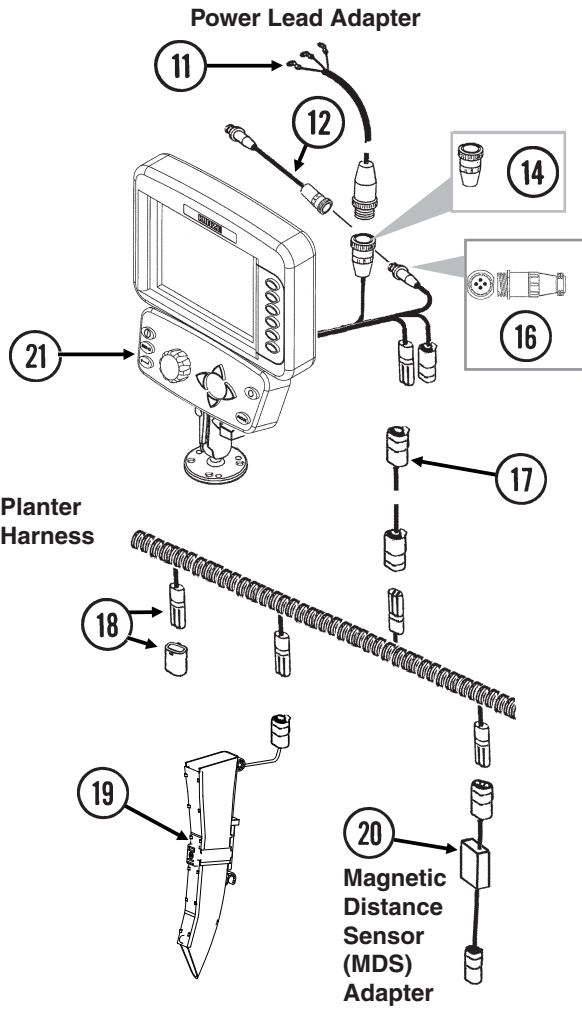
## Electrical Components

M0311-02

Model 3505

ITEM	PART NO.	QTY.	DESCRIPTION
1	GA25774	1	Light Assembly (RH)
2	GA25775	1	Light Assembly (LH)
3	GA25776	2	Light Assembly
4	G1K248	-	3-Pin Female Connector Kit (Black), Includes: (3) 3-Pin Female Housings, (9) Pin Contacts, (9) Seals
5	G1K252	-	3-Pin Male Connector Kit (Black), Includes: (3) 3-Pin Male Housings, (9) Socket Contacts, (9) Seals
6	GD11089	-	Sealing Plug
7	GA8047	-	Dust Plug (Black)
8	GD6291	1-2	Insulated Clamp, 3/8"
	GD22965	-	Insulated Clamp, 1/4"
	G11091	-	Serrated Flange Nut, 3/8"-16
9	GA25784	-	7 Terminal Female Connector (Included W/GA9152 and GA9153)
10	GA10924	1	Wiring Harness, 348"
11	G1K321	-	2-Pin Female Connector Kit (Black), Includes: (3) 2-Pin Female Housings, (6) Pin Contacts, (6) Seals
12	G1K320	-	2-Pin Male Connector Kit (Black), Includes: (3) 2-Pin Male Housings, (6) Socket Contacts, (6) Seals
13	GA13551	-	Tee Junction Harness

(MTR58)

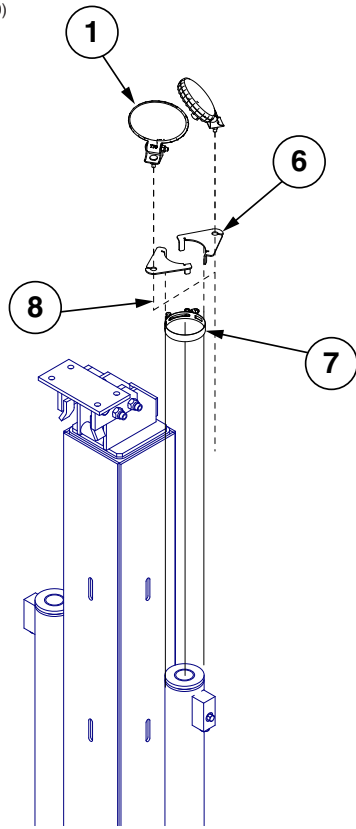


ITEM	PART NO.	QTY.	DESCRIPTION
1	GR1414	1	Actuator
2	GD11474	2	Cover
3	G11960	2	Phillips Pan Head Machine Screw #8-32 x 1-1/4"
	G11961	2	Flat Washer #8
	G11202	2	Lock Nut W/Nylon Insert, No. 8-32, Stainless Steel
4	GA5600	1	Magnetic Distance Sensor
5	GD8751	-	Magnetic Distance Sensor Pulse Wheel
6	GD13348	-	Insulated Clamp, 1 1/16"
7	GD8770	1	Bracket
8	G10001	2	Hex Head Cap Screw, 3/8"-16 x 1"
	G10229	2	Lock Washer, 3/8"
	G10101	2	Hex Nut, 3/8"-16
9	GD8771	1	Spring Wave Washer
10	---	-	---
11	GA17547	1	Power Adapter Cable
12	GA9144	-	Monitor/Radar Adapter Cable, 10"
13	---	-	---
14	G1K268	-	Console Cable Connector Kit, Includes: (1) Cable Clamp, (1) 3-Pin Connector, (1) Lock Ring, (3) Female Terminal Pins
15	GA8046	-	Dust Plug (Black)
	GA9978	-	Dust Plug (Blue)
16	G1K322	-	4-Pin Connector Kit W/Male Housing, Includes: (4) Female Socket Contacts And (1) Cable Clamp
17	---	-	Included In Light Wiring Harness, See Item 2, <a href="#">page P173</a>
18	GA7850	-	Planter Harness W/Dust Caps, 8 Row (12 Connectors)
	GB1090	-	Dust Cap (Included W/GA7850)
19	GA21515	-	Seed Tube W/Computerized Sensor
	GA20902	-	Seed Tube (With Holes For Sensor Installation)
20	GA7859	1	Magnetic Distance Sensor Adapter (Analog To Digital)
21	G8647X	1	KPM III Backlit Console W/Brush (Item 23), Dust Plug (Item 22), Console Mounting Bracket Hardware And Power Harness
	GA12403	-	Mounting Bracket Assembly, Includes: (2) Mounting Brackets, (2) Connector Halves, (1) Compression Spring, (1) Tension Knob, (1) 1/4"-20 x 1 3/4" Hex Head Cap Screw, (1) 1/4" Plastic Washer, (1) 1/4" Steel Washer
	GR1762	-	Console Mounting Bracket Hardware Package, Includes: (3) No. 10-32 x 5/8" Hex Socket Pan Head Plated Screws, (3) 1/4" Plated Lock Washers
	GA16082	-	KPM III Console Power Harness
22	GA8047	-	Dust Plug (Black)
	GA9978	-	Dust Plug (Blue)
23	GR0594	-	Brush
24	GR0586	1	Radar Y-Cable (Used To Connect Radar Distance Sensor For Multiple Functions)
25	GA7857	-	Adapter Harness, 1'
26	GA7854	-	Extension Harness W/Dust Cap, 15'
	GA7855	-	Extension Harness W/Dust Cap, 30'
	GB1090	-	Dust Cap (Included W/GA7854 and GA7855)
27	GA7853	-	Junction Y-Harness W/Dust Cap
	GB1090	-	Dust Cap (Included W/GA7853)
28	G1K321	-	2-Pin Female Connector Kit (Black), Includes: (3) 2-Pin Female Housings, (6) Pin Contacts, (6) Seals

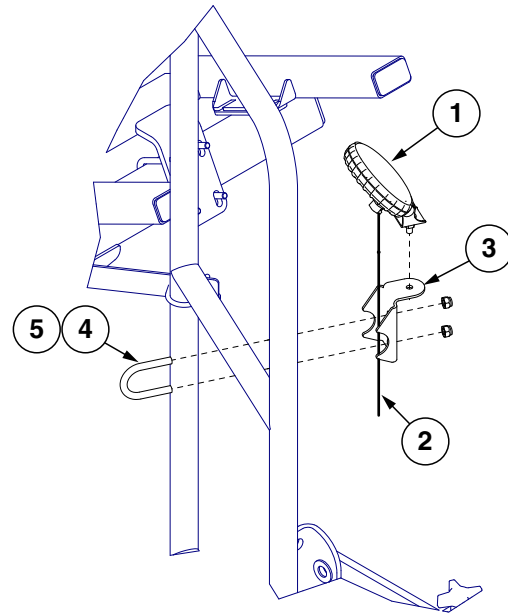
Continued on the next page.

ITEM	PART NO.	QTY.	DESCRIPTION
29	G1K320	-	2-Pin Male Connector Kit (Black), Includes: (3) 2-Pin Male Housings, (6) Socket Contacts, (6) Seals
30	G1K248	-	3-Pin Female Connector Kit (Black), Includes: (3) 3-Pin Female Housings, (9) Pin Contacts, (9) Seals
	G1K362	-	3-Pin Female Connector Kit (Blue), Includes: (3) 3-Pin Female Housings, (9) Pin Contacts, (9) Seals
31	G1K252	-	3-Pin Male Connector Kit (Black), Includes: (3) 3-Pin Male Housings, (9) Socket Contacts, (9) Seals
	G1K363	-	3-Pin Male Connector Kit (Blue), Includes: (3) 3-Pin Male Housings, (9) Socket Contacts, (9) Seals
32	GD11089	-	Sealing Plug
33	GD18168	2	Mount
34	GD18118	2	Shaft Sensor Mount
35	G10229401	2	Hex Head Cap Screw, 3/8"-16 x 8-1/2"
	G11387	1	Flat Washer, 3/8"
	G10108	2	Lock Nut, 3/8"-16
36	GR1415	1	Rotation Sensor
37	G11202	2	Lock Nut W/Nylon Insert, No. 8-32, Stainless Steel
	G11960	2	Philips Pan Head Machine Screw #8-32 x 1-1/4"
A	GA6147	-	Magnetic Distance Sensor And Mounting Package (Items 4-9)
B	GR1763	-	KPM III Loaner (Display Only)
C	GA13521	-	Shaft Sensor Mounting Package (Items 2-3 and 33-35)
D	GA8135	-	Shaft Rotation Kit, Includes: (2) Actuators (2) Rotation Sensors

(10047601/A24506/A26060)



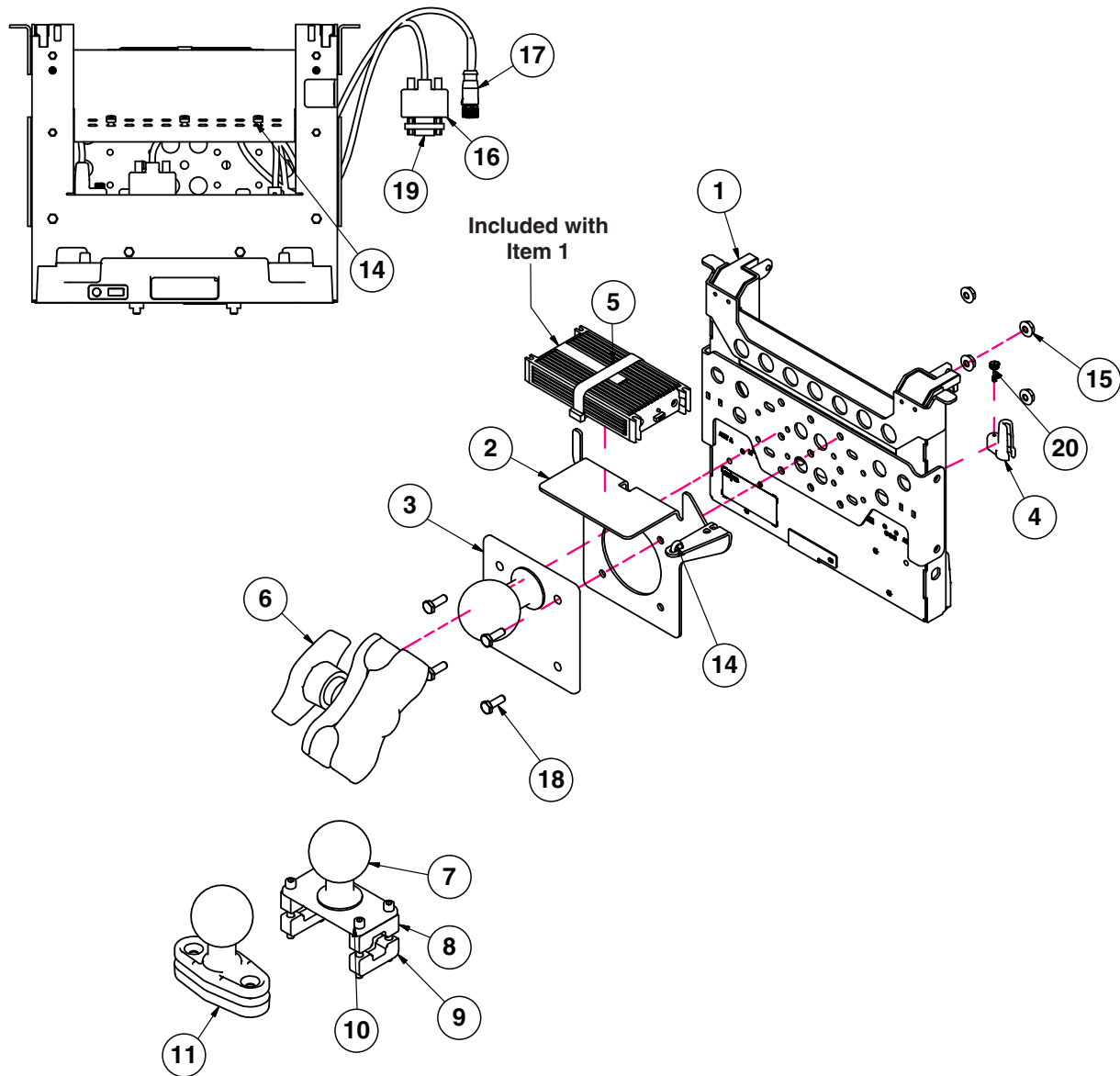
Conventional



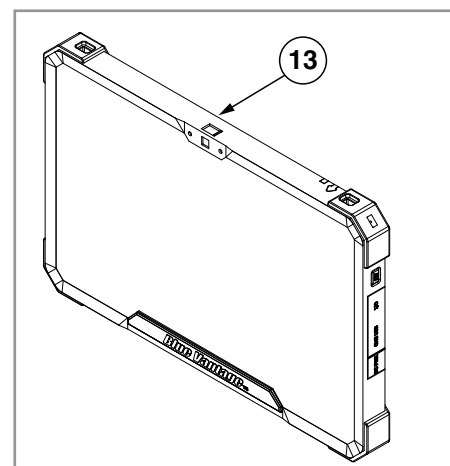
Bulk Fill

ITEM	PART NO.	QTY.	DESCRIPTION
1	GA18486	2	LED Work Light Assembly
	GA22547	1	Worklight Harness Relay ( <b>Blue Drive Only</b> )
2	GA24605	1	Worklight Wire Harness ( <b>Ground Contact Drive</b> )
	GA26885	1	Worklight Wire Harness ( <b>Blue Drive</b> )
3	GD26989	2	Work Light Bracket
4	GD27190	2	U-Bolt, 1½" x ⅜"-16
5	G11091	4	Serrated Flange Nut, ⅜"-16
6	GD35928	2	Bracket, 4¼" x 4"
	G11386	2	Flat Washer, 5/16" SAE
7	G11160	1	T-Bolt Clamp, 3-3/4", Stainless Steel

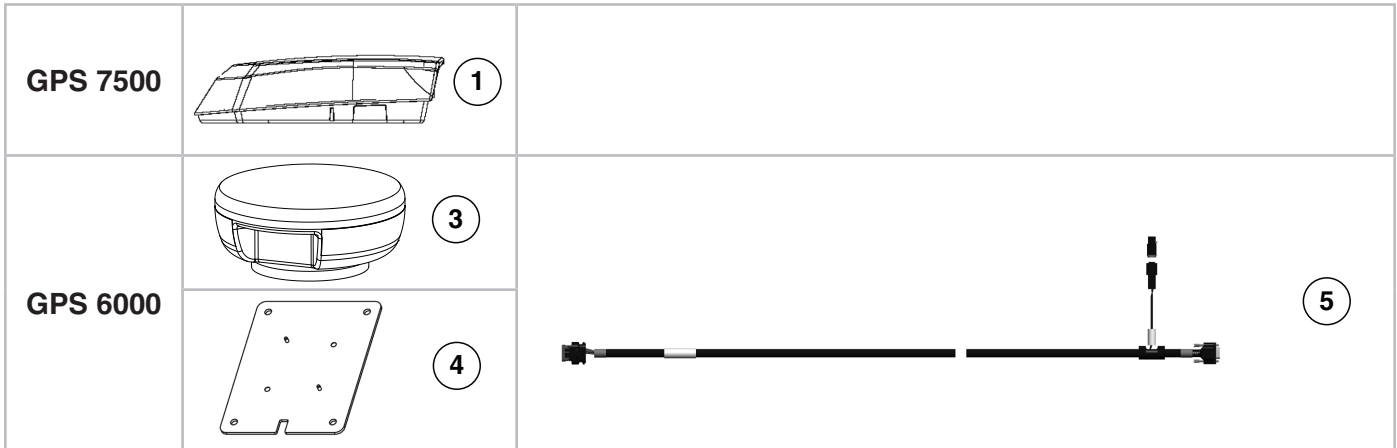
(A25406/A25408)



- 12** **GPS Interface Package Includes:**
- (1) GPS Installation Sheet
  - (1) Meter Serial Ext. Cable
  - (1) 1600 AgLeader GPS Cable
  - (1) Trimble to Starfire Adapter Cable
  - (1) M/M DB9 Serial Connector
  - (1) F/F DB9 Serial Connector
  - (1) Null Modem M/F DB9 Conector
  - (1) GPS Harness



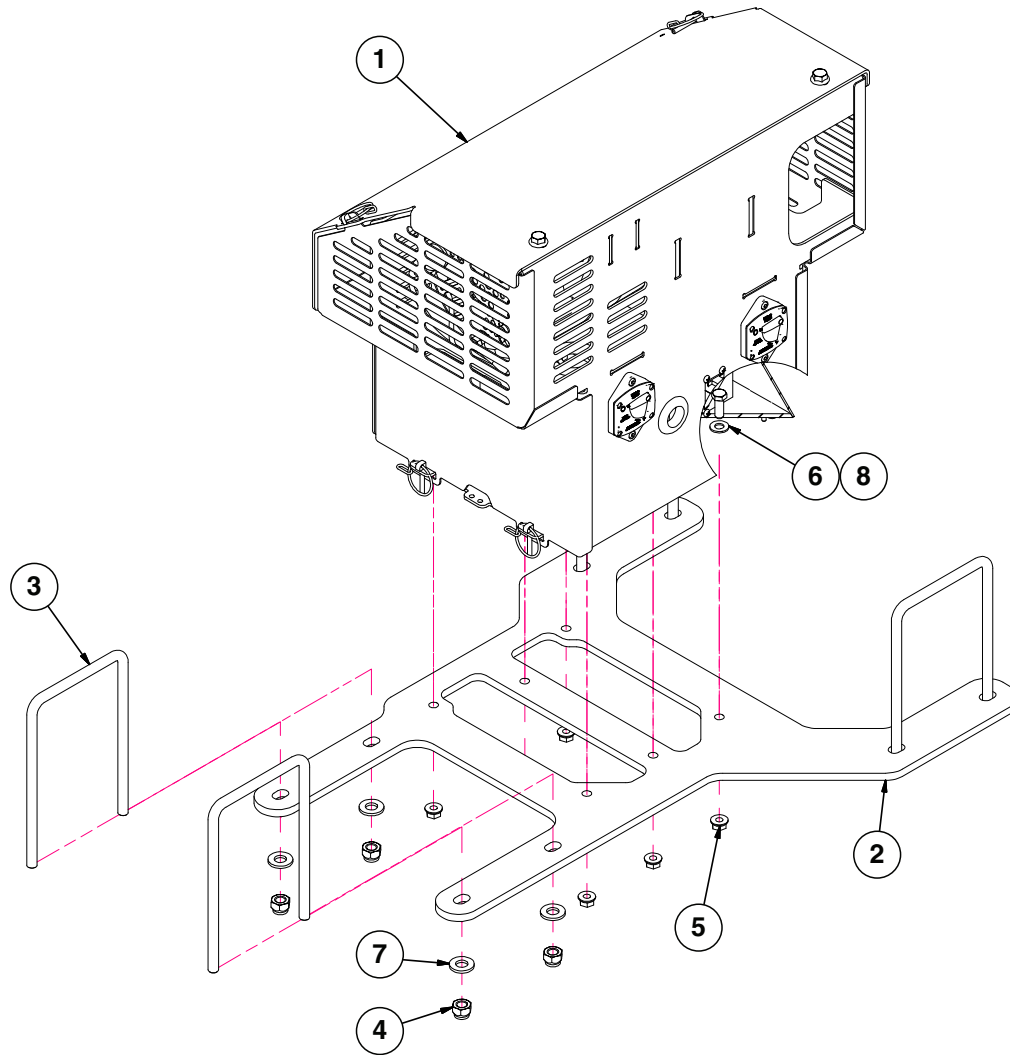
ITEM	PART NO.	QTY.	DESCRIPTION
1	GA24281	1	Docking Station
2	GD35216	1	Display Power Supply Mount
3	GD33756	1	Ram Ball, 2¼"
4	GD36723	1	Havis Station Cord Retainer
5	GD10544	1	Cable Tie, 45-1/2"
6	GA24285	1	Double Socket Ram Arm (Short)
7	GD33757	1	Ram Ball W/Plate, 2¼" Ball
8	GD33758	2	Ram Mount Clamp Block, Top
9	GD33759	2	Ram Mount Clamp Block, Bottom
10	G11106	4	Hex Socket Head Cap Screw, ¼"-20 x 2¼"
11	GA24284	1	Ram Ball W/Base, 2½" Ball
12	GA21143	1	GPS Interface Package
13	G10243001	1	Blue Vantage Tablet
14	GD1512	4	Cable Tie, 7-1/2"
15	G10621	4	Serrated Flange Nut, ¼"-20
16	GA25437	1	DB9 Cable F/F
17	GA25399-36	1	Ethernet Cable (RJ45-Female M12 STR), 36"
18	G10023	4	Hex Head Cap Screw, ¼"-20 x ¾"
19	GD35465	1	DB9 M/M Harness Adapter
20	GD36724	1	Thumb Screw, 4-40 x 0.281



ITEM	PART NO.	QTY.	DESCRIPTION
1	G10201101	1	GPS Kit, 7500
2	---	-	---
3	GA21151	1	GPS Antenna, 6000
4	GA21152	1	GPS Mounting Bracket
5	GA20903	1	GPS Cable, 6000
A	G9421X	-	GPS 6000 Antenna Package (Items 3-5)

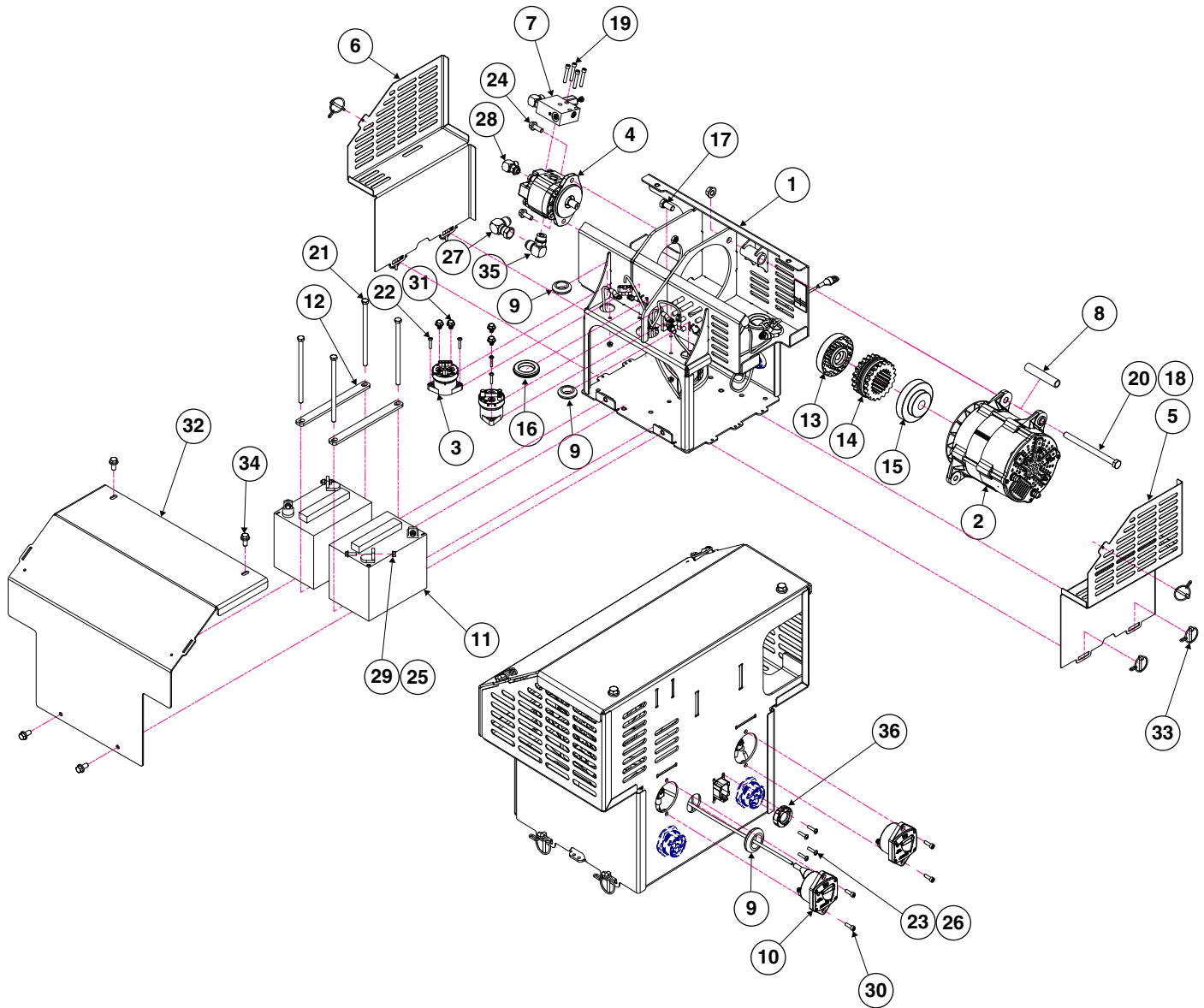


(102576)



ITEM	PART NO.	QTY.	DESCRIPTION
1	G10112901	1	<a href="#">See "Power Pack Assembly" on page P183</a>
2	G10257701	1	Power Pack Mounting Bracket
3	GD8306	4	U-Bolt, 7" x 5" x 1/2"-13
4	G10111	8	Lock Nut, 1/2"-13
5	G10622	6	Serrated Flange Nut, 3/8"-16
6	G10001	6	Hex Head Cap Screw, 3/8"-16 x 1"
7	G11389	8	Flat Washer, 1/2" Plated SAE
8	G11387	6	Flat Washer, 3/8" SAE

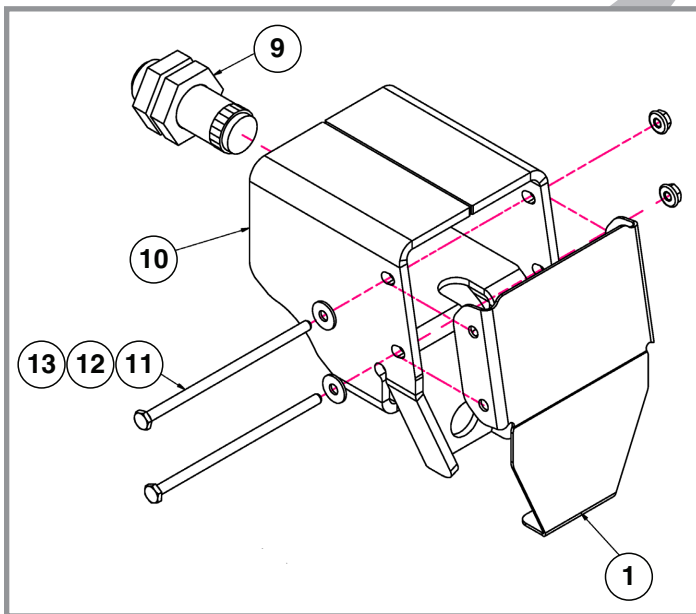
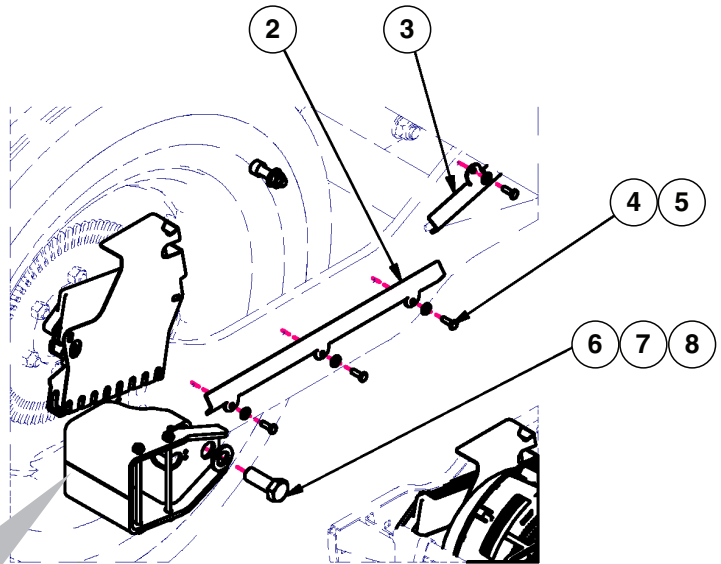
(101129)



ITEM	PART NO.	QTY.	DESCRIPTION
1	GA26839	1	Battery Box
2	GA26673	1	Alternator
3	GA26674	2	Contactors
4	G10169501 GD30262	1 -	Hydraulic Motor O-Ring
5	GD36822	1	Battery Box Vent
6	GD36821	1	Battery Box Vent
7	---	-	<a href="#">See "Manifold Hydraulic Block Assembly" on page P150</a>
8	G10318901	1	Sleeve, .80 O.D. x .50 I.D. x 3.85
9	GD22200	3	Grommet, 1"
10	GD28354	2	Circuit Breaker, 100 Amp Panel Mount

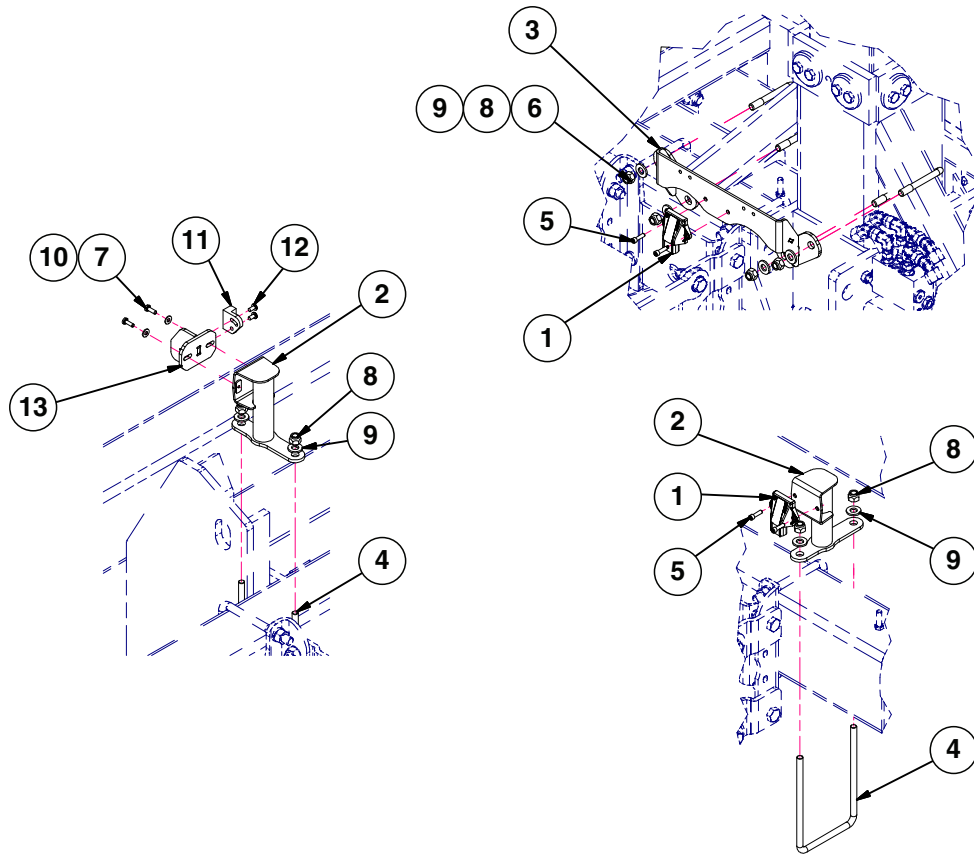
ITEM	PART NO.	QTY.	DESCRIPTION
11	GD28363	2	Battery, 12 Volt
12	G10114001	2	Battery Strap
13	GD36680	1	Coupler Half, .625" Bore
14	GD36681	1	Sleeve W/Retaining Ring
15	GD36682	1	Coupler Half, .875" Bore
16	GR2126	2	1½" Push-In Grommet
17	G10014	1	Hex Head Cap Screw, ½"-13 x 1"
18	G10071	1	Serrated Flange Nut, 1/2"-13
19	G11418	4	Hex Socket Head Cap Screw, ¼" x 1½"
20	G10829	1	Hex Head Cap Screw, ½"-13 x 6 ½"
21	G10954	4	Hex Head Cap Screw, 3/8"-16 x 7"
22	G10992	8	Serrated Flange Nut, No. 10-24
23	G11067	4	Phillips Pan Head Machine Screw, No. 8-32 x 3/4", Stainless Steel
24	G11124	2	Hex Serrated Flange Cap Screw, 3/8"-16 x 1"
25	G11166	4	Hex Socket Flange Cap Screw, ¼"-20 x ¾"
26	G11202	4	Lock Nut W/Nylon Insert, No. 8-32, Stainless Steel
27	G6500-10	1	Swivel Elbow, 90°, 7/8"-14 Male JIC To Female
28	G6801-06	1	Elbow, 90°, 9/16"-18 x 7/16"-20 W/O-Ring
29	G11528	4	Hex Nut W/External Tooth Washer, ¼"-20
30	G11588	4	Hex Socket Head Cap Screw, No. 10-24 x 1" Grade 8
31	G12219-12	4	Hex Socket Flange Cap Screw, M8-1.25" x 12
32	GD36820	1	Battery Box Cover
33	G11339	6	Pin W/Chain
34	G11123	4	Hex Serrated Flange Cap Screw, 3/8"-16 x 3/4"
35	G6801-10	1	Elbow W/O-Ring, 90°, 7/8"-14 Male JIC To O-Ring
36	GD25007	1	Deutsch Cap, Size 24 (Only used with non-Split Row configurations)
A	G10112901	-	Power Pack (Includes Items 1-36)

(A27171/A26928)



ITEM	PART NO.	QTY.	DESCRIPTION
1	G10105001	1	Sensor Cover
2	G10034401	1	Cable Guard Bracket
3	G10034501	1	Cable Guard Bracket
4	G10023	5	Hex Head Cap Screw, 1/4"-20 x 3/4"
5	G11385	5	Flat Washer, 1/4" SAE
6	G10026	1	Hex Head Cap Screw, 3/4"-10 x 2"
7	G11392	1	Flat Washer, 3/4" SAE
8	G10112	1	Lock Nut, 3/4"-10
9	GA13204	1	Sensor, Hall Effect
10	G10099301	1	Bracket
11	G1003101	2	Hex Head Cap Screw, 1/4"-20 x 5-1/2"
12	G10209	2	Washer, 1/4" USS
13	G10621	2	Serrated Flange Nut, 1/4"-20

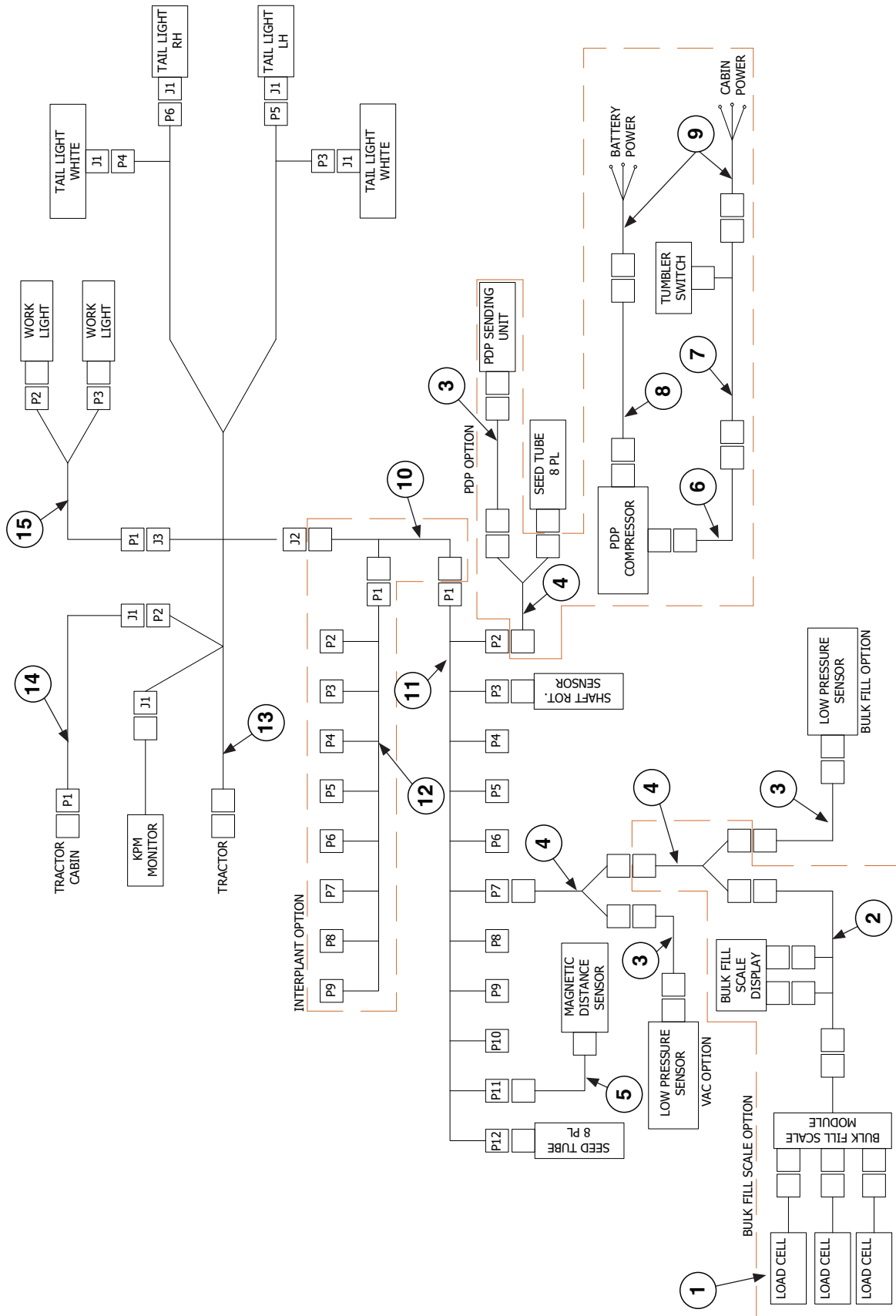
(A27171)



ITEM	PART NO.	QTY.*	DESCRIPTION
1	GA21687	3	IPP Module Assembly
2	GA27184	2	IPP Module Mount
3	GA27185	1	Module Center Mount
4	GD8306	2	U-Bolt, 7" x 5" x 1/2"-13
5	G10252	6	Hex Socket Head Cap Screw, 1/4"-20 x 7/8", Grade 8
6	GD4743	2	U-Bolt, 3" x 3" x 1/2"-13
7	G10023	2	Hex Head Cap Screw, 1/4"-20 x 3/4"
8	G10111	10	Lock Nut, 1/2"-13
9	G11389	10	Flat Washer, 1/2" Plated SAE
10	G11385	2	Flat Washer, 1/4" SAE
11	GA18353	1	Magnetic Reed Position Switch
12	G11345	2	Phillips Pan Head Machine Screw, 1/4" x 1/2", Grade 2
13	G10258101	1	Position Switch Mount

\*Quantities indicated for entire planter.

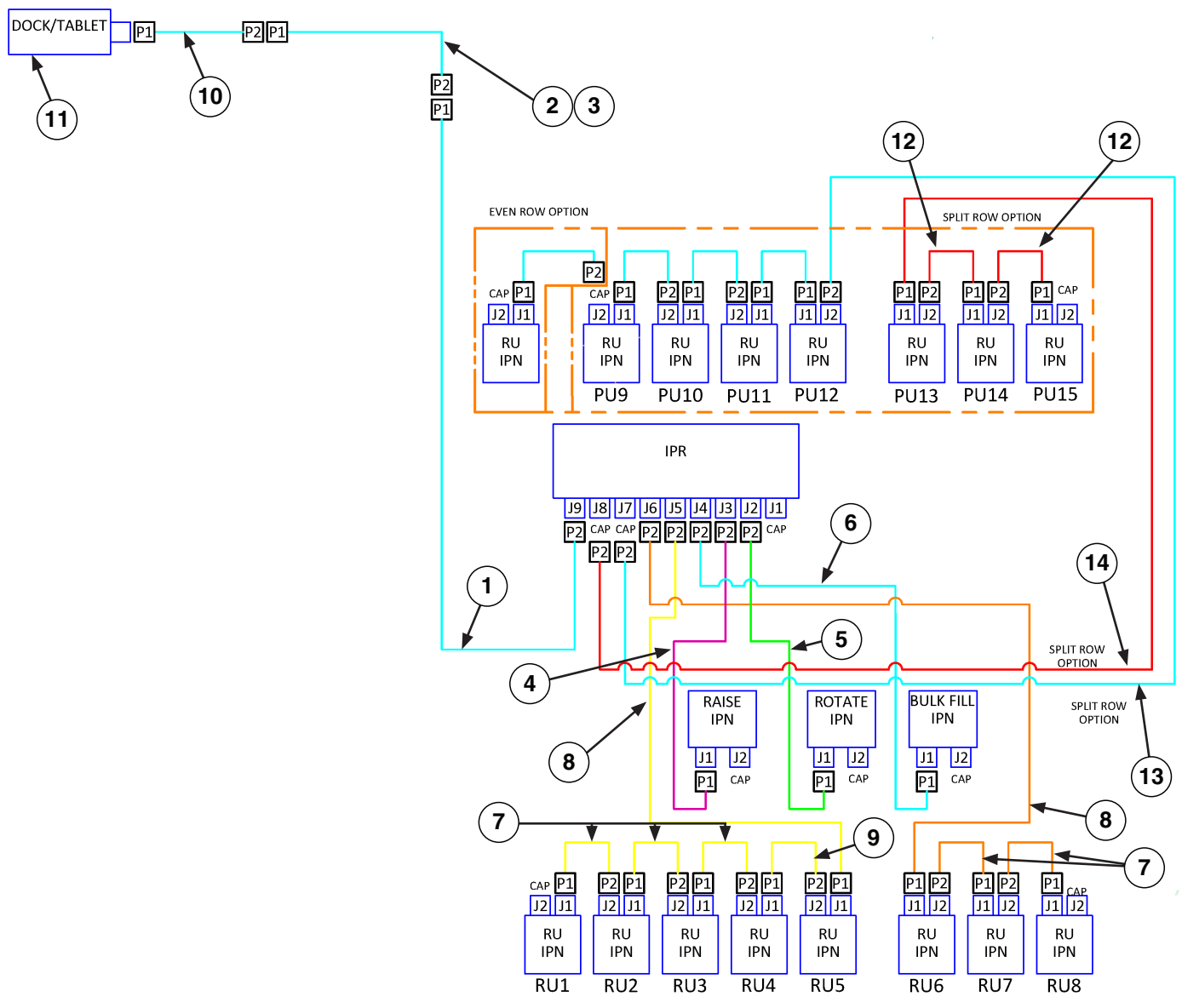
(Z0398)



---

ITEM	PART NO.	QTY.	DESCRIPTION
1	GA14135	3	Load Cell
2	GA14129	1	Power Cable
3	GA12812	3	Hall Effect Adapter
4	GA13551	3	Tee Junction Harness
5	GA7859	1	Magnetic Distance Sensor Adapter (Analog To Digital)
6	GA12858	1	Wiring Harness, 60'
7	GA13944	1	Wiring Harness W/Fuse Holder And Fuse, 206"
8	GA16391	1	Compressor Harness, 40'
9	GA17547	2	Power Adapter Cable
10	GA7853	1	Y-Connector Harness
11	GA7850	1	Planter Harness W/Dust Caps, 8 Row (12 Connectors)
12	GA8022	1	Planter Harness W/Dust Caps, (9 Connectors)
13	GA25784	1	Light Harness Assembly
14	GA25785	1	Worklight Switch Harness Assembly
15	GA24605	1	Worklight Harness

(A27178/Z0438)

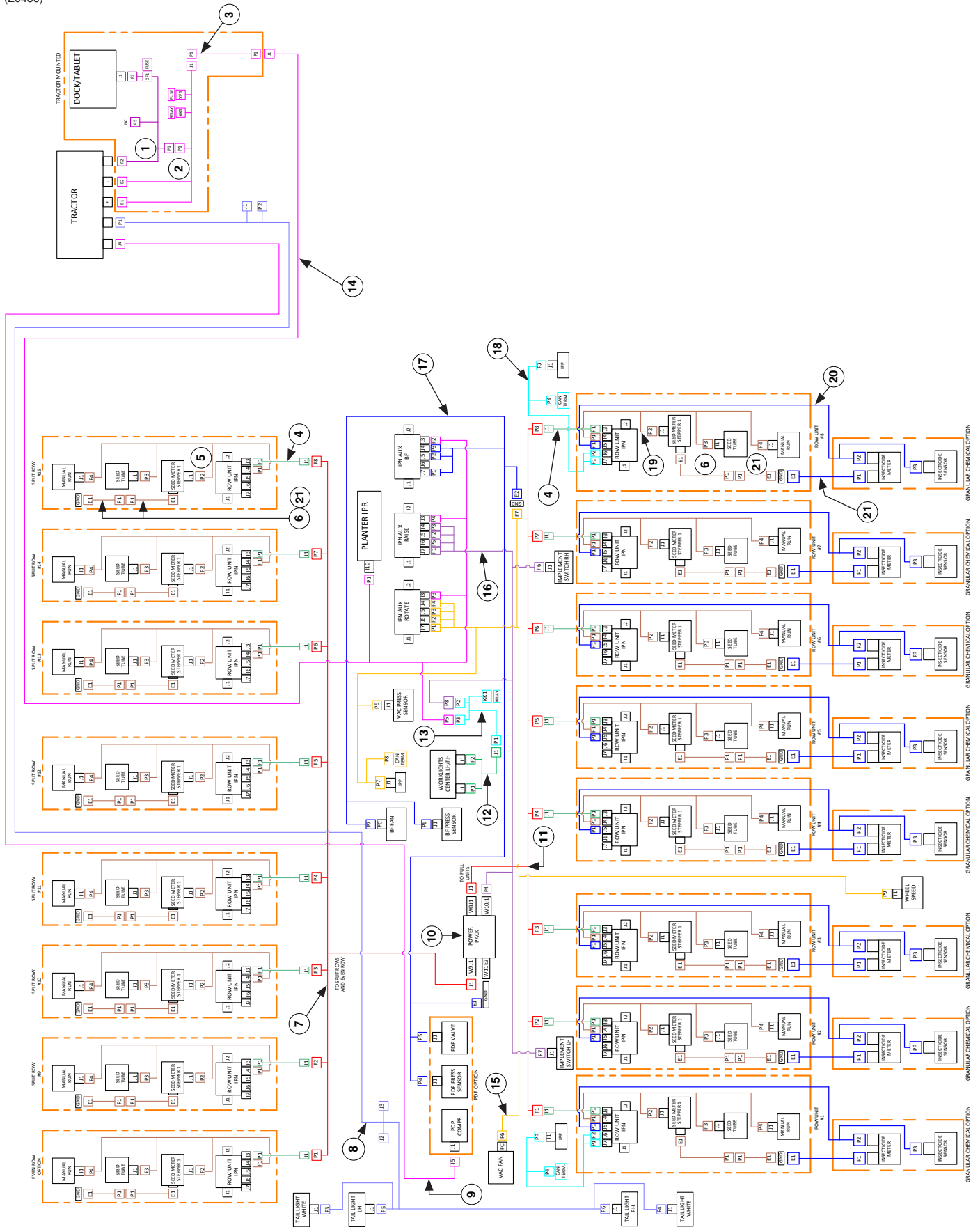




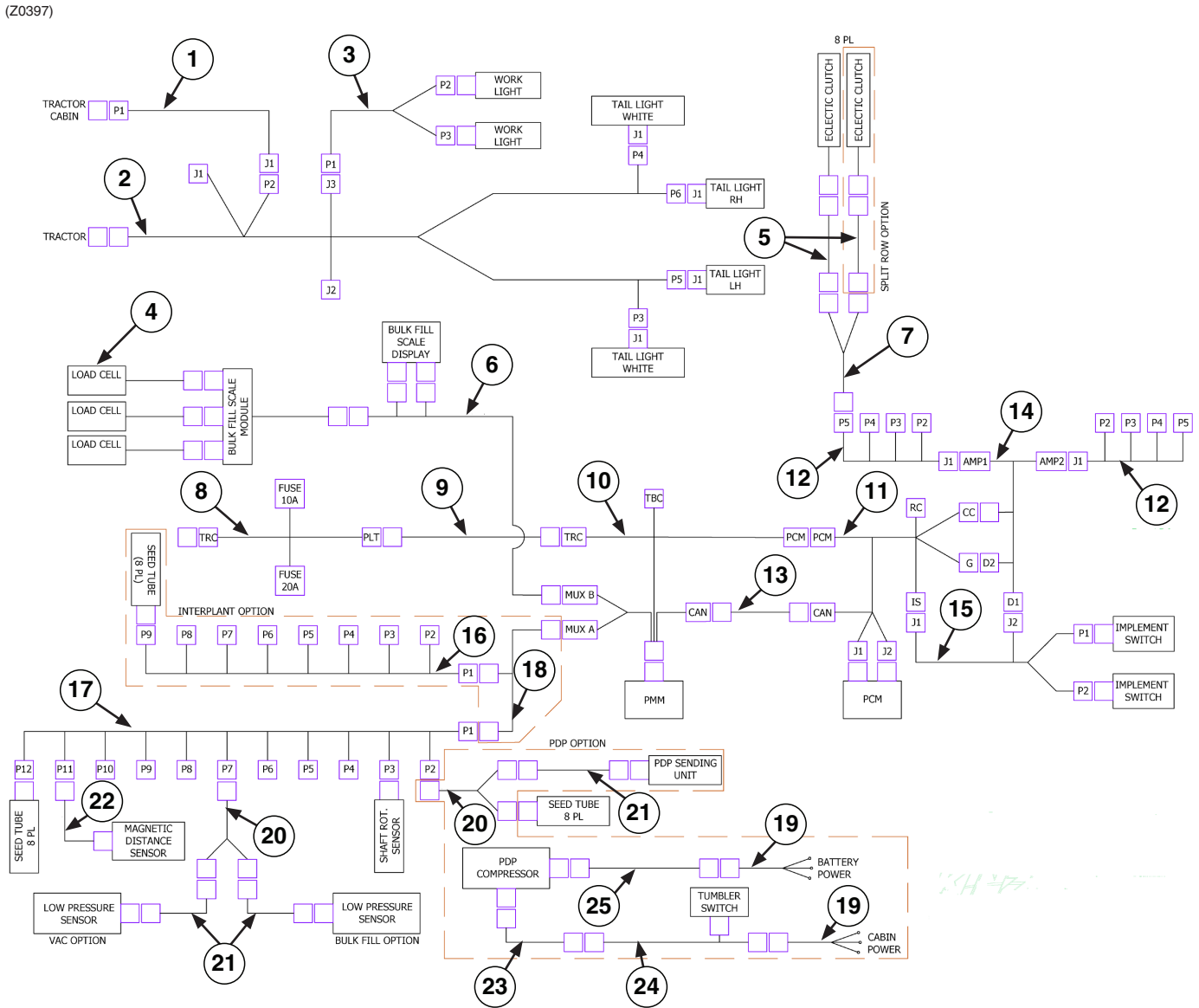
---

ITEM	PART NO.	QTY.	DESCRIPTION
1	GA22554-325	1	Ethernet Cable (M12 STR-M12 STR), 325"
2	GA22554-265	1	Ethernet Cable (M12 STR-M12 STR), 265"
3	GA22554-375	1	Ethernet Cable (M12 STR-M12 STR), 375"
4	GA22555-27	1	Ethernet Cable (M12 RA-M12 STR), 27"
5	GA24488-27	1	Ethernet Cable (M12 RA-M12 STR), 27"
6	GA22555-20	1	Ethernet Cable (M12 RA-M12 STR), 20"
7	GA22556-91	5	Ethernet Cable (M12 RA-M12 RA), 91"
8	GA22555-94	2	Ethernet Cable (M12 RA-M12 STR), 94"
9	GA22556-100	1	Ethernet Cable (M12 RA-M12 RA), 100"
10	GA25399-36	1	Ethernet Cable (RJ45-Female M12 STR), 36"
11	GA25406	1	Blue Vantage Dock/Tablet
12	GA24487-100	2	Ethernet Cable (M12 RA-M12 RA), 100"
13	GA24488-96	1	Ethernet Cable (M12 RA-M12 STR), 96"
14	GA24488-64	1	Ethernet Cable (M12 RA-M12 STR), 64"

(Z0436)

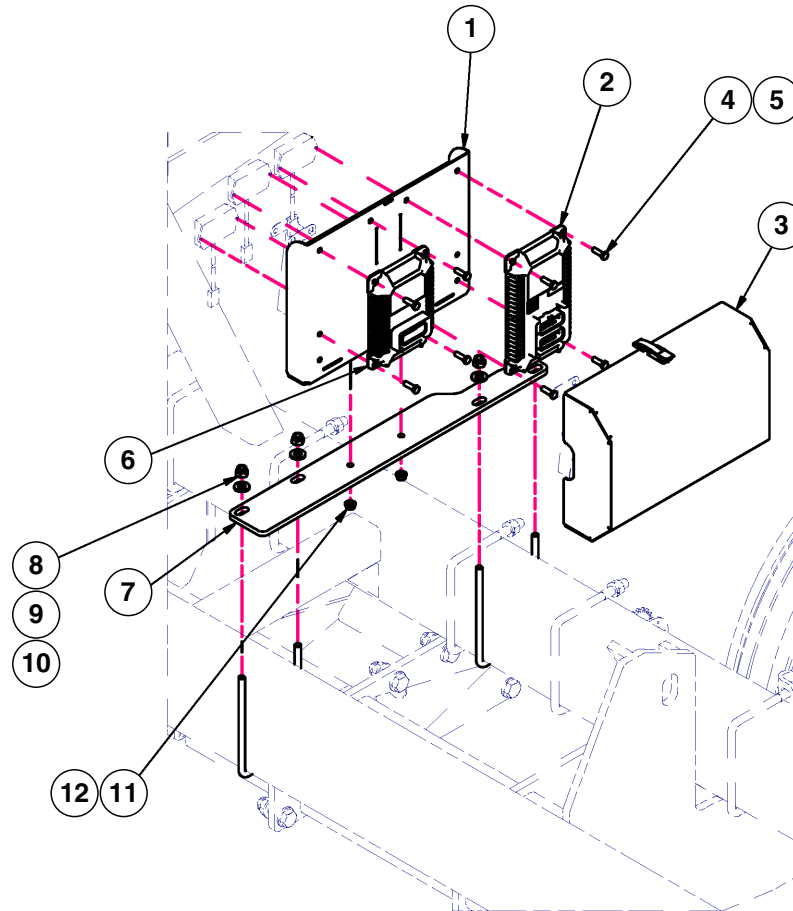


ITEM	PART NO.	QTY.	DESCRIPTION
1	GA25031	-	Tractor Console Harness
2	GA25030	-	Tractor Power Harness
3	GA25032	-	Tractor Power Harness Extension, 10' (Included)
	GA25033	-	Tractor Power Harness Extension, 16' (Optional)
4	GA25029	-	Row Unit Power Extension Harness
5	GA25039	-	Row Unit Seed Meter Harness
6	GA20711	-	Seed Meter Motor ESD Drain Harness
7	G10074701	-	Row Unit Split Row Power Harness
8	GA25784	-	Light Harness
9	GA16391	-	Compressor Harness, 40'
10	GA26878	-	<a href="#">See "Power Pack Assembly" on page P183</a>
11	GA26886	-	Row Unit Power Harness
12	GA26885	-	Worklight Harness
13	GA22547	-	Worklight Relay Harness
14	GA25817	-	Power Harness
15	G10074801	-	Rotation Harness
16	GA26883	-	Raise Harness
17	GA26884	-	Bulk Fill PDP Harness
18	GA25214	-	Wing IPP Harness
19	GA25038	-	Row Unit Seed Meter Harness
20	GA22522	-	Insecticide Harness
21	GA20712	-	Row Unit ESD Drain Harness



ITEM	PART NO.	QTY.	DESCRIPTION
1	GA25785	1	Work Light Switch Harness
2	GA25784	1	Light Harness
3	GA24605	1	Bulk Fill Work Lights Wire Harness
4	GA14135	3	Load Cell (-1.5 DB)
5	GA17200	2	Clutch Cable Adapter
6	GA14129	1	Power/Communication Cable
7	GA16393	1	Interplant Cable (2 Row)
8	GA17545	1	ISO Adapter Cable
9	GA17542	1	Universal Implement Cable
10	GA17546	1	Planter ISO Adapter Cable
11	GA15882	1	Product Control Module (PCM) Cable
12	GA25927	1	Clutch Harness, 8 Row 12V
13	GA15883	1	Can Jumper Cable
14	GA16375	1	Adapter Cable
15	GA25928	1	Implement Switch Extension Cable
16	GA8022	1	Monitor Harness, 6 Row
17	GA7850	1	Monitor Harness, 8 Row
18	GA7853	1	Y-Cable Adapter (2 Female/1 Male)
19	GA17547	2	Power Adapter Cable
20	GA13551	1	Harness, Tee Junction
21	GA12812	3	Adapter, Hall Effect
22	GA7859	1	Adapter, Coil Pick-Up
23	GA12858	1	Harness, PDP Control
24	GA13944	1	Harness, PDP Display
25	GA16391	1	Compressor Harness, 40'

(A26525)



ITEM	PART NO.	QTY.	DESCRIPTION
1	GA25411	1	PMM Mount
2	GA15288	1	Product Control Module (PCM)
3	GA25413	1	PMM Cover
4	G10019	8	Hex Head Cap Screw, 5/16"-18 x 1"
5	G10620	8	Serrated Flange Nut, 5/16"-18
6	GA15290	1	ISO Planter Monitor Module
7	GD36928	1	Mounting Plate
8	G10111	4	Lock Nut, 1/2"-13
9	G11389	4	Flat Washer, 1/2" Plated SAE
10	GD8306	2	U-Bolt, 7" x 5" x 1/2"-13
11	G10001	2	Hex Head Cap Screw, 3/8"-16 x 1"
12	G10622	2	Serrated Flange Nut, 3/8"-16

**This page left blank intentionally.**

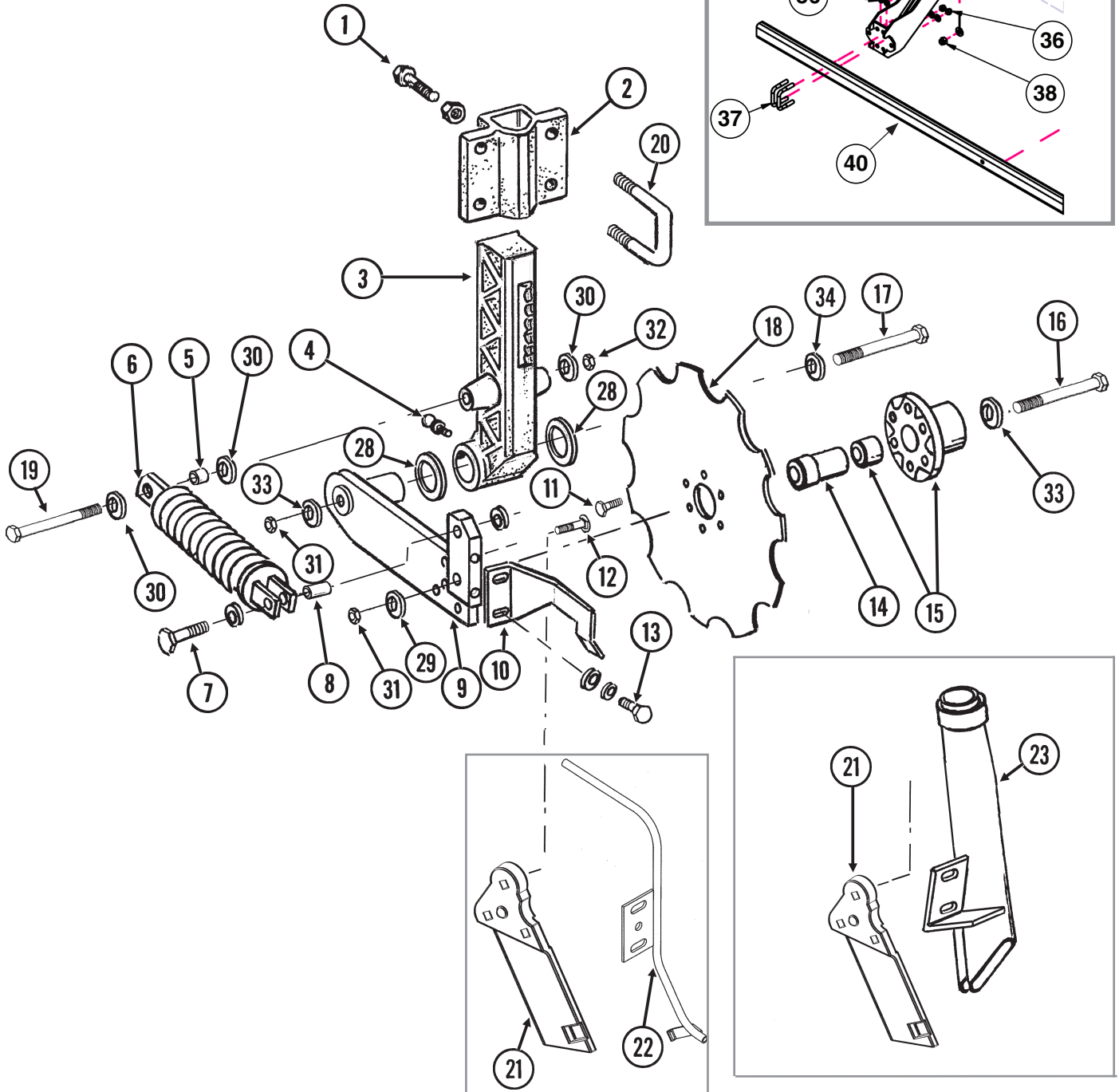
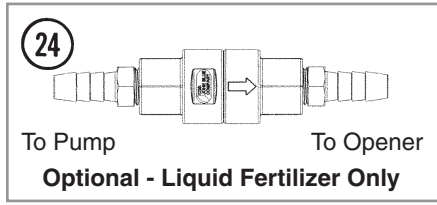
# Notched Single Disc Fertilizer Opener

Model 3505

M0311-02

FOC018(TWL34e/TWL34f/TWL34g/FRTZ268b/FRTZ208)

**NOTE: R.H. and L.H. is determined by which side of blade it is on in the direction of travel.**





## Notched Single Disc Fertilizer Opener

M0311-02

Model 3505

ITEM	PART NO.	QTY. (Per Assy.)	DESCRIPTION
1	G10017	3	Hex Head Cap Screw, 1/2"-13 x 1 1/2"
	G10102	3	Hex Nut, 1/2"-13
2	GB0405	1	Mount, L.H.
	GB0400	-	Mount, R.H. (Shown)
3	GB0296	1	Arm, 13 1/2"
4	G10640	1	Grease Fitting, 1/4"-28
5	GD12685	1	Bushing, 3/4" O.D. x 1/2" Long
6	GA6966	1	Compression Spring Assembly
7	G10047	1	Hex Head Cap Screw, 3/8"-16 x 1 3/4"
	G11387	2	Flat Washer, 3/8" SAE
	G10108	1	Lock Nut, 3/8"-16
8	GD1026	1	Sleeve, 1 3/16" Long
9	GA9433	1	Pivot Arm, L.H. (Shown)
	GA9434	-	Pivot Arm, R.H.
10	GD11557	1	Scraper, L.H. (Shown)
	GD11558	-	Scraper, R.H.
11	G10002	6	Hex Head Cap Screw, 3/8"-16 x 3/4"
12	G10306	3	Carriage Bolt, 3/8"-16 x 2"
	G10108	3	Lock Nut, 3/8"-16
13	G10991	2	Hex Head Cap Screw, 5/16"-18 x 7/8"
	G10232	2	Lock Washer, 5/16"
	G11386	6	Flat Washer, 5/16" SAE
14	GD12679	1	Stepped Spacer, 3" Long
15	GA9437	1	Hub W/Bearing
	GA8603	-	Bearing, Double Row (Included W/GA9437)
16	G10011	1	Hex Head Cap Screw, 5/8"-11 x 5 1/2"
17	G10046	1	Hex Head Cap Screw, 5/8"-11 x 5"
18	GD12676	1	Disc Blade, Notched, 16 3/4"
19	G10871	1	Hex Head Cap Screw, 1/2"-13 x 6"
20	GD13287	2	U-Bolt, 1 1/2" x 2 1/2" x 1/2"-13
	G11389	4	Flat Washer, 1/2" Plated SAE
	G10111	4	Lock Nut, 1/2"-13
21	GB0323	1	Knife, L.H. (Shown)
	GB0322	-	Knife, R.H.
22	GA12108	1	Drop Tube, Liquid Fertilizer (Shown)
	GA12109	-	Drop Tube, Liquid Fertilizer
23	GA10047	1	Drop Tube, L.H., Dry Fertilizer
	GA10048	-	Drop Tube, R.H., Dry Fertilizer (Shown)
27	GA9820	1	Opener Mount (Included W/GA9820)
	GD1113	2	U-Bolt, 5" x 7" x 5/8"-11 (Included W/GA9820)
	G10230	4	Lock Washer, 5/8" (Included W/GA9820)
	G10104	4	Hex Nut, 5/8"-11 (Included W/GA9820)
28	G10450	-	Machine Bushing, 1 1/2", 18 Gauge (As Required)
29	GD12677	1	Washer, 1 1/2" O.D., 7 Gauge, Hardened
30	G11389	-	Flat Washer, 1/2" Plated SAE
31	G10107	-	Lock Nut, 5/8"-11
32	G10111	-	Lock Nut, 1/2"-13
33	G11391	-	Flat Washer, 5/8" SAE
34	G10217	-	Washer, 5/8" USS
35	GA25749	6	Mount

Continued on the next page.

## Notched Single Disc Fertilizer Opener

Model 3505

M0311-02

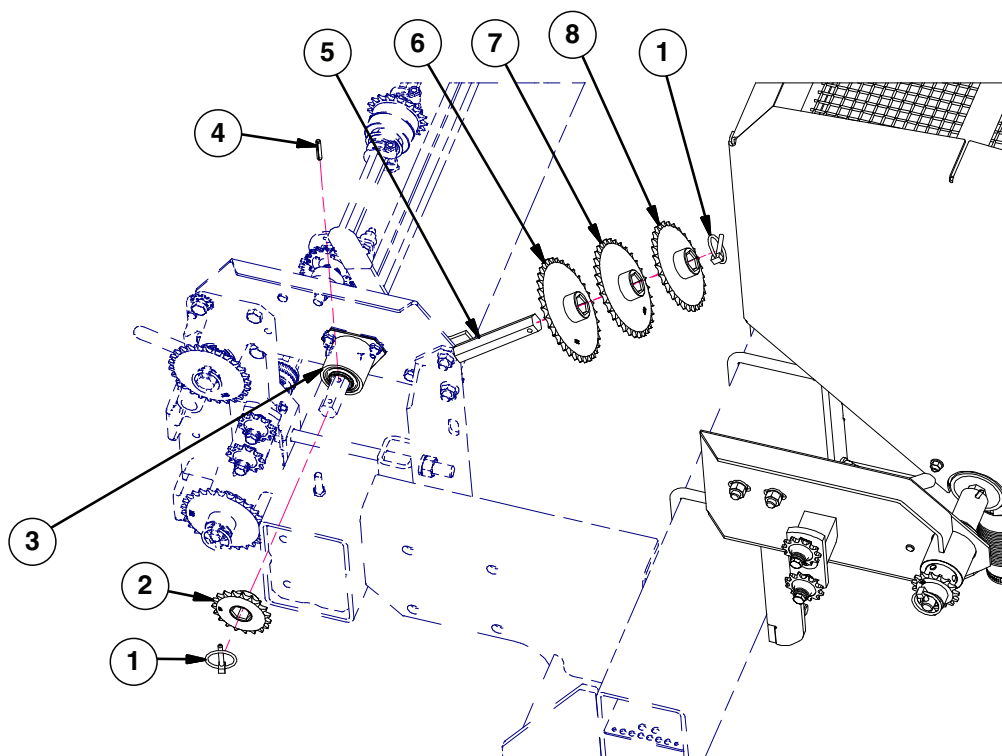
ITEM	PART NO.	QTY. (Per Assy.)	DESCRIPTION
36	G11389	24	Flat Washer, 1/2" Plated SAE
	G10111	26	Lock Nut, 1/2"-13
37	GD13287	12	U-Bolt, 1-1/2" x 2-1/2" x 1/2"-13
38	G10107	12	Lock Nut, 5/8"-11
	G11391	12	Flat Washer, 5/8" SAE
39	GD1113	6	U-Bolt, 5" x 7" x 5/8"-11
40	GD35732	2	Tube

# Dry Fertilizer Transmission Sprockets

M0311-02

Model 3505

(A25750)



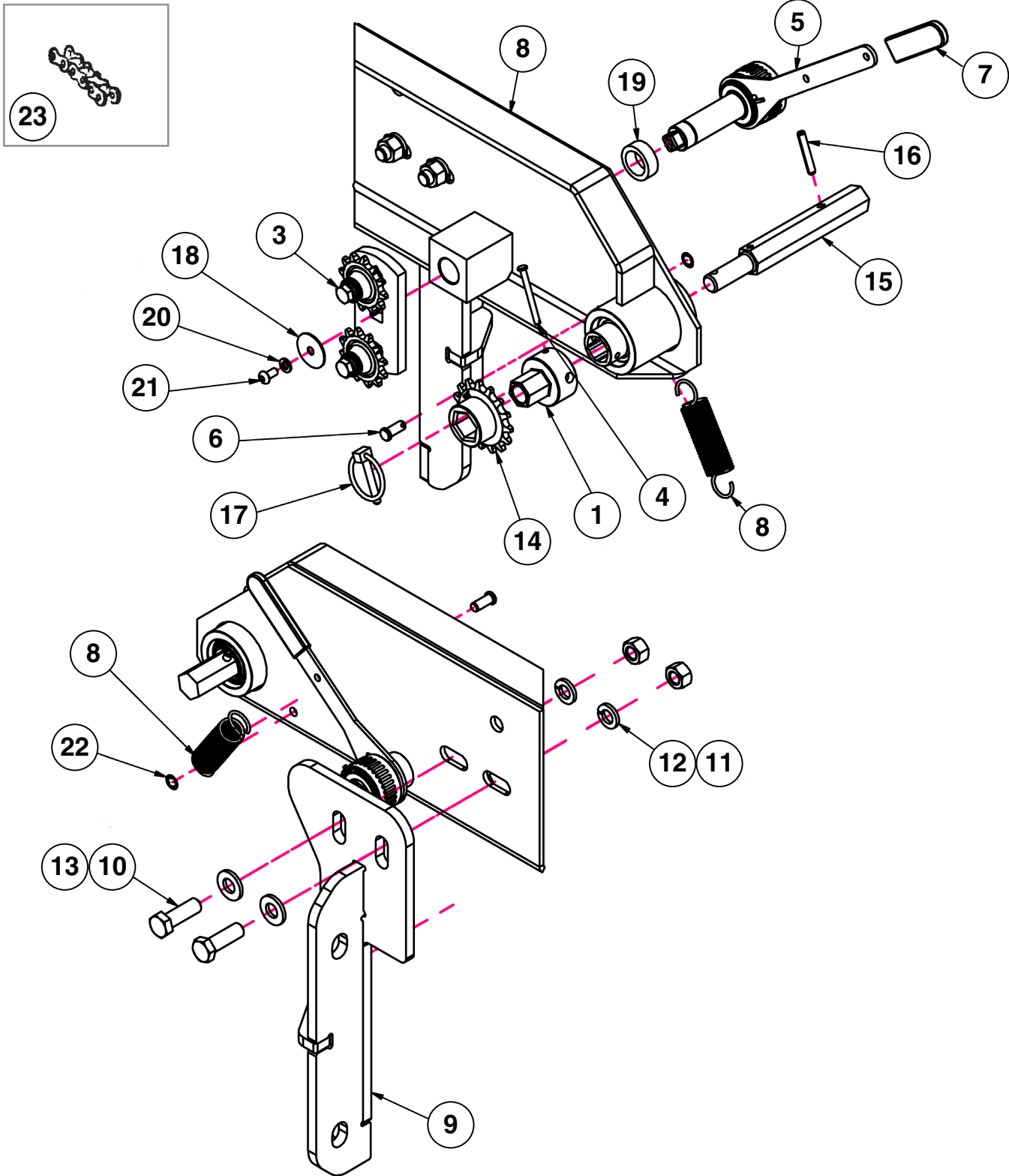
ITEM	PART NO.	QTY.	DESCRIPTION
1	GD2558	2	Lynch Pin, 1/4"
2	GA5107	1	Sprocket, 19 Tooth
3	GA5223	1	Spacer W/Bearing
4	G10602	1	Spring Pin, 1/4" x 1 1/2"
5	GA5229	1	Sprocket Storage Rod
6	GA6337	1	Sprocket, 35 Tooth
7	GA5115	1	Sprocket, 33 Tooth
8	GA5114	1	Sprocket, 30 Tooth

# Dry Fertilizer Transmission Assembly

Model 3505

M0311-02

(A26139)



## Dry Fertilizer Transmission Assembly

M0311-02

Model 3505

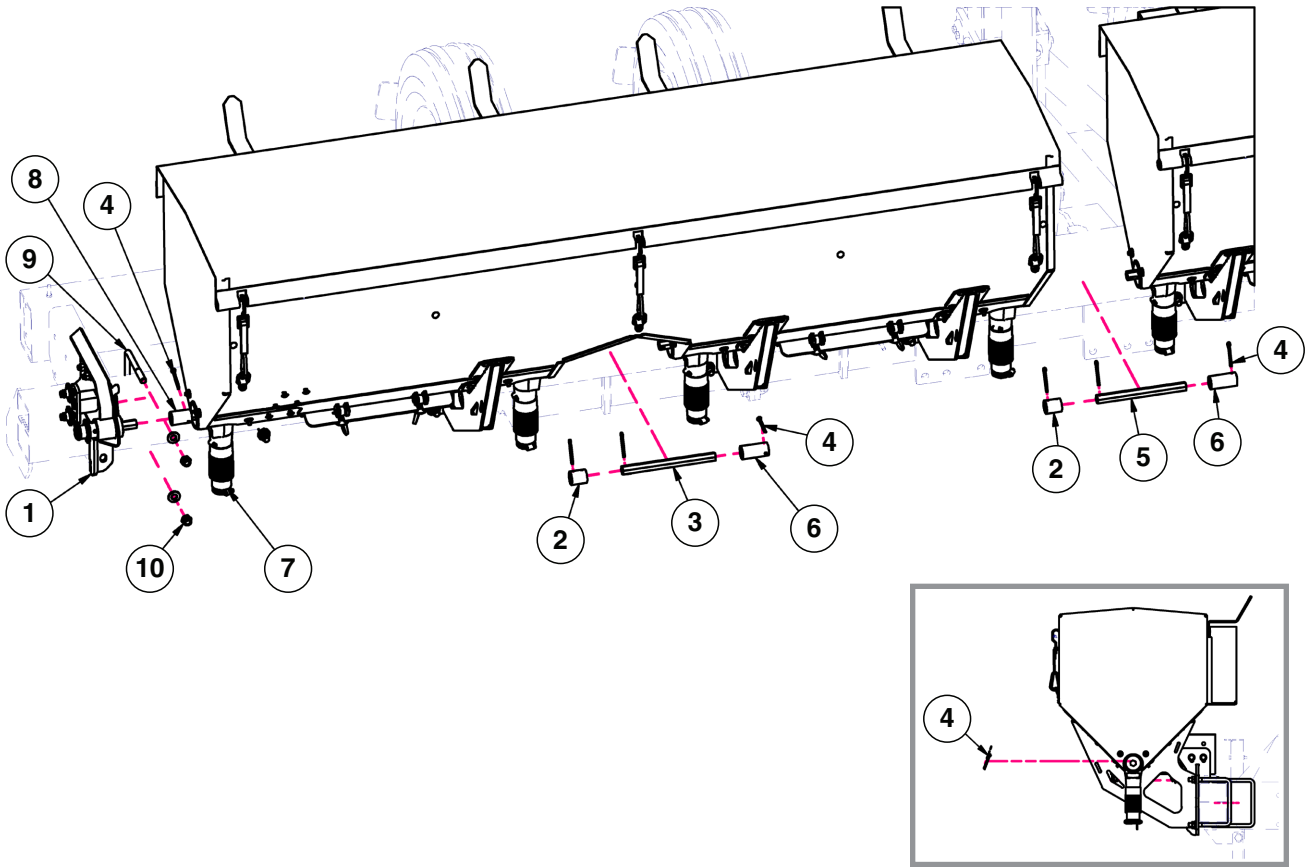
ITEM	PART NO.	QTY.	DESCRIPTION
1	GD7127	1	Shear Coupler
2	GA10030	1	Spring
3	GA7336	1	Idler
4	G10821	1	Clevis Pin, 3/16" x 2"
5	GD5857	1	Spring
6	G10408	1	Clevis Pin, 5/16" x 3/4"
7	G11078	1	Vinyl Cap
8	GA6579	1	Transmission Assembly
9	GA25892	1	Transmission Mount
10	G11389	2	Flat Washer, 1/2" Plated SAE
11	G10102	2	Hex Nut, 1/2"-13
12	G10228	2	Lock Washer, 1/2"
13	G10017	2	Hex Head Cap Screw, 1/2"-13 x 1 1/2"
14	GA5105	1	Sprocket, 15 Tooth
15	GD7870	1	Shaft, 7"
16	G10602	1	Spring Pin, 1/4" x 1 1/2"
17	GD2558	1	Lynch Pin, 1/4"
18	G11453	1	Fender Washer, 1/4"
19	GD2734-18	1	Sleeve, 1 1/4" O.D. x 7/16" Long
20	G10227	1	Lock Washer, 1/4"
21	G11100	1	Hex Socket Button Head Cap Screw, 1/4"-20 x 1/2", Grade 8
22	G10409	1	Retaining Ring, 5/16"
23	G3310-155	1	Chain, No. 40, 155 Pitch Including Connector Link And Offset Link

# Dry Fertilizer Couplers/Shfts

Model 3505

M0311-02

(A25750)



ITEM	PART NO.	QTY.	DESCRIPTION
1	---	-	<a href="#">See "Dry Fertilizer Transmission Assembly" on page P201</a>
	G3310-155	1	Chain No. 40, 155 Pitch
2	GD5886	3	Coupler, 1 3/4"
3	GD2548-10.75	2	Hex Shaft, 7/8" x 10 3/4" (1 Hole)
4	G10460	11	Cotter Pin, 1/4" x 2"
5	GD2548-10.25	1	Hex Shaft, 7/8" x 10 1/4" (1 Hole)
6	GD7867	3	Coupler, 3"
7	GA21239	8	Hose with clamps
8	GD5961	1	Coupler, 2-1/4"
9	GD1113	1	U-Bolt, 5" x 7" x 5/8"-11
10	G11391	2	Flat Washer, 5/8" SAE
	G10107	2	Lock Nut, 5/8"-11

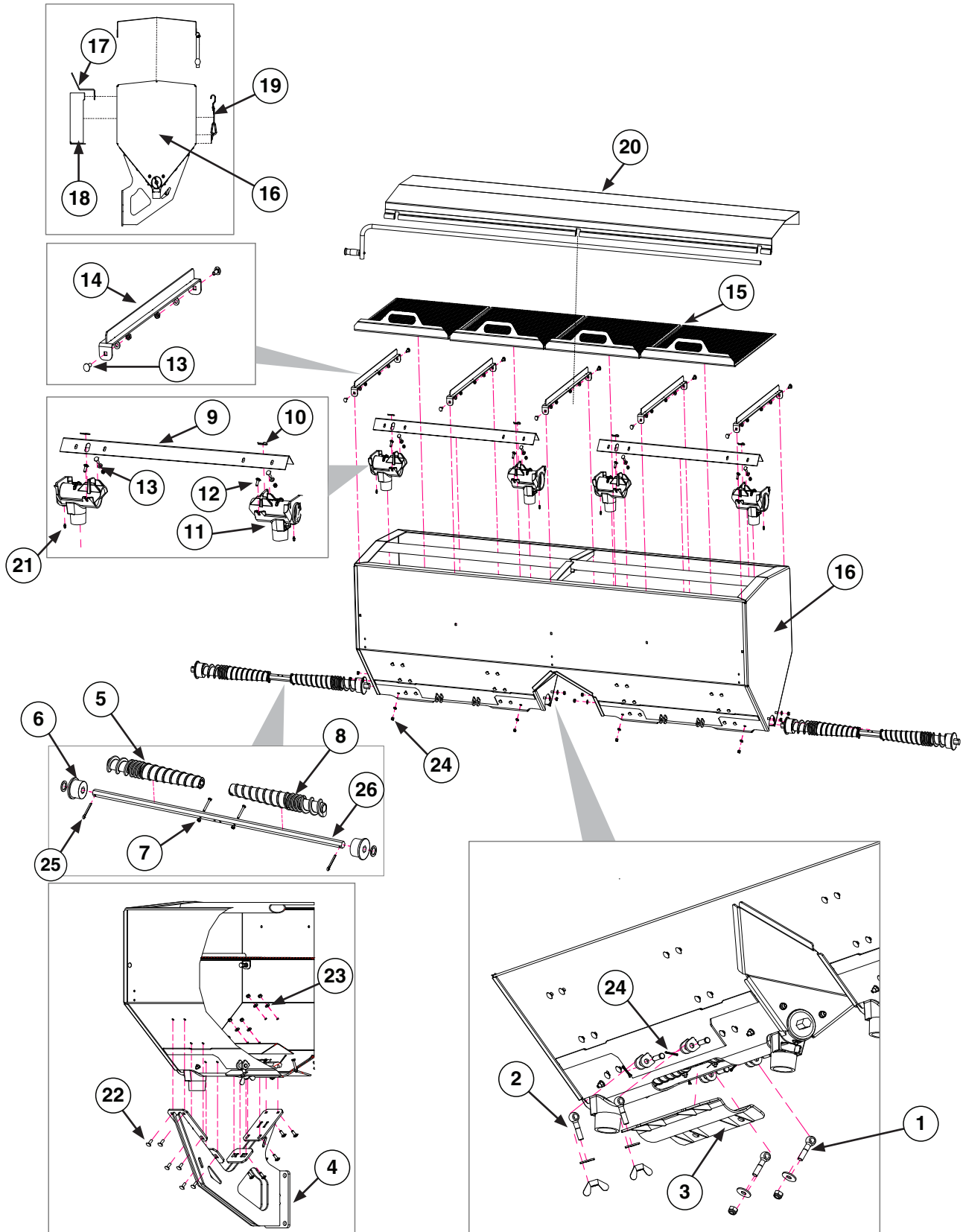
**This page left blank intentionally.**

# Dry Fertilizer Hopper and Mounts

Model 3505

M0311-02

(A25910)





## Dry Fertilizer Hopper and Mounts

M0311-02

Model 3505

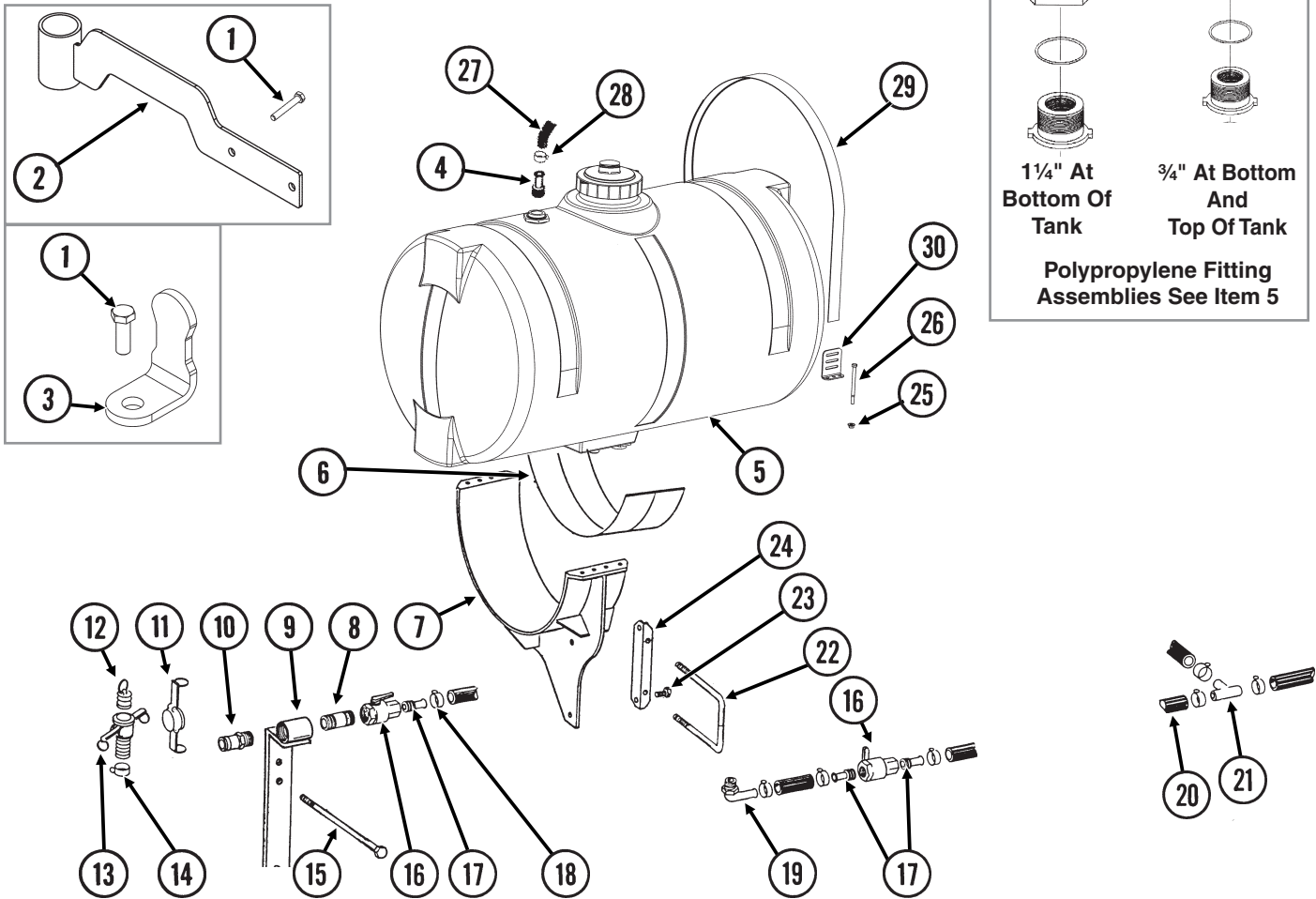
ITEM	PART NO.	QTY.	DESCRIPTION
1	G12215	4	Bolt, M12 x 60
	G12217	4	Washer, M12
	G12218	4	Lock Nut, M12
2	G12215	4	Bolt, M12 x 60
	G12217	4	Washer, M12
	G12216	4	Wing Lock Nut, M12
3	GA25908	2	Fertilizer door
4	GA25753	4	Mount
	GD1862	-	Tank Pad, 8" x 14' Roll
5	GB0199	1	Auger, L.H.
6	GB0200	2	Bearing
	G10233	2	Machine Bushing, 1 1/2" x 1/32", 10 Gauge (.1345")
7	G10103	2	Hex Nut, 1/4"-20
	G10638	2	Hex Head Cap Screw, 1/4"-20 x 2"
8	GB0198	1	Auger, R.H.
9	GD1207	2	Baffle
10	G10670	2	Hair Pin Clip, No. 3
11	GD1200	4	Outlet Housing
12	G11942	2	Bolt, 5/16"-18 x 1"
13	G10379	2	Washer, 5/16"
	G11950	2	Hex Nut, 5/16"-18
	G11942	2	Bolt, 5/16"-18 x 1"
14	GA25757	5	Stiffener
15	GA25909	4	Screen
16	GA27037	1	Hopper
17	GD35717	4	Clamp Catchers
18	GA27124	1	Clean-out Chute with Hooks
	GD35937	1	Clean-out Chute Bracket
	G10379	10	Flat Washer, 5/16"
	G11950	10	Hex Nut, 5/16"-18
	G11942	10	Bolt, 5/16"-18 x 1"
19	GD35684	3	Tie Down Ring .79" x 2.17"
	GD35667	3	Carabiner
	G11473	6	Hex Head Cap Screw, 1/4"-20 X 1/2"
	G10588	6	Hex Nut, 1/4"-20, Stainless Steel
20	GA25902	1	Handle
	GA25758	1	Tarp
	G11924	4	Hex Head Non Serrated Flange Self-Drilling Screw, No. #6-20 x 3/8"
	G10243	4	Flat Washer, No. 10 SAE
21	G10640	2	Lube Fitting, Straight, Short, 1/4"-28
22	G11942	12	Bolt, 5/16"-18 x 1"
23	G10379	12	Washer, 5/16"
	G11950	12	Hex Nut, 5/16"-18
24	G10451	8	Cotter Pin, 1/8" x 1"
	G11966	8	Clevis Pin, 7/16" x 1-1/2"
25	G10460	2	Cotter Pin, 1/4" x 2"
26	GD36260	1	Hex Fertilizer Auger Shaft, .875" x 43.75

# Liquid Fertilizer Tanks, Saddles, Mounts, Hoses, and Fittings

Model 3505

M0311-02

LFC012rev(FRTZ201e/PT51/TWL62C)



ITEM	PART NO.	QTY.	DESCRIPTION
1	G10004	-	Hex Head Cap Screw, 3/8"-16 x 1 1/4"
	G11091	-	Serrated Flange Nut, 3/8"-16
2	GA14112	2	Hose Guide
3	GD20060	2	Hose Bracket
4	G10626	-	Adapter, 1 1/4" NPT To Barb
5	GA14049	2	Tank W/Sealed Lid and Fittings, 150 Gallon
	GA16428	1	Lid, 7" W/Vacuum Breaker (Included W/GA14049)
	GA16157	1	Vacuum Breaker (Included W/GA16428)
	GR1708	-	3/4" Bulkhead Overflow Fitting Assembly (Overflow Fitting, Nut, Bushing, And O-Ring) (Top And Bottom Of Tank) (Included W/GA14049)
	GR0508	-	1 1/4" Polypropylene Fitting Assembly (Nut, Bushing, and O-Ring) (Bottom Of Tank) (Included W/GA14049)
	GR1941	1	Lid Seal (Included W/GA14049)
6	GD1862	1	Pad, 8" x 14" (For Two 30" Tanks)
7	GA7375	-	Tank Mount (2 Per Tank)
8	G10619	-	Close Nipple, 1 1/4" NPT
9	GA5917	1	Quick Fill Mount
10	GD1514	1	Adapter, 1 1/4" Male NPT To Cam Lock
11	GD1515	1	Dust Cap, 1 1/4" Cam Lock
12	GD1517	1	Dust Plug, 1 1/4" Male Cam Lock
13	GD1516	1	Adapter, 1 1/4" Barb To Female Cam Lock

## Liquid Fertilizer Tanks, Saddles, Mounts, Hoses, and Fittings

M0311-02

Model 3505

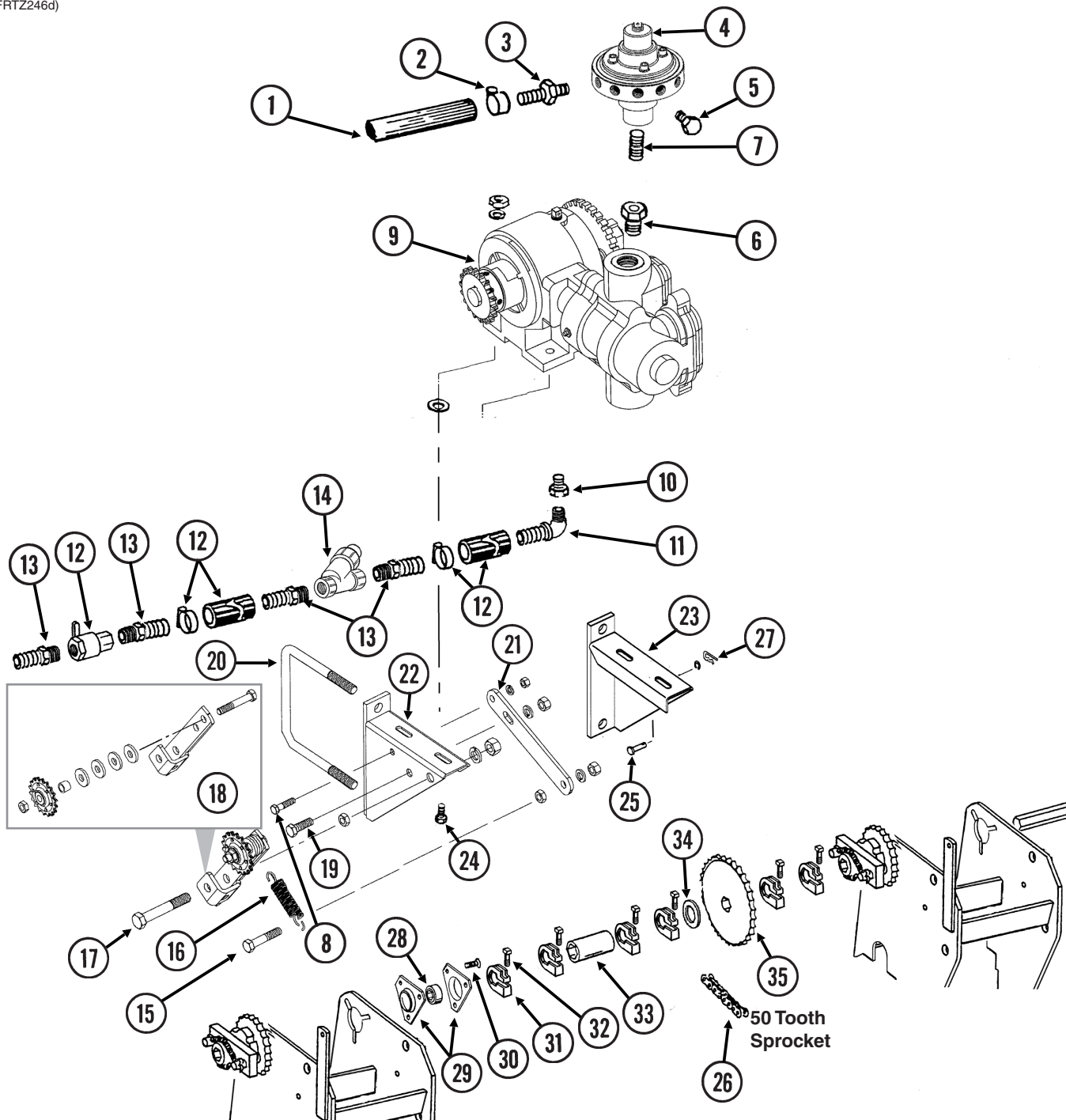
ITEM	PART NO.	QTY.	DESCRIPTION
14	G10672	1	Hose Clamp, No. 28
15	G10829	2	Hex Head Cap Screw, 1/2"-13 x 6 1/2" (Used Between Light Assembly And Quick Fill Mount)
	G11389	2	Flat Washer, 1/2" SAE
	G10228	2	Lock Washer, 1/2"
	G10102	2	Hex Nut, 1/2"-13
16	GA4976	-	Shutoff Valve, 1 1/4" NPT
	GR1015	-	Body O-Ring (Included W/GA4976)
	GR1016	-	Stem O-Ring (Included W/GA4976)
	GR1017	-	Teflon Seat (Included W/GA4976)
	GR1018	-	Ball (Included W/GA4976)
	GR1019	-	Handle (Included W/GA4976)
17	G10626	-	Adapter, 1 1/4" NPT To Barb
18	G10674	-	Hose Clamp, No. 24
19	G10629	2	Elbow, 90°, 1 1/4" NPT To Barb
20	G4200-02	1	Hose, 1 1/4" x 27', 6 Row 30"
	G4200-03	-	Hose, 1 1/4" x 32', 8 Row 30"
21	G10633	1	Tee, 1 1/4" Barb
22	GD1747	4	U-Bolt, 5" x 7" x 3/4"-10
	G10231	8	Lock Washer, 3/4"
	G10105	8	Hex Nut, 3/4"-10
23	G10007	-	Hex Head Cap Screw, 5/8"-11 x 1 1/2"
	G10230	-	Lock Washer, 5/8"
	G10104	-	Hex Nut, 5/8"-11
24	GD10110	-	Mounting Angle (2 Per Tank)
25	G10901	16	Lock Nut, 3/8"-16
26	G10485	16	Hex Head Tap Bolt, 3/8"-16 x 5"
27	G4602-01	1	Black Helix Hose, 1 1/4" x 18'
28	G10674	4	Hose Clamp, No. 24
29	GD11124	4	Strap, 84"
30	GD11123	8	Anchor (Sub GA8114)

# Liquid Fertilizer Piston Pump Mounting Brackets and Driveline

Model 3505

M0311-02

(FRTZ246d)



ITEM	PART NO.	QTY.	DESCRIPTION
1	G4301-02	-	Hose, 3/8" x 50', 6 Row 30"
	G4301-04	-	Hose, 3/8" x 100', 8 Row 30"
2	G10681	8	Hose Clamp, No. 6 (As Required)
3	GD11700	-	Adapter, 1/4" NPT To 3/8" Barb (As Required)
4	---	-	<a href="#">See "Liquid Fertilizer Piston Pump Flow Divider" on page P213</a>
5	G10292	-	Pipe Plug, 1/4" NPT (As Required)
6	G11237	1	Reducing Bushing, 1 1/2" Male NPT To 3/4" Female
7	G10994	1	Close Nipple, 3/4" NPT, Stainless Steel

## Liquid Fertilizer Piston Pump Mounting Brackets and Driveline

M0311-02

Model 3505

ITEM	PART NO.	QTY.	DESCRIPTION
8	G10003	1	Hex Head Cap Screw, 3/8"-16 x 1 1/2"
	G10229	1	Lock Washer, 3/8"
	G10101	1	Hex Nut, 3/8"-16
9	---	-	<a href="#">See "Liquid Fertilizer Piston Pump Uses 18 Tooth Sprocket" on page P211</a>
10	G10615	1	Reducing Bushing, 1 1/2" Male NPT To 1 1/4" Female
11	G10629	1	Elbow, 90°, 1 1/4" NPT To Barb
12	---	-	<a href="#">See "Liquid Fertilizer Tanks, Saddles, Mounts, Hoses, and Fittings" on page P207</a>
13	G10626	4	Adapter, 1 1/4" NPT To Barb
14	GA3893	1	Strainer Complete
	GR0880	-	Screen, No. 40 Mesh (Included W/GA3893)
	GR0881	-	Gasket (Included W/GA3893)
	GR0882	-	Y-Body (Included W/GA3893)
	GR0883	-	End Cap (Included W/GA3893)
15	G10053	1	Hex Head Cap Screw, 1/2"-13 x 2 1/2"
	G10228	1	Lock Washer, 1/2"
	G10501	1	Hex Jam Nut, 1/2"-13, Grade 2
	G10102	1	Hex Nut, 1/2"-13
16	GD5857	1	Spring
17	G10036	1	Hex Head Cap Screw, 5/8"-11 x 4"
	G10230	1	Lock Washer, 5/8"
	G10503	1	Hex Jam Nut, 5/8"-11, Grade 2
	G10104	1	Hex Nut, 5/8"-11
18	GA11024	1	Idler W/Sprocket And Hardware
	GA7154	1	Sprocket W/Bearing, 18 Tooth (Included W/GA11024)
	G10038	1	Hex Head Cap Screw, 1/2"-13 x 3" (Included W/GA11024)
	G10168	4	Machine Bushing, 1/2", 7 Gauge (Included W/GA11024)
	GD11158	1	Spacer, 3/4" O.D. x 9/16" Long (Included W/GA11024)
	G10501	1	Hex Jam Nut, 1/2"-13, Grade 2 (Included W/GA11024)
19	G10037	1	Hex Head Cap Screw, 1/2"-13 x 1 1/4"
	G10228	1	Lock Washer, 1/2"
	G10102	1	Hex Nut, 1/2"-13
20	GD1113	2	U-Bolt, 5" x 7" x 5/8"-11
	G10230	4	Lock Washer, 5/8"
	G10104	4	Hex Nut, 5/8"-11
21	GD16157	1	Bracket
22	GA10603	1	Pump Mount, L.H.
23	GA4620	1	Pump Mount, R.H.
24	G10001	4	Hex Head Cap Screw, 3/8"-16 x 1"
	GR1122	4	Mounting Pad
	G11387	4	Flat Washer, 3/8" SAE
	G10229	4	Lock Washer, 3/8"
	G10101	4	Hex Nut, 3/8"-16
25	G10478	1	Clevis Pin, 5/16" x 1"
	G10409	1	Retaining Ring, 5/16"
26	G3310-88	1	Chain, No. 40, 88 Pitch Including Connector Link
	GR0912	-	Connector Link, No. 40
27	G10670	1	Hair Pin Clip, No. 3
28	G2100-03	1	Bearing, 7/8" Hex Bore, Spherical
29	G3400-01	2	Flangette
30	G10303	3	Carriage Bolt, 5/16"-18 x 1"
	G10620	3	Serrated Flange Nut, 5/16"-18
31	GD11045	5	Lock Clamp
32	G10130	5	Square Head Machine Bolt, 5/16"-18 x 1 3/4"
	G10923	5	Flange Nut, 5/16"-18, No Serration
33	GD1719	1	Coupler, 4"
34	G10233	1	Machine Bushing, 1 1/2" x 1/32", 10 Gauge
35	GA5194	1	Sprocket, 50 Tooth

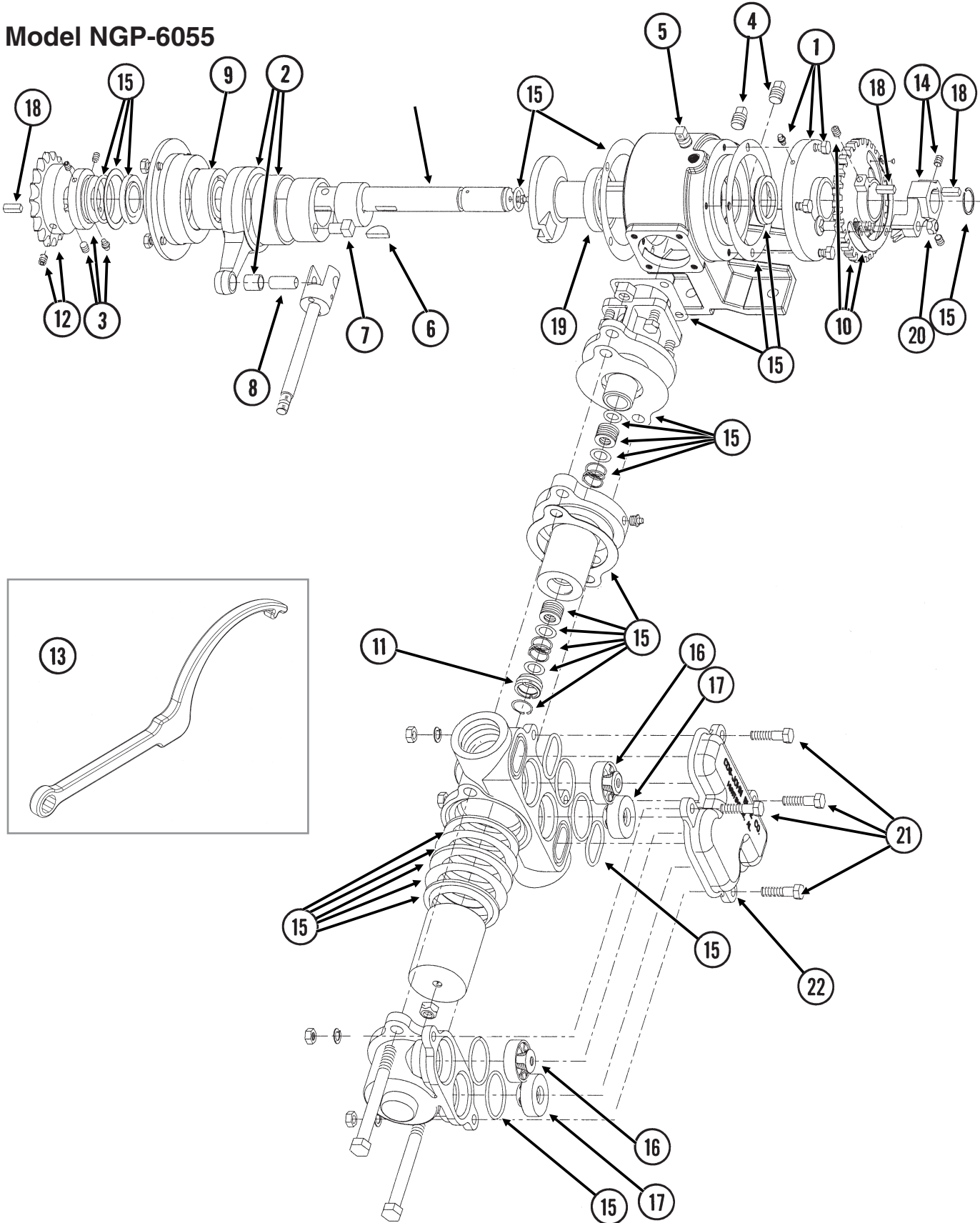
# Liquid Fertilizer Piston Pump Uses 18 Tooth Sprocket

Model 3505

M0311-02

(A12335a/GR1808)

## Model NGP-6055



## Liquid Fertilizer Piston Pump Uses 18 Tooth Sprocket

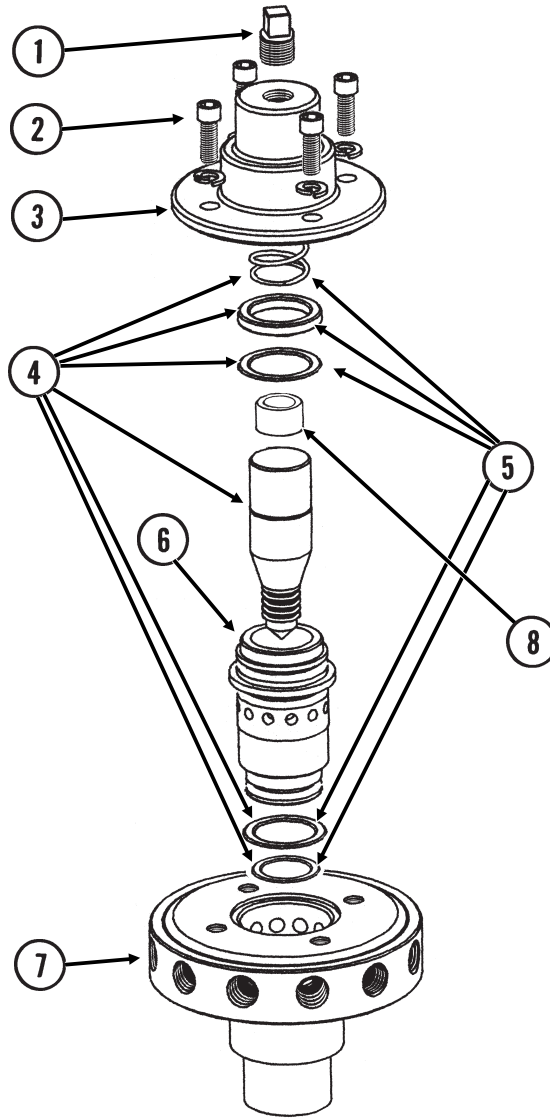
M0311-02

Model 3505

ITEM	PART NO.	QTY.	DESCRIPTION
1	GR1804	1	Flange Cover Assembly
	G10991	4	Hex Head Cap Screw, 5/16"-18 x 7/8"
2	GR1802	1	Connecting Rod Assembly
3	GR1801	1	Spacer Assembly
	G10693	3	Hex Socket Head Set Screw, 5/16"-18 x 3/8"
4	GR1123	2	Plug
5	GR1543	1	Vent Plug
6	GR1112	1	Woodruff Key
7	GR1120	1	Eccentric Pin
8	GR1124	1	Pin
9	GR1104	1	Bearing
10	GR1805	1	Setting Hub Assembly
11	GR1134	1	Stuffing Box Insert
12	GR1389	1	Sprocket, 18 Tooth
13	GR1808	1	Adjustment Wrench
14	GR1806	1	Setting Pointer Assembly
15	GR1795	1	Repair Kit, Includes: (6) Gaskets, (9) O-Rings, (4) Washers, (1) Retaining Ring, (2) Oil Seals, (1) Snap Ring, (1) Thrust Washer, (1) Rod Bushing, (2) Flange Plunger Packings, (2) Packing Springs, (2) Rod Vee Packing Sets
16	GR1799	2	Discharge Valve Assembly
17	GR1797	2	Suction Valve Assembly
18	GR1118	3	Setting Arm Key
19	GR1116	1	Bearing
20	G10306	1	Carriage Bolt, 3/8"-16 x 2"
	G10108	1	Lock Nut, 3/8"-16
21	G10003	4	Hex Head Cap Screw, 3/8"-16 x 1 1/2"
	G11387	4	Flat Washer, 3/8" SAE
	G10229	4	Lock Washer, 3/8"
	G10101	4	Hex Nut, 3/8"-16
22	GR2003	1	Valve Cover
23	GR2185	1	Crankshaft
A	GA12330	-	Piston Pump Complete W/18 Tooth Sprocket (Model NGP-6055)

(FRTZ159/PT40a/FRTZ202c)

Model FD-1200 Flow Divider, 12 Outlet



3/4" NPT



## Liquid Fertilizer Piston Pump Flow Divider

M0311-02

Model 3505

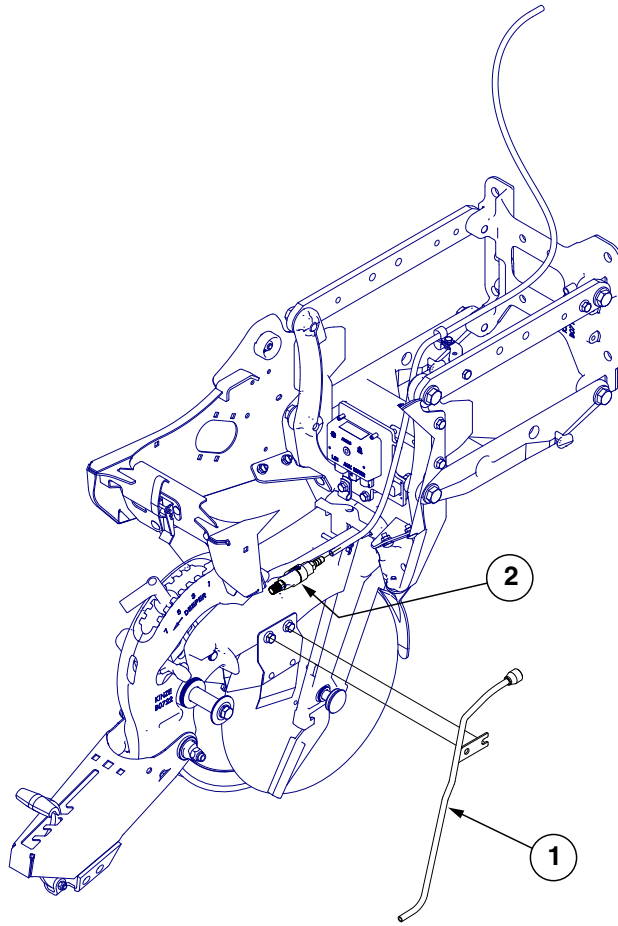
ITEM	PART NO.	QTY.	DESCRIPTION
1	GR1543	1	Vent Plug
2	GR1542	4	Hex Socket Head Screw, 1/4"-20 x 3/4"
	GR1541	4	Lock Washer, 1/4", Stainless Steel
3	GR1540	1	Cap
4	GR1544	1	Needle Assembly W/Seal Kit (Item 22)
5	GR1545	1	Seal Kit, Includes: (3) O-Rings, (1) Seal, (1) Spring
6	GR1535	1	Sleeve
7	GR1533	1	Body (12 Outlets)
8	GR1574	-	Sleeve, 1" O.D. x 1/2" Long, Stainless Steel
A	GA8931	1	Liquid Fertilizer Piston Pump Flow Divider Complete, 12 Outlet (Model FD-1200)

# Liquid Fertilizer Tube In Furrow

Model 3505

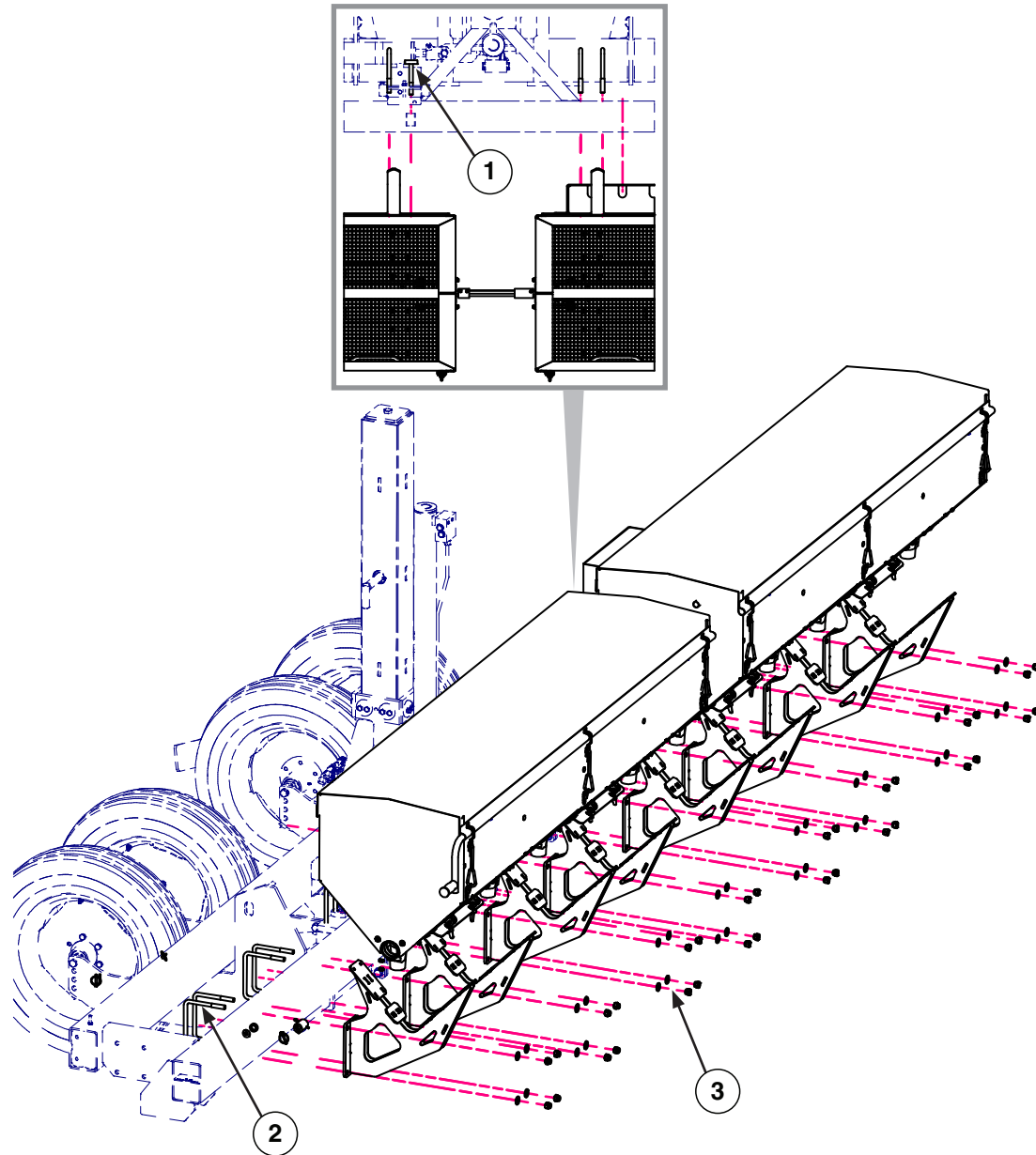
M0311-02

(A18821a)



ITEM	PART NO.	QTY.	DESCRIPTION
1	GA18822	-	Liquid Fertilizer Tube
2	GA20583	-	Check Valve Assembly

(A25750)



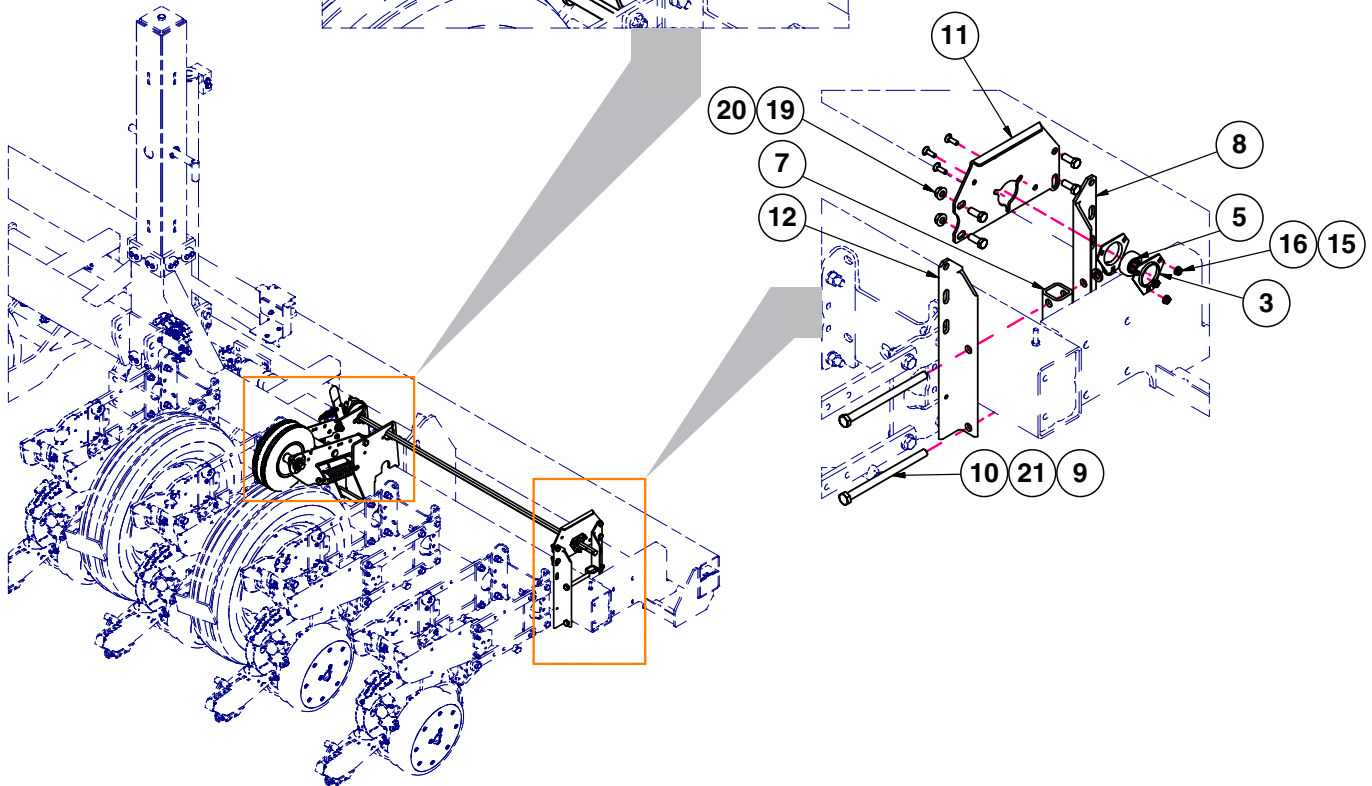
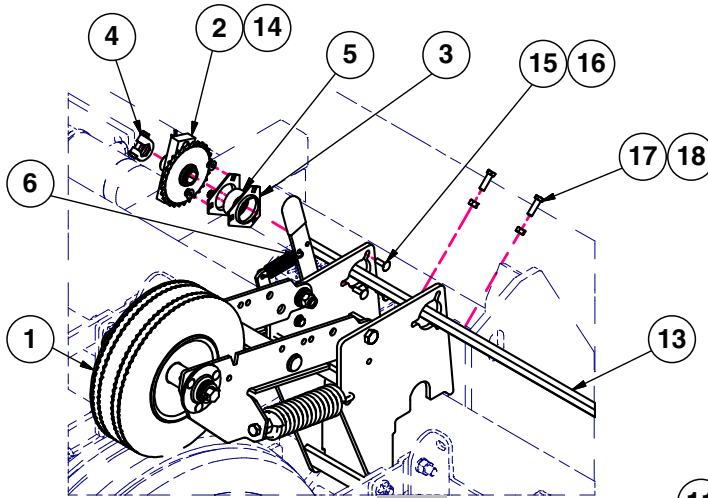
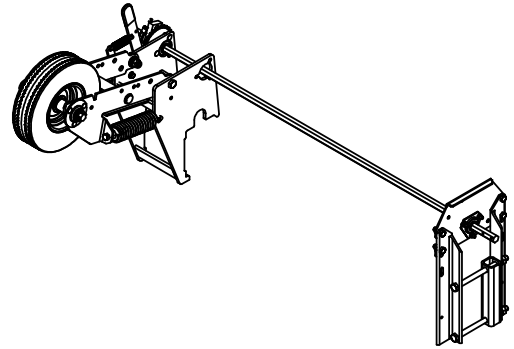
ITEM	PART NO.	QTY.	DESCRIPTION
1	GA13587	2	T-Bolt, 5/8"-11 x 5"
2	GD1113	15	U-Bolt, 4" x 7" x 1/2"-13
3	G11391	32	Flat Washer, 5/8" SAE
	G10107	32	Lock Nut, 5/8"-11

Ground Contact Drive Add-On For Fertilizer (For Blue Drive Planters)

Model 3505

M0311-02

(A27177)



## Ground Contact Drive Add-On For Fertilizer

M0311-02

Model 3505

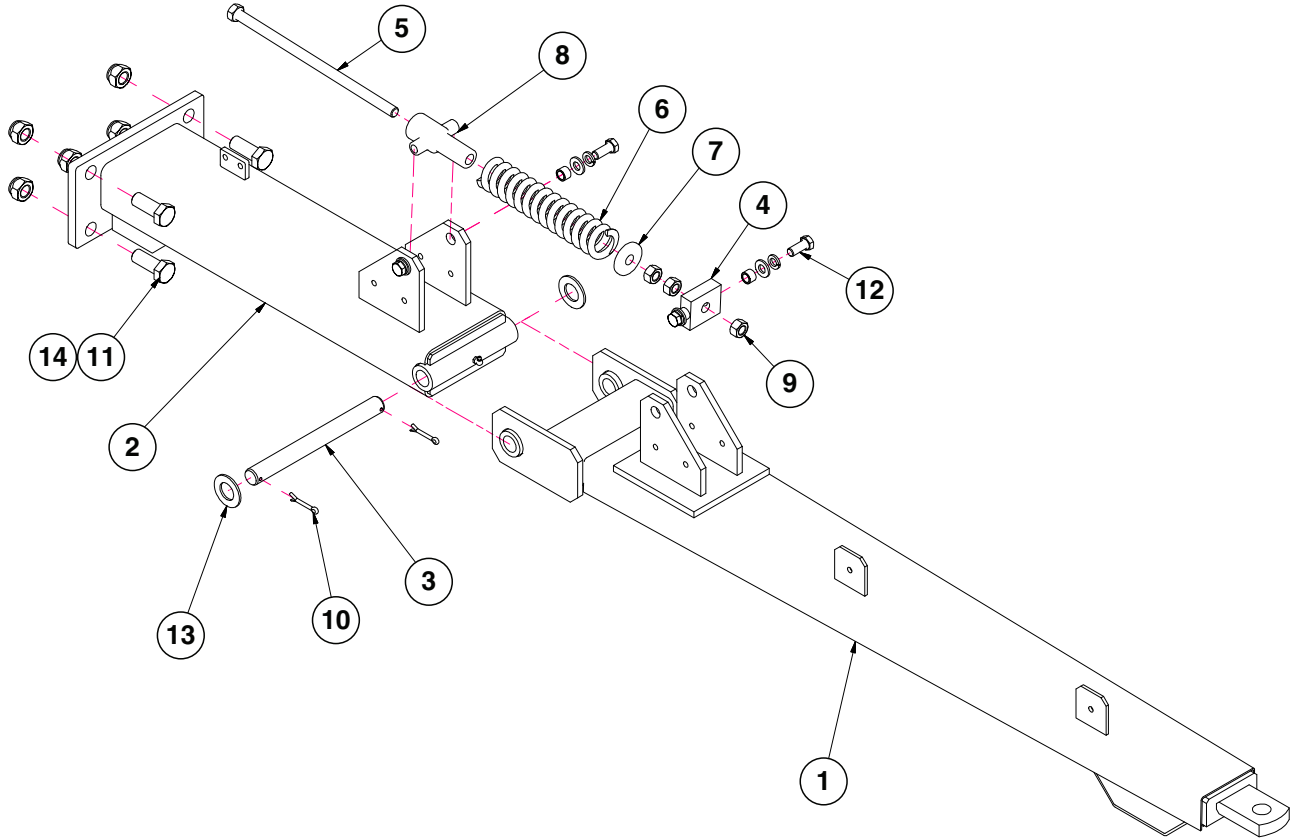
ITEM	PART NO.	QTY.	DESCRIPTION
1	---	-	Contact Drive Cross Reference
2	GA5164	1	Ratchet/Sprocket Assembly
3	G3400-01	4	Flangette
4	GA11331	1	Hex Lock Clamp Assembly
5	G2100-03	2	Bearing, 7/8" Hex Bore, Spherical
6	---	-	Idler Arm Cross Reference
7	GD9047	1	Spacer
8	GD30624	1	Anlge Support
9	G10230	2	Lock Washer, 5/8"
10	G10104	2	Hex Nut, 5/8"-11
11	GD36878	1	Reverser Plate
12	GD36879	1	Support Angle, L.H.
13	G10020001	1	Drive Shaft, 7/8" x 64"
14	G3310-116	1	Chain, No. 40, 116 Pitch Including Connector Link
15	G10303	6	Carriage Bolt, 5/16"-18 x 1"
16	G10620	6	Serrated Flange Nut, 5/16"-18
17	G10004	2	Hex Head Cap Screw, 3/8"-16 x 1 1/4"
18	G10101	2	Hex Nut, 3/8"-16
19	G10037	4	Hex Head Cap Screw, 1/2"-13 x 1 1/4"
20	G10071	4	Serrated Flange Nut, 1/2"-13
21	G10152	2	Hex Head Cap Screw, 5/8"-11 x 9"

# Rear Trailer Hitch

Model 3505


M0311-02

(A27126)



ITEM	PART NO.	QTY.	DESCRIPTION
1	GA6961	1	Hitch
2	GA27127	1	Hitch
3	GD3547	1	Pin, 1 1/4" x 12 3/4"
4	GD7908	1	Tap Block
5	GD7907	1	Special Bolt
6	GD2115	1	Spring
7	GD34923	1	Spring Seat
8	GB0206	1	Rod Guide
9	G10105	3	Hex Nut, 3/4"-10
10	G10460	2	Cotter Pin, 1/4" x 2"
11	G10826	5	Hex Head Cap Screw, 1"-8 x 2 1/2"
12	G10007	4	Hex Head Cap Screw, 5/8"-11 x 1 1/2"
	G10230	4	Lock Washer, 5/8"
	G11391	4	Flat Washer, 5/8" SAE
	GB0218	4	Bushing, 21/32" I.D. x 7/8" O.D. x 19/32" Long
13	G11396	2	Flat Washer, 1 1/4" SAE
14	G10396	5	Lock Nut, 1"-8

**This page left blank intentionally.**





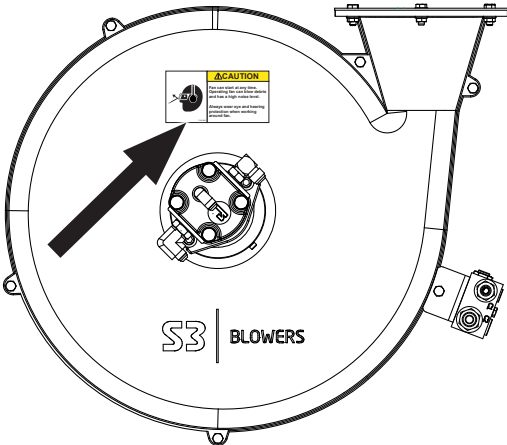




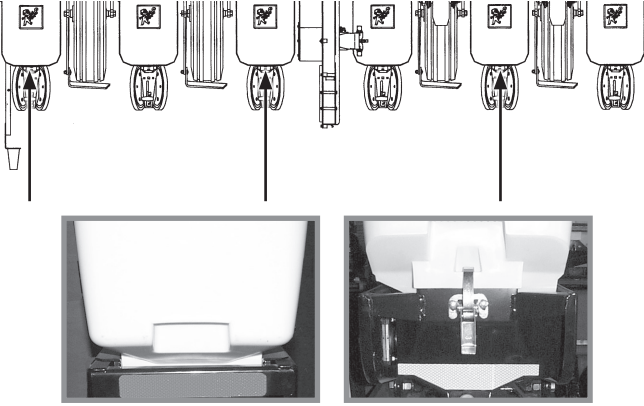



Part No.: GD2199  
 Description: SMV Sign  
 Quantity: 1

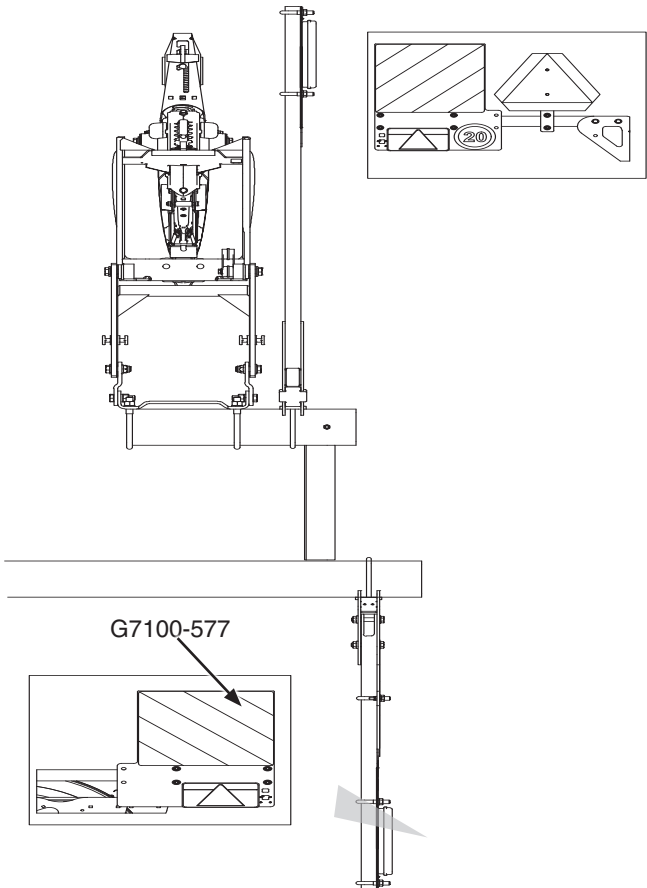
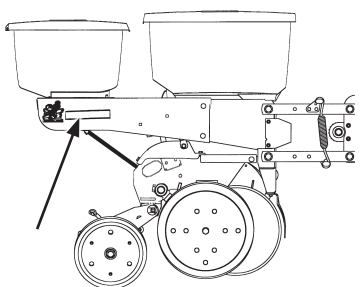



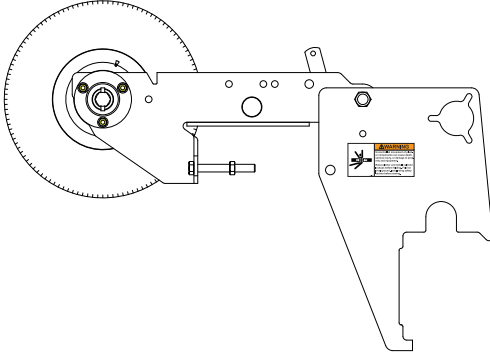





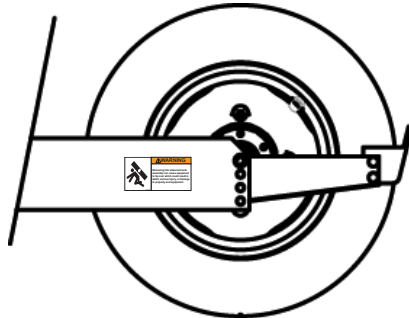

Part No.: English version- G7100-385  
 Russian version- G7100-385RUS  
 Bulgarian version- G7100-385BGR  
 Romanian version- G7100-385ROU  
 Ukrainian version- G7100-385UKR  
 Description: Decal, Warning  
 Quantity: 2 (1 On Each End of Planter Frame)






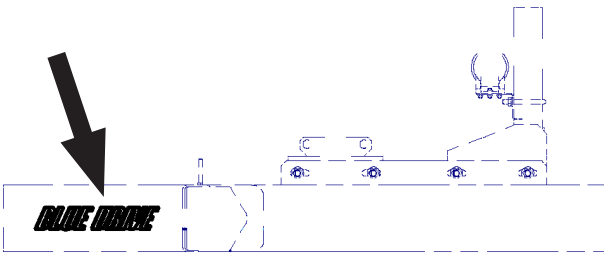


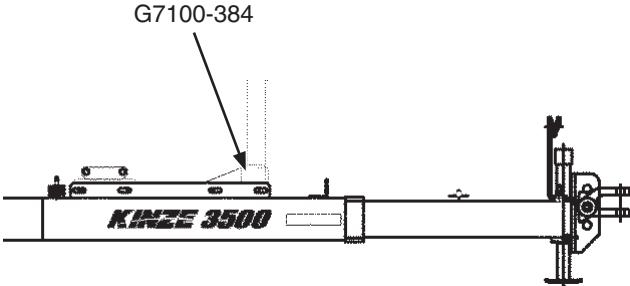

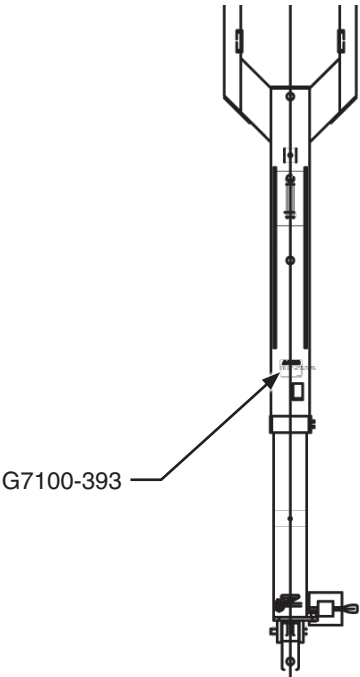

 <p>G7100-397</p> <p>G7100-385</p>	 <p><b>WARNING</b></p> <p>Row marker can lower at any time and could cause death or serious injury.</p> <p>Stay away from row markers!</p> <p>Install safety lockup device when not in use.</p>
<p>Part No.: English version- G7100-397          Russian version- G7100-397RUS          Bulgarian version- G7100-397BGR          Romanian version- G7100-397ROU          Ukrainian version- G7100-397UKR</p> <p>Description: Decal, Warning</p> <p>Quantity: 1 (Per Row Marker Cylinder - Conventional)          4 (2 Per Row Marker)</p>	 <p><b>WARNING</b></p> <p>Uncontrolled machine movement can crush resulting in death, serious injury, or damage to property and equipment.</p> <p>Install safety lockup devices before working under or transporting this equipment.</p>
<p>Part No.: English version- G7100-385          Russian version- G7100-385RUS          Bulgarian version- G7100-385BGR          Romanian version- G7100-385ROU          Ukrainian version- G7100-385UKR</p> <p>Description: Decal, Warning</p> <p>Quantity: 1 (Located On Interplant Lift Cylinder Lockup)</p>	 <p><b>CAUTION</b></p> <p>Fan can start at any time. Operating fan can blow debris and has a high noise level.</p> <p>Always wear eye and hearing protection when working around fan.</p> <p>Part No.: English version- G7100-392          Russian version- G7100-392RUS          Bulgarian version- G7100-392BGR          Romanian version- G7100-392ROU          Ukrainian version- G7100-392UKR</p> <p>Description: Decal, Caution</p> <p>Quantity: 1</p>
 <p>S3 BLOWERS</p>	

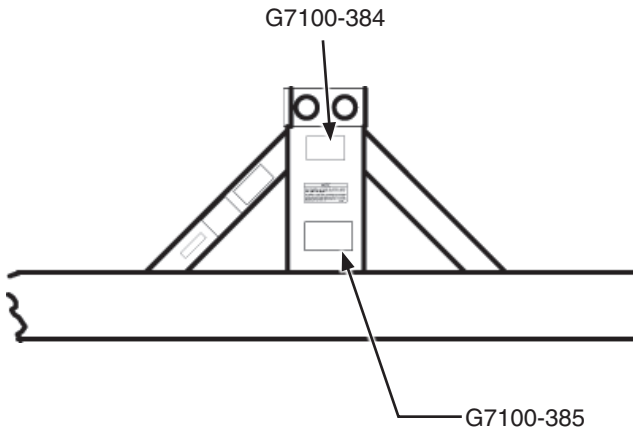



	 <p>Part No.: G7100-558                  Description: Reflective Decal, Amber, 2" x 9", Rectangular                  Quantity: 7 On 6 Row/Qty. 8 On 8 Row (Located on the front planter toolbar in front of every other row unit beginning on the L.H. side of the planter and forward-facing on the outer ends of The transport axle. One located on each side of hitch.)</p>
	 <p>Part No.: G7100-558                  Description: Reflective Decal, Amber, 2" x 9", Rectangular                  Quantity: 2 (Per Row Unit - Located On The Granular Chemical Hopper Panel Extension Of Every Other Row Unit Beginning On The L.H. Side Of The Planter - Side-Facing In Transport Position)</p> <p>Part No.: G7100-262                  Description: Reflective Decal, Amber, 1¾" x 9", Die-Cut                  Quantity: 1 (Qty. 1 Per Row Unit - Located On The Hopper Support Of Every Other Row Unit Beginning On The L.H. Side Of The Planter - Side-Facing In Transport Position)</p>
	 <p>Part No.: G7100-557                  Description: Reflective Decal, Red, 2" x 9" Rectangular                  Quantity: 1 (Per Scraper - Located On Top)</p> <p>Part No.: G7100-559                  Description: Reflective Decal, Orange, 2" x 9" Rectangular                  Quantity: 1 (Per Scraper - Located On Bottom)</p>

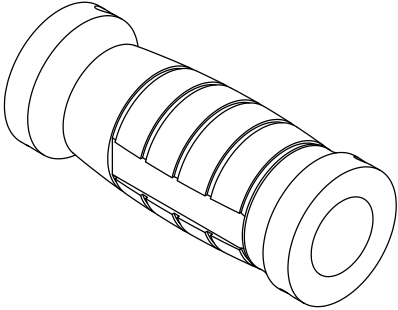

 <p>G7100-577</p>	<div style="background-color: #cccccc; width: 100px; height: 20px; margin-bottom: 10px;"></div> <p>Part No.: G7100-578                  Description: Decal, Speed limit 20 km/h                  Quantity: 1 (Located On The Light Bracket On the L.H. Side Of The Planter - Rear-Facing In Transport Position)</p> <p>Part No.: G7100-577                  Description: Reflective Decal,                  Quantity: 1 (Located On The Light Bracket On the L.H. Side Of The Planter - Rear-Facing In Transport Position)</p> <p>1 (Located On The Outer Row Unit On the L.H. Side Of The Planter - Rear-Facing In Transport Position)</p>
<p><b>With Granular Chemical Option</b></p> 	<div style="background-color: #cccccc; width: 100px; height: 20px; margin-bottom: 10px;"></div> <p>Part No.: G7100-558                  Description: Reflective Decal, Amber, 2" x 9", Rectangular                  Quantity: 1 (Located On The Outer Row Unit On The R.H. Side Of The Planter - Forward- Facing In Transport Position)</p>
	<p>Part No.: G10227601                  Description: Decal, 3505 Blue Drive                  Quantity: 2 (1 On Each Side Of Hitch)</p>

	<div style="display: flex; align-items: center;">  <div style="border: 1px solid black; padding: 5px; margin-left: 10px;"> <p><b>⚠ WARNING</b></p> <p>Uncontrolled movement of planter components can cause death, serious injury, or damage to property and equipment.</p> <p>Raise planter and install cylinder lockups before folding. Fold on level ground. Install wing safety latches before towing.</p> </div> </div> <p>Part No.: English version- G7100-402                  Russian version- G7100-402RUS                  Bulgarian version- G7100-402BGR                  Romanian version- G7100-402ROU                  Ukrainian version- G7100-402UKR</p> <p>Description: Decal, Warning</p> <p>Quantity: 1 (Located on Wheel Modules On Both Ends Of Planter)</p>										
	<div style="display: flex; align-items: center;">  <div style="border: 1px solid black; padding: 5px; margin-left: 10px;"> <p><b>⚠ WARNING</b></p> <p>Agricultural chemicals can cause death or serious injury to persons, animals, and plants or seriously damage soil, equipment, and property. Read and follow all chemical and equipment manufacturer labels and instructions.</p> </div> </div> <p>Part No.: English version- G7100-381                  Russian version- G7100-381RUS                  Bulgarian version- G7100-381BGR                  Romanian version- G7100-381ROU                  Ukrainian version- G7100-381UKR</p> <p>Description: Decal, Warning</p> <p>Quantity: 1 (1 Per Row Unit - Located On Underside Of Granular Chemical Hopper Lid)</p>										
	<div style="display: flex; align-items: center;">  <table border="1" style="margin-left: 10px; font-size: 8px;"> <thead> <tr> <th style="background-color: #ffff00;">⚠ CAUTION</th> <th style="background-color: #ffff00;">⚠ ПРЕДУПРЕЖДЕНИЕ</th> <th style="background-color: #ffff00;">⚠ ПОПЕРЕЖДЕНИЯ</th> <th style="background-color: #ffff00;">⚠ PRECAUTII</th> <th style="background-color: #ffff00;">⚠ ВНИМАНИЕ</th> </tr> </thead> <tbody> <tr> <td>Interplant lifting of the soil can cause serious injury. Do not attempt to lift or remove interplant lift (MFL) if you are alone. Always use proper lifting technique. Lift with your feet on the ground, not your hand. Support before attempting to lift with this lever.</td> <td>Необходимо предостеречь от серьезных травм. Всегда используйте правильную технику подъема. Всегда используйте MFL. Не пытайтесь поднять или удалить MFL, если вы один. Всегда используйте правильную технику подъема. Поддерживайте равновесие перед тем, как попытаться поднять с помощью этого рычага.</td> <td>Необходимо предостеречь от серьезных травм. Всегда используйте правильную технику подъема. Всегда используйте MFL. Не пытайтесь поднять или удалить MFL, если вы один. Всегда используйте правильную технику подъема. Поддерживайте равновесие перед тем, как попытаться поднять с помощью этого рычага.</td> <td>Interplant lifting of the soil can cause serious injury. Do not attempt to lift or remove interplant lift (MFL) if you are alone. Always use proper lifting technique. Lift with your feet on the ground, not your hand. Support before attempting to lift with this lever.</td> <td>Необходимо предостеречь от серьезных травм. Всегда используйте правильную технику подъема. Всегда используйте MFL. Не пытайтесь поднять или удалить MFL, если вы один. Всегда используйте правильную технику подъема. Поддерживайте равновесие перед тем, как попытаться поднять с помощью этого рычага.</td> </tr> </tbody> </table> </div> <p>Part No.: G7100-626</p> <p>Description: Decal, Caution</p> <p>Quantity: 1 (Located On Interplant Push Row Unit Lift Lever)</p>	⚠ CAUTION	⚠ ПРЕДУПРЕЖДЕНИЕ	⚠ ПОПЕРЕЖДЕНИЯ	⚠ PRECAUTII	⚠ ВНИМАНИЕ	Interplant lifting of the soil can cause serious injury. Do not attempt to lift or remove interplant lift (MFL) if you are alone. Always use proper lifting technique. Lift with your feet on the ground, not your hand. Support before attempting to lift with this lever.	Необходимо предостеречь от серьезных травм. Всегда используйте правильную технику подъема. Всегда используйте MFL. Не пытайтесь поднять или удалить MFL, если вы один. Всегда используйте правильную технику подъема. Поддерживайте равновесие перед тем, как попытаться поднять с помощью этого рычага.	Необходимо предостеречь от серьезных травм. Всегда используйте правильную технику подъема. Всегда используйте MFL. Не пытайтесь поднять или удалить MFL, если вы один. Всегда используйте правильную технику подъема. Поддерживайте равновесие перед тем, как попытаться поднять с помощью этого рычага.	Interplant lifting of the soil can cause serious injury. Do not attempt to lift or remove interplant lift (MFL) if you are alone. Always use proper lifting technique. Lift with your feet on the ground, not your hand. Support before attempting to lift with this lever.	Необходимо предостеречь от серьезных травм. Всегда используйте правильную технику подъема. Всегда используйте MFL. Не пытайтесь поднять или удалить MFL, если вы один. Всегда используйте правильную технику подъема. Поддерживайте равновесие перед тем, как попытаться поднять с помощью этого рычага.
⚠ CAUTION	⚠ ПРЕДУПРЕЖДЕНИЕ	⚠ ПОПЕРЕЖДЕНИЯ	⚠ PRECAUTII	⚠ ВНИМАНИЕ							
Interplant lifting of the soil can cause serious injury. Do not attempt to lift or remove interplant lift (MFL) if you are alone. Always use proper lifting technique. Lift with your feet on the ground, not your hand. Support before attempting to lift with this lever.	Необходимо предостеречь от серьезных травм. Всегда используйте правильную технику подъема. Всегда используйте MFL. Не пытайтесь поднять или удалить MFL, если вы один. Всегда используйте правильную технику подъема. Поддерживайте равновесие перед тем, как попытаться поднять с помощью этого рычага.	Необходимо предостеречь от серьезных травм. Всегда используйте правильную технику подъема. Всегда используйте MFL. Не пытайтесь поднять или удалить MFL, если вы один. Всегда используйте правильную технику подъема. Поддерживайте равновесие перед тем, как попытаться поднять с помощью этого рычага.	Interplant lifting of the soil can cause serious injury. Do not attempt to lift or remove interplant lift (MFL) if you are alone. Always use proper lifting technique. Lift with your feet on the ground, not your hand. Support before attempting to lift with this lever.	Необходимо предостеречь от серьезных травм. Всегда используйте правильную технику подъема. Всегда используйте MFL. Не пытайтесь поднять или удалить MFL, если вы один. Всегда используйте правильную технику подъема. Поддерживайте равновесие перед тем, как попытаться поднять с помощью этого рычага.							
	<div style="display: flex; align-items: center;">  <div style="border: 1px solid black; padding: 5px; margin-left: 10px;"> <p><b>⚠ WARNING</b></p> <p>Removing this wheel and axle assembly can cause equipment to tip over which could result in death, serious injury, or damage to property and equipment.</p> </div> </div> <p>Part No.: English version- G7100-386                  Russian version- G7100-386RUS                  Bulgarian version- G7100-386BGR                  Romanian version- G7100-386ROU                  Ukrainian version- G7100-386UKR</p> <p>Description: Decal, Warning</p> <p>Quantity: 1</p>										


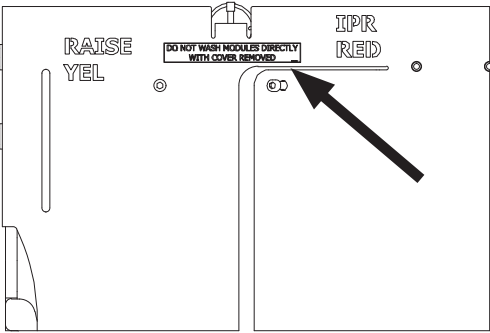
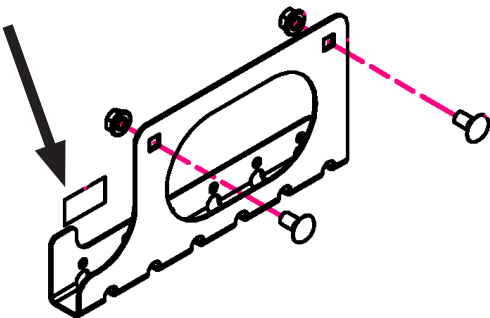
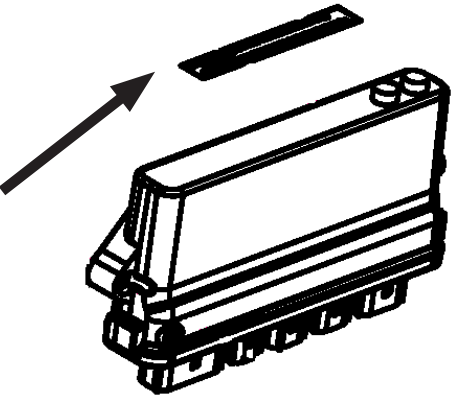

	 <p><b>WARNING</b> Uncontrolled machine movement can crush resulting in death, serious injury, or damage to property and equipment. Install safety lockup devices before working under or transporting this equipment.</p>
<p>Part No.: English version- G7100-385 Russian version- G7100-385RUS Bulgarian version- G7100-385BGR Romanian version- G7100-385ROU Ukrainian version- G7100-385UKR</p> <p>Description: Decal, Warning Quantity: 1</p>	
	 <p><b>WARNING</b> Transporting planter with hoppers over half full or unevenly loaded can cause loss of control and could result in death, serious injury, or damage to property and equipment. Properly load planter when transporting. Be aware of extra transport weight, and road conditions and limits.</p>
<p>Part No.: English version- G7100-400 Russian version- G7100-400RUS Bulgarian version- G7100-400BGR Romanian version- G7100-400ROU Ukrainian version- G7100-400UKR</p> <p>Description: Decal, Warning Quantity: 2 (Located On Top Of Toolbar 36" From L.H. End of Toolbar And 28" From R.H. End of Toolbar)</p>	
 <p><b>WARNING</b> Uncontrolled machine movement can crush resulting in death, serious injury, or damage to property and equipment. Install safety lockup devices before working under or transporting this equipment.</p>	
<p>Part No.: English version- G7100-385 Russian version- G7100-385RUS Bulgarian version- G7100-385BGR Romanian version- G7100-385ROU Ukrainian version- G7100-385UKR</p> <p>Description: Decal, Warning Quantity: 2 (Located On Top Of Toolbar 51" From L.H. End of Toolbar And 43" From R.H. End of Toolbar)</p>	
	<p><b>BLUE DRIVE</b></p>
<p>Part No.: English version- G7100-605</p> <p>Description: Decal, Blue Drive Quantity: 1</p>	

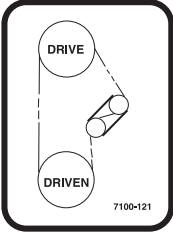
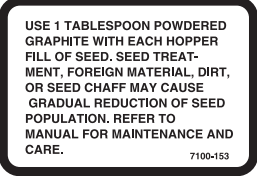

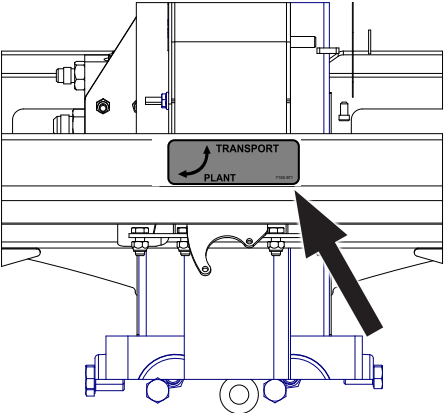

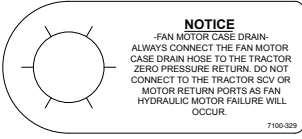
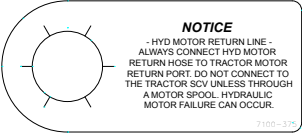
 <p>G7100-384</p>	<div style="display: flex; align-items: center;">  <div style="border: 1px solid black; padding: 5px; margin-left: 10px;"> <p><b>⚠ WARNING</b></p> <p>Uncontrolled movement of equipment can cause loss of control and could result in death, serious injury, or damage to property and equipment. Install all safety pins before transporting equipment.</p> </div> </div> <p>Part No.: English version- G7100-384                  Russian version- G7100-384RUS                  Bulgarian version- G7100-384BGR                  Romanian version- G7100-384ROU                  Ukrainian version- G7100-384UKR</p> <p>Description: Decal, Warning                  Quantity: 2</p>
 <p>G7100-393</p>	<div style="display: flex; align-items: center;">  <div style="border: 1px solid black; padding: 5px; margin-left: 10px;"> <p><b>⚠ WARNING</b></p> <p>Loss of control can cause death or serious injury, or damage to property and equipment. Tow only with farm tractor weight rated and configured for this equipment. Use safety chains and transport as specified in the Operator and Parts Manual.</p> </div> </div> <p>Part No.: English version- G7100-393                  Russian version- G7100-393RUS                  Bulgarian version- G7100-393BGR                  Romanian version- G7100-393ROU                  Ukrainian version- G7100-393UKR</p> <p>Description: Decal, Warning                  Quantity: 1</p>








 <p>G7100-384</p> <p>G7100-385</p>	 <p><b>WARNING</b> Uncontrolled movement of equipment can cause loss of control and could result in death, serious injury, or damage to property and equipment. Install all safety pins before transporting equipment.</p>
<p>Part No.: English version- G7100-384 Russian version- G7100-384RUS Bulgarian version- G7100-384BGR Romanian version- G7100-384ROU Ukrainian version- G7100-384UKR</p> <p>Description: Decal, Warning Quantity: 2 (Front and Rear)</p>	 <p><b>WARNING</b> Uncontrolled machine movement can crush resulting in death, serious injury, or damage to property and equipment. Install safety lockup devices before working under or transporting this equipment.</p>
<p>Part No.: English version- G7100-385 Russian version- G7100-385RUS Bulgarian version- G7100-385BGR Romanian version- G7100-385ROU Ukrainian version- G7100-385UKR</p> <p>Description: Decal, Warning Quantity: 1</p>	 <p>Part No.: GD2984 Description: Tie Strap, 33"-36"</p> <p>Part No.: GD1512 Description: Tie Strap, 7½"</p> <p>Part No.: GD2117 Description: Tie Strap, 14½"</p> <p>Part No.: GD2984 Description: Tie Strap, 34"</p>

	<p>Part No.: GA26924-01 Description: Hose Label Cover, Red, Extend</p> <p>Part No.: GA26924-02 Description: Hose Label Cover, Red, Retract</p> <p>Part No.: GA26924-03 Description: Hose Label Cover, Blue, Extend</p> <p>Part No.: GA26924-04 Description: Hose Label Cover, Blue, Retract</p> <p>Part No.: GA26924-05 Description: Hose Label Cover, Green, Extend</p> <p>Part No.: GA26924-06 Description: Hose Label Cover, Green, Retract</p> <p>Part No.: GA26924-07 Description: Hose Label Cover, Yellow, Extend</p> <p>Part No.: GA26924-08 Description: Hose Label Cover, Yellow, Retract</p> <p>Part No.: GA26924-09 Description: Hose Label Cover, White, Extend</p> <p>Part No.: GA26924-10 Description: Hose Label Cover, White, Retract</p> <p>Part No.: GA26924-11 Description: Hose Label Cover, Orange, Retract</p>
	<p>Part No.: GD10057-01 Description: Hose Identification Sleeve, Red AA</p> <p>Part No.: GD10057-02 Description: Hose Identification Sleeve, Red BB</p> <p>Part No.: GD10057-03 Description: Hose Identification Sleeve, Blue AA</p> <p>Part No.: GD10057-04 Description: Hose Identification Sleeve, Blue BB</p> <p>Part No.: GD10057-19 Description: Hose Identification Sleeve, Orange CD</p>

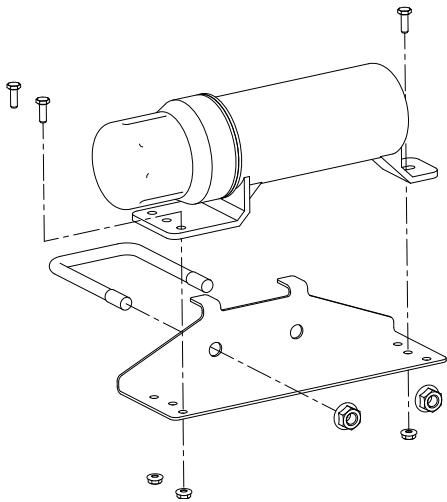



 <p>ROTATE KNURLED COLLAR ON WRAP SPRING TIGHTENER TO RELEASE SPRING TENSION</p> <p>7100-295</p>	<p>Part No.: English version- G7100-295 Russian version- G7100-295RUS Bulgarian version- G7100-295BGR Romanian version- G7100-295ROU Ukrainian version- G7100-295UKR</p> <p>Description: Decal, Spring Tension Release</p> <p>Quantity: -</p>
 <p>RAISE YEL</p> <p>DO NOT WASH MODULES DIRECTLY WITH COVER REMOVED</p> <p>IPR RED</p>	<p><b>DO NOT WASH MODULES DIRECTLY WITH COVER REMOVED</b></p> <p>7100-522</p> <p>Part No.: English version- G7100-620 Russian version- G7100-620RUS Bulgarian version- G7100-620BGR Romanian version- G7100-620ROU Ukrainian version- G7100-620UKR</p> <p>Description: Decal, IPN/IPR</p> <p>Quantity: 1</p>
	<p><b>ROUTE MOTOR WIRE SLACK AROUND TAB</b></p> <p>7100-610</p> <p>Part No.: English version- G7100-610 Russian version- G7100-610RUS Bulgarian version- G7100-610BGR Romanian version- G7100-610ROU Ukrainian version- G7100-610UKR</p> <p>Description: Decal, Mteer Wire</p> <p>Quantity: 1</p>
	<p>◆ENSURE O-RING(S) ARE IN PLACE ON M12 CONNECTOR(S) (ETHERNET)</p> <p>◆ENSURE THAT M12 CONNECTOR(S) ARE TORQUED TO 0.7 Nm</p> <p>7200-045</p> <p>Part No.: English version- G7100-616 Russian version- G7100-616RUS Bulgarian version- G7100-616BGR Romanian version- G7100-616ROU Ukrainian version- G7100-616UKR</p> <p>Description: Decal, Mteer Wire</p> <p>Quantity: 1</p>
 <p><b>WARNING</b></p> <p>Improper operation or servicing of this equipment can result in death or serious injury. Read and follow all instructions in the Operator and Parts Manual. Contact your Kinze dealer or go to <a href="http://www.kinze.com">www.kinze.com</a> to order a replacement manual.</p> <p>7100-387</p>	<p>Part No.: English version- G7100-387 Russian version- G7100-387RUS Bulgarian version- G7100-387BGR Romanian version- G7100-387ROU Ukrainian version- G7100-387UKR</p> <p>Description: Decal, Warning</p> <p>Quantity: 1</p>

	<p>Part No.: English version- G7100-121                  Russian version- G7100-121RUS                  Bulgarian version- G7100-121BGR                  Romanian version- G7100-121ROU                  Ukrainian version- G7100-121UKR</p> <p>Description: Decal, Transmission</p> <p>Quantity: 1</p>
	<p>Part No.: English version- G7100-153</p> <p>Description: Decal, Information</p> <p>Quantity: 1 Per Brush-Type Seed Meter</p>
	<p>Part No.: English version- G7100-337                  Russian version- G7100-337RUS                  Bulgarian version- G7100-337BGR                  Romanian version- G7100-337ROU                  Ukrainian version- G7100-337UKR</p> <p>Description: Decal, Instruction</p>
	 <p>Part No.: English version- G7100-571                  Russian version- G7100-571RUS                  Bulgarian version- G7100-571BGR                  Romanian version- G7100-571ROU                  Ukrainian version- G7100-571UKR</p> <p>Description: Decal, Transport Valve</p>
	<p>Part No.: English version- G7100-329                  Russian version- G7100-329RUS                  Bulgarian version- G7100-329BGR                  Romanian version- G7100-329ROU                  Ukrainian version- G7100-329UKR</p> <p>Description: Tag, Fan Motor Case Drain</p>
	<p>Part No.: English version- G7100-375                  Russian version- G7100-375RUS                  Bulgarian version- G7100-375BGR                  Romanian version- G7100-375ROU                  Ukrainian version- G7100-375UKR</p> <p>Description: Tag, Hydraulic Motor Return Line</p>

	<p>Part No.: English version- G7100-352          Russian version- G7100-352RUS          Bulgarian version- G7100-352BGR          Romanian version- G7100-352ROU          Ukrainian version- G7100-352UKR</p> <p>Description: Decal, Tank Drain</p>
	<p>Part No.: English version- G7100-111          Russian version- G7100-111RUS          Bulgarian version- G7100-111BGR          Romanian version- G7100-111ROU          Ukrainian version- G7100-111UKR</p> <p>Description: Decal, Oil Daily</p>
	<p>Part No.: English version- G7100-116          Russian version- G7100-116RUS          Bulgarian version- G7100-116BGR          Romanian version- G7100-116ROU          Ukrainian version- G7100-116UKR</p> <p>Description: Decal, Grease Daily</p>
	<p>Part No.: English version- G7100-110          Russian version- G7100-110RUS          Bulgarian version- G7100-110BGR          Romanian version- G7100-110ROU          Ukrainian version- G7100-110UKR</p> <p>Description: Decal, Grease Weekly</p>
	<p>Part No.: GR2127MPP          Description: Blue Paint, Twelve Aerosol Cans</p>
	<p>Part No.: GR0146          Description: Powdered Graphite, 1 Pound Container</p> <p>Part No.: GR0146MPP          Description: Powdered Graphite, Twenty-Four 1 Pound Containers</p>
	<p>Part No.: GR1570MPP          Description: Talc Lubricant, Four 8 Pound Containers</p>

	<p>Part No.: GR1842MPP                  Description: Graphite Lubricant, Four 5 Pound Containers</p>
	<p>Part No.: GR2240MPP                  Description: Talc/Graphite Blend (80 Talc/20 Graphite), Four 8 Pound Containers</p>
	<p>Part No.: GR2241MPP                  Description: Dispensing Cap, 10/Package</p>
	<p>Part No.: G10074001                  Description: Decal, Kinze 3505                  Quantity: 2 (1 On Each Side of Hitch)</p>
	<p>Part No.: English version- GM0311-01                  Russian version- GM0311-01-RUS                  Ukrainian version- GM0311-01-UKR                  Romanian version- GM0311-01-ROM                  Bulgarian version- GM0311-01-BGR                  Description: Operator's Manual, Model 3505</p> <p>Part No.: GM0311-02                  Description: Parts Manual, Model 3505</p> <p>Part No.: GPR1094                  Description: Binder (Contact Kinze Repair Parts To Order)</p>

	<p>Part No.: GA15422                  Description: Operator's Manual Canister                  Quantity: 1</p>
	<p>Part No.: GD22686                  Description: Manual Canister Bracket                  Quantity: 1</p>
	<p>Part No.: GD16642                  Description: U-Bolt, 3" x 4" x 1/2"-13                  Quantity: 1</p>
	<p>Part No.: G10071                  Description: Serrated Flange Nut, 1/2"-13                  Quantity: 2</p>
	<p>Part No.: G11166                  Description: Hex Socket Flange Cap Screw, 1/4"-20 x 3/4"                  Quantity: 3</p>
	<p>Part No.: G11320                  Description: Lock Nut, 1/4"-20, Grade B                  Quantity: 3</p>
	<p>Part No.: G7100-484                  Description: Decal, American Flag</p>

Part No.	Page	Part No.	Page	Part No.	Page	Part No.	Page
*A1018.....	P154	*A13870-133.....	P90	*A21525-77.....	P170	D13426.....	P151
*A1018.....	P156	*A13870-137.....	P90	*A21530-140.....	P156	*D17151-20.....	P82
*A1078.....	P154	*A13870-149.....	P90	*A21530-140.....	P160	*D29649.....	P142
*A1078.....	P156	*A15000.....	P156	*A21530-140.....	P166	*D29649.....	P144
*A1090.....	P154	*A15000.....	P160	*A21530-140.....	P168	*D29692.....	P145
*A1090.....	P156	*A15000.....	P168	*A21530-140.....	P170	G1K248.....	P128
*A1121.....	P154	*A15000.....	P170	*A21533-30.....	P164	G1K248.....	P174
*A1121.....	P156	*A15023.....	P160	*A21533-30.....	P166	G1K248.....	P177
*A1153.....	P158	*A15064.....	P154	*A21533-36.....	P162	G1K252.....	P128
*A1153.....	P160	*A15064.....	P156	*A21533-36.....	P172	G1K252.....	P174
*A1153.....	P170	*A15081-12.....	P158	*A21548-120.....	P156	G1K252.....	P177
*A1154.....	P154	*A15081-12.....	P160	*A21548-120.....	P160	G1K253.....	P122
*A1154.....	P156	*A15081-12.....	P170	*A21548-120.....	P168	G1K268.....	P128
*A1155.....	P160	*A15081-24.....	P158	*A21548-120.....	P170	G1K268.....	P176
*A1155.....	P170	*A15081-24.....	P160	*A21550-288.....	P168	G1K269.....	P123
*A1421.....	P166	*A15081-95.....	P168	*A21550-288.....	P170	G1K296.....	P10
*A1421.....	P172	*A15081-95.....	P170	*A25504-186.....	P168	G1K320.....	P128
*A1434.....	P158	*A15081-128.....	P158	*A25504-186.....	P170	G1K320.....	P174
*A1434.....	P160	*A15081-128.....	P160	*A26936-98.....	P154	G1K320.....	P177
*A3292.....	P160	*A15082-77.....	P156	*A26936-98.....	P156	G1K321.....	P128
*A3371.....	P162	*A15082-77.....	P158	*A26938-110.....	P156	G1K321.....	P174
*A3371.....	P164	*A15082-77.....	P160	*A26938-110.....	P160	G1K321.....	P176
*A3371.....	P172	*A15082-77.....	P168	*A26938-110.....	P168	G1K322.....	P176
*A6201.....	P162	*A15082-77.....	P170	*A26938-110.....	P170	G1K331.....	P55
*A6201.....	P164	*A15082-132.....	P154	*A26938-145.....	P158	G1K345.....	P12
*A6201.....	P166	*A15082-132.....	P156	*A26939-140.....	P154	G1K362.....	P177
*A6201.....	P172	*A15082-154.....	P158	*A26939-140.....	P156	G1K363.....	P177
A6524.....	P151	*A15082-154.....	P160	*A26940-260.....	P154	G1K378.....	P126
A7369.....	P122	*A15082-154.....	P170	*A26940-260.....	P156	G1K385.....	P38
*A8213.....	P158	*A15092-90.....	P154	*A26941-112.....	P156	G1K395.....	P128
*A8213.....	P160	*A15092-90.....	P156	*A26941-112.....	P160	G1K396.....	P128
*A8213.....	P170	*A15092-106.....	P154	*A26941-112.....	P168	G1K426.....	P66
A9442.....	P145	*A15092-106.....	P156	*A26941-112.....	P170	G1K534.....	P48
*A11447.....	P162	*A15092-155.....	P156	*D12050.....	P142	G1K535.....	P48
*A11447.....	P164	*A15092-155.....	P160	*D12051.....	P142	G1K728.....	P36
*A11447.....	P172	*A15092-155.....	P168	*D12108.....	P144	G1K758.....	P6
*A12011.....	P166	*A15092-155.....	P170	*D12110.....	P144	G1K759.....	P48
*A12080.....	P158	*A15094-175.....	P154	*D12202.....	P142	G304-C-06.....	P64
*A12080.....	P160	*A15094-175.....	P156	*D12203.....	P142	G304-C-8.....	P64
*A12080.....	P170	*A15098-150.....	P160	*D12206.....	P142	G304-C-10.....	P64
*A12092.....	P170	*A15098-150.....	P168	*D12209.....	P142	G2100-03.....	P54
*A12767.....	P156	*A15098-150.....	P170	*D12227.....	P144	G2100-03.....	P121
*A12767.....	P160	*A18627.....	P168	*D12228.....	P144	G2100-03.....	P210
*A13870-72.....	P90	*A18627.....	P170	*D12233.....	P145	G2100-03.....	P218
*A13870-74.....	P90	*A18631-42.....	P170	*D12235.....	P145	G2403-08.....	P154
*A13870-82.....	P90	*A18668-152.....	P156	*D12236.....	P145	**G2403-08-06.....	P156
*A13870-93.....	P90	*A18695-246.....	P168	*D12239.....	P142	G2403-08-06.....	P168
*A13870-97.....	P90	*A18695-246.....	P170	*D12252.....	P142	G2403-08-06.....	P170
*A13870-101.....	P90	*A21525-77.....	P156	*D12252.....	P144	*G2403-10.....	P156
*A13870-103.....	P90	*A21525-77.....	P160	*D12256.....	P145	G2403-10.....	P168
*A13870-118.....	P90	*A21525-77.....	P166	*D12257.....	P144	G2403-10.....	P170
*A13870-123.....	P90	*A21525-77.....	P168	*D12277.....	P145	*G2403-12-10.....	P156

Part No.	Page	Part No.	Page	Part No.	Page	Part No.	Page
G2403-12-10	P168	G4425-02	P106	G6602-12	P72	G10001	P92
G2403-12-10	P170	G4425-02	P110	G6801-06	P184	G10001	P98
G2406-08-06	P84	G4425-03	P110	G6801-06-04	P61	G10001	P100
G2406-08-06	P86	G4602-01	P208	G6801-06-04	P64	G10001	P100
G2406-12-08	P70	G6325X	P6	G6801-06-04	P87	G10001	P104
G2406-12-08	P72	*G6400-06	P148	G6801-06-08	P86	G10001	P138
G2501-12-16	P70	*G6400-06	P148	G6801-06-10	P61	G10001	P176
G2501-12-16	P72	G6400-06-08	P64	G6801-06-10	P70	G10001	P182
G2501-16-20	P70	G6400-06-08	P65	G6801-06-10	P70	G10001	P195
G2501-16-20	P72	G6400-06-08	P66	G6801-06-10	P84	G10001	P210
G2603-06	P84	G6400-06-08	P149	G6801-06-10	P86	G10002	P8
G2603-06	P86	G6400-06-10	P84	G6801-06-10	P101	G10002	P30
G2603-06	P168	G6400-06-10	P86	G6801-08	P146	G10002	P32
G2603-06	P170	G6400-06-10	P87	G6801-08	P150	G10002	P146
*G3292	P156	G6400-06-10	P101	G6801-08-10	P87	G10002	P198
G3303-16	P4	G6400-08	P64	G6801-10	P70	G10003	P4
G3303-34	P28	G6400-08	P65	G6801-10	P152	G10003	P16
G3303-41	P58	G6400-08	P142	G6801-10	P184	G10003	P38
G3303-44	P28	G6400-08	P144	G6801-12	P73	G10003	P70
G3303-78	P58	G6400-08-10	P65	G6801-12-10	P70	G10003	P78
G3303-96	P48	G6400-08-10	P66	G6801-12-10	P152	G10003	P210
G3303-96	P100	G6400-08-10	P149	G6804-12	P73	G10003	P212
G3303-98	P4	G6400-10	P65	G7100-262	P223	G10004	P6
G3303-103	P28	G6400-10	P70	G7100-501	P139	G10004	P42
G3303-108	P4	G6400-10	P152	G7100-557	P223	G10004	P48
G3303-108	P30	G6408-08	P142	G7100-557	P224	G10004	P72
G3303-108	P35	G6408-08	P144	G7100-558	P223	G10004	P96
G3303-108	P98	G6408-08	P145	G7100-558	P223	G10004	P106
G3303-114	P30	G6408-H04-0	P65	G7100-558	P224	G10004	P121
G3303-114	P35	G6408-H06-O	P65	G7100-559	P223	G10004	P122
G3303-124	P98	G6408-H06-O	P66	G7100-577	P115	G10004	P126
G3310-80	P125	G6408-H06-O	P149	G7100-577	P115	G10004	P207
G3310-88	P210	G6408-H06-O	P152	G7100-578	P115	G10004	P218
G3310-92	P125	G6408-H08-0	P65	G7100-578	P224	G10005	P6
G3310-100	P125	G6408-H08-0	P66	G7100-614	P36	G10005	P8
G3310-108	P125	G6408-H08-0	P149	G7100-626	P225	G10005	P108
G3310-116	P122	G6408-H10-0	P84	G8475X	P70	G10005	P116
G3310-116	P218	G6408-H10-0	P86	G8475X	P72	G10006	P44
G3310-122	P54	G6500-06-08	P84	G8647X	P176	G10006	P72
G3310-124	P122	G6500-06-08	P86	G9421X	P181	G10006	P112
G3310-155	P202	G6500-10	P184	G9897X	P26	G10006	P117
G3310-155	P203	G6500-12	P70	G9903X	P26	G10006	P120
G3324-01	P105	G6500-12	P72	G10001	P12	G10006	P132
G3400-01	P54	G6500-12	P73	G10001	P48	G10006	P133
G3400-01	P121	G6602-06	P170	G10001	P54	G10006	P146
G3400-01	P126	G6602-08	P84	G10001	P62	G10007	P78
G3400-01	P210	G6602-08	P170	G10001	P70	G10007	P105
G3400-01	P218	G6602-10	P86	G10001	P72	G10007	P108
G4200-02	P208	G6602-10	P166	G10001	P78	G10007	P208
G4200-03	P208	G6602-10	P168	G10001	P78	G10008	P106
G4301-02	P209	G6602-10	P170	G10001	P79	G10008	P110
G4301-04	P209	G6602-12	P70	G10001	P82	G10010	P10

Part No.	Page	Part No.	Page	Part No.	Page	Part No.	Page
G10010.....	P42	G10038.....	P210	G10101.....	P210	G10107.....	P110
G10010.....	P146	G10040.....	P130	G10101.....	P210	G10107.....	P112
G10011.....	P198	G10041.....	P82	G10101.....	P212	G10107.....	P138
G10013.....	P12	G10043.....	P80	G10101.....	P218	G10107.....	P146
G10014.....	P4	G10045.....	P44	G10102.....	P44	G10107.....	P198
G10014.....	P10	G10045.....	P78	G10102.....	P44	G10107.....	P199
G10014.....	P98	G10045.....	P136	G10102.....	P52	G10107.....	P203
G10014.....	P116	G10046.....	P198	G10102.....	P54	G10108.....	P4
G10014.....	P184	G10047.....	P48	G10102.....	P55	G10108.....	P4
G10016.....	P54	G10047.....	P58	G10102.....	P70	G10108.....	P14
G10017.....	P52	G10047.....	P100	G10102.....	P72	G10108.....	P16
G10017.....	P124	G10047.....	P105	G10102.....	P78	G10108.....	P19
G10017.....	P125	G10047.....	P125	G10102.....	P116	G10108.....	P28
G10017.....	P126	G10047.....	P132	G10102.....	P124	G10108.....	P30
G10017.....	P198	G10047.....	P133	G10102.....	P124	G10108.....	P32
G10017.....	P202	G10047.....	P198	G10102.....	P126	G10108.....	P48
G10018.....	P139	G10048.....	P28	G10102.....	P126	G10108.....	P48
G10019.....	P10	G10048.....	P116	G10102.....	P130	G10108.....	P56
G10019.....	P130	G10049.....	P58	G10102.....	P132	G10108.....	P58
G10019.....	P130	G10053.....	P78	G10102.....	P136	G10108.....	P58
G10019.....	P195	G10053.....	P124	G10102.....	P136	G10108.....	P60
G10020.....	P22	G10053.....	P210	G10102.....	P198	G10108.....	P62
G10021.....	P22	G10061.....	P4	G10102.....	P202	G10108.....	P70
G10022.....	P22	G10061.....	P14	G10102.....	P208	G10108.....	P72
G10023.....	P6	G10062.....	P78	G10102.....	P210	G10108.....	P78
G10023.....	P16	G10064.....	P12	G10102.....	P210	G10108.....	P82
G10023.....	P30	G10064.....	P98	G10103.....	P116	G10108.....	P100
G10023.....	P32	G10064.....	P100	G10103.....	P206	G10108.....	P105
G10023.....	P73	G10064.....	P115	G10104.....	P6	G10108.....	P106
G10023.....	P80	G10069.....	P146	G10104.....	P6	G10108.....	P110
G10023.....	P180	G10071.....	P4	G10104.....	P48	G10108.....	P112
G10023.....	P185	G10071.....	P16	G10104.....	P90	G10108.....	P116
G10023.....	P186	G10071.....	P18	G10104.....	P117	G10108.....	P117
G10026.....	P117	G10071.....	P60	G10104.....	P125	G10108.....	P122
G10026.....	P120	G10071.....	P98	G10104.....	P133	G10108.....	P132
G10026.....	P120	G10071.....	P101	G10104.....	P198	G10108.....	P133
G10026.....	P185	G10071.....	P112	G10104.....	P208	G10108.....	P139
G10027.....	P120	G10071.....	P113	G10104.....	P210	G10108.....	P142
G10031.....	P10	G10071.....	P115	G10104.....	P210	G10108.....	P151
G10033.....	P44	G10071.....	P115	G10104.....	P218	G10108.....	P177
G10036.....	P39	G10071.....	P115	G10105.....	P120	G10108.....	P198
G10036.....	P210	G10071.....	P120	G10105.....	P120	G10108.....	P198
G10037.....	P18	G10071.....	P184	G10105.....	P208	G10108.....	P212
G10037.....	P52	G10071.....	P218	G10106.....	P122	G10109.....	P10
G10037.....	P60	G10071.....	P234	G10106.....	P130	G10109.....	P12
G10037.....	P68	G10101.....	P12	G10106.....	P130	G10109.....	P42
G10037.....	P112	G10101.....	P56	G10106.....	P146	G10109.....	P44
G10037.....	P116	G10101.....	P58	G10107.....	P12	G10109.....	P54
G10037.....	P124	G10101.....	P104	G10107.....	P39	G10109.....	P80
G10037.....	P210	G10101.....	P116	G10107.....	P104	G10110.....	P6
G10037.....	P218	G10101.....	P122	G10107.....	P105	G10110.....	P38
G10038.....	P126	G10101.....	P176	G10107.....	P106	G10110.....	P70



Part No.	Page	Part No.	Page	Part No.	Page	Part No.	Page
G10110.....	P72	G10168.....	P210	G10228.....	P136	G10243.....	P206
G10110.....	P78	G10169.....	P104	G10228.....	P136	G10252.....	P138
G10110.....	P86	G10169.....	P108	G10228.....	P202	G10252.....	P186
G10110.....	P92	G10171.....	P61	G10228.....	P208	G10253.....	P86
G10110.....	P98	G10171.....	P94	G10228.....	P210	G10260.....	P34
G10110.....	P100	G10172.....	P116	G10228.....	P210	G10261.....	P34
G10110.....	P101	G10177.....	P125	G10229.....	P12	G10274X.....	P26
G10110.....	P136	G10201.....	P19	G10229.....	P30	G10275X.....	P26
G10111.....	P12	G10201.....	P28	G10229.....	P32	G10276X.....	P26
G10111.....	P16	G10201.....	P30	G10229.....	P42	G10277X.....	P26
G10111.....	P39	G10201.....	P56	G10229.....	P121	G10278X.....	P26
G10111.....	P44	G10201.....	P58	G10229.....	P122	G10279X.....	P26
G10111.....	P44	G10201.....	P78	G10229.....	P125	G10280X.....	P26
G10111.....	P68	G10203.....	P126	G10229.....	P126	G10281X.....	P26
G10111.....	P68	G10204.....	P8	G10229.....	P176	G10282X.....	P26
G10111.....	P70	G10204.....	P10	G10229.....	P210	G10283X.....	P26
G10111.....	P78	G10207.....	P4	G10229.....	P210	G10284.....	P48
G10111.....	P104	G10207.....	P50	G10229.....	P212	G10292.....	P209
G10111.....	P115	G10209.....	P16	G10230.....	P6	G10303.....	P54
G10111.....	P124	G10209.....	P60	G10230.....	P6	G10303.....	P121
G10111.....	P125	G10209.....	P185	G10230.....	P10	G10303.....	P122
G10111.....	P138	G10210.....	P105	G10230.....	P12	G10303.....	P124
G10111.....	P182	G10216.....	P10	G10230.....	P48	G10303.....	P210
G10111.....	P186	G10217.....	P104	G10230.....	P78	G10303.....	P218
G10111.....	P195	G10217.....	P104	G10230.....	P90	G10305.....	P32
G10111.....	P198	G10217.....	P108	G10230.....	P108	G10305.....	P78
G10111.....	P198	G10217.....	P198	G10230.....	P108	G10306.....	P122
G10111.....	P199	G10227.....	P64	G10230.....	P117	G10306.....	P198
G10112.....	P106	G10227.....	P73	G10230.....	P125	G10306.....	P212
G10112.....	P110	G10227.....	P116	G10230.....	P132	G10307.....	P56
G10112.....	P185	G10227.....	P126	G10230.....	P133	G10308.....	P12
G10118.....	P108	G10227.....	P130	G10230.....	P198	G10308.....	P16
G10120.....	P116	G10227.....	P202	G10230.....	P208	G10309.....	P14
G10120.....	P146	G10228.....	P10	G10230.....	P210	G10309.....	P48
G10128.....	P124	G10228.....	P18	G10230.....	P210	G10310.....	P28
G10128.....	P126	G10228.....	P44	G10230.....	P218	G10310.....	P38
G10130.....	P55	G10228.....	P44	G10231.....	P117	G10310.....	P58
G10130.....	P123	G10228.....	P52	G10231.....	P120	G10312.....	P4
G10130.....	P210	G10228.....	P52	G10231.....	P120	G10312.....	P30
G10131.....	P123	G10228.....	P54	G10231.....	P120	G10312.....	P32
G10133.....	P12	G10228.....	P55	G10231.....	P120	G10315.....	P38
G10133.....	P42	G10228.....	P70	G10231.....	P208	G10323.....	P22
G10133.....	P44	G10228.....	P72	G10232.....	P122	G10325.....	P8
G10152.....	P218	G10228.....	P78	G10232.....	P130	G10325.....	P30
G10157.....	P104	G10228.....	P116	G10232.....	P130	G10325.....	P78
G10157.....	P105	G10228.....	P124	G10232.....	P198	G10326.....	P19
G10157.....	P108	G10228.....	P124	G10233.....	P54	G10338.....	P14
G10159.....	P132	G10228.....	P126	G10233.....	P122	G10338.....	P58
G10159.....	P132	G10228.....	P126	G10233.....	P124	G10338.....	P96
G10159.....	P132	G10228.....	P130	G10233.....	P206	G10338.....	P98
G10168.....	P136	G10228.....	P132	G10233.....	P210	G10338.....	P100
G10168.....	P136	G10228.....	P136	G10235.....	P122	G10348.....	P44

Part No.	Page	Part No.	Page	Part No.	Page	Part No.	Page
G10370.....	P121	G10529.....	P92	G10621.....	P16	G10690.....	P22
G10371.....	P44	G10529.....	P94	G10621.....	P22	G10693.....	P212
G10379.....	P206	G10531.....	P24	G10621.....	P22	G10716.....	P120
G10379.....	P206	G10531.....	P34	G10621.....	P28	G10718.....	P48
G10379.....	P206	G10535.....	P55	G10621.....	P30	G10722.....	P136
G10397.....	P115	G10544.....	P136	G10621.....	P32	G10725.....	P136
G10401.....	P22	G10546.....	P14	G10621.....	P38	G10727.....	P139
G10403.....	P70	G10546.....	P35	G10621.....	P48	G10732.....	P6
G10403.....	P72	G10551.....	P4	G10621.....	P58	G10732.....	P48
G10403.....	P86	G10551.....	P50	G10621.....	P60	G10746.....	P80
G10403.....	P101	G10567.....	P14	G10621.....	P73	G10751.....	P6
G10403.....	P116	G10567.....	P35	G10621.....	P115	G10751.....	P48
G10408.....	P202	G10570.....	P35	G10621.....	P180	G10751.....	P122
G10409.....	P202	G10574.....	P39	G10621.....	P185	G10752.....	P6
G10409.....	P210	G10574.....	P44	G10622.....	P8	G10752.....	P14
G10412.....	P122	G10588.....	P206	G10622.....	P16	G10753.....	P4
G10430.....	P123	G10599.....	P12	G10622.....	P92	G10753.....	P58
G10437.....	P106	G10599.....	P56	G10622.....	P182	G10757.....	P38
G10438.....	P4	G10599.....	P60	G10622.....	P195	G10758.....	P38
G10450.....	P198	G10602.....	P14	G10626.....	P207	G10765.....	P42
G10451.....	P48	G10602.....	P22	G10626.....	P208	G10765.....	P112
G10451.....	P206	G10602.....	P24	G10626.....	P210	G10770.....	P151
G10453.....	P123	G10602.....	P35	G10629.....	P208	G10779.....	P120
G10455.....	P125	G10602.....	P122	G10629.....	P210	G10809.....	P112
G10457.....	P112	G10602.....	P125	G10633.....	P208	G10810.....	P120
G10460.....	P126	G10602.....	P200	G10634.....	P24	G10821.....	P125
G10460.....	P132	G10602.....	P202	G10636.....	P120	G10821.....	P202
G10460.....	P132	G10603.....	P22	G10638.....	P116	G10829.....	P184
G10460.....	P132	G10603.....	P24	G10638.....	P206	G10829.....	P208
G10460.....	P133	G10604.....	P22	G10640.....	P117	G10844.....	P136
G10460.....	P203	G10606.....	P120	G10640.....	P132	G10846X.....	P22
G10460.....	P206	G10615.....	P210	G10640.....	P132	G10860.....	P125
G10463.....	P48	G10619.....	P207	G10640.....	P133	G10862.....	P78
G10470.....	P22	G10620.....	P4	G10640.....	P198	G10864.....	P38
G10475.....	P26	G10620.....	P14	G10640.....	P206	G10870.....	P125
G10478.....	P210	G10620.....	P30	G10641.....	P125	G10871.....	P198
G10485.....	P208	G10620.....	P32	G10660.....	P35	G10880.....	P61
G10496.....	P55	G10620.....	P58	G10670.....	P30	G10890.....	P122
G10496.....	P124	G10620.....	P60	G10670.....	P32	G10901.....	P208
G10500.....	P22	G10620.....	P61	G10670.....	P206	G10907.....	P144
G10501.....	P44	G10620.....	P64	G10670.....	P210	G10909.....	P70
G10501.....	P122	G10620.....	P78	G10671.....	P105	G10909.....	P72
G10501.....	P210	G10620.....	P82	G10671.....	P120	G10909.....	P104
G10501.....	P210	G10620.....	P96	G10672.....	P208	G10912.....	P4
G10502X.....	P1	G10620.....	P98	G10674.....	P208	G10912.....	P50
G10503.....	P42	G10620.....	P100	G10674.....	P208	G10923.....	P55
G10503.....	P78	G10620.....	P121	G10676.....	P68	G10923.....	P123
G10503.....	P210	G10620.....	P124	G10676.....	P75	G10923.....	P210
G10504X.....	P45	G10620.....	P195	G10681.....	P68	G10932.....	P142
G10527.....	P124	G10620.....	P210	G10681.....	P209	G10932.....	P144
G10527.....	P125	G10620.....	P218	G10686.....	P139	G10939.....	P98
G10527.....	P126	G10621.....	P14	G10687.....	P28	G10939.....	P100

Part No.	Page	Part No.	Page	Part No.	Page	Part No.	Page
G10939.....	P142	G11091.....	P178	G11360.....	P90	G11387.....	P198
G10939.....	P151	G11091.....	P207	G11385.....	P6	G11387.....	P210
G10940.....	P10	G11100.....	P126	G11385.....	P16	G11387.....	P212
G10943.....	P64	G11100.....	P202	G11385.....	P35	G11389.....	P16
G10943.....	P80	G11106.....	P180	G11385.....	P38	G11389.....	P18
G10954.....	P184	G11123.....	P64	G11385.....	P70	G11389.....	P42
G10958.....	P151	G11123.....	P184	G11385.....	P72	G11389.....	P48
G10966.....	P38	G11124.....	P61	G11385.....	P73	G11389.....	P52
G10968.....	P55	G11124.....	P64	G11385.....	P78	G11389.....	P54
G10974.....	P42	G11124.....	P87	G11385.....	P80	G11389.....	P60
G10991.....	P198	G11124.....	P110	G11385.....	P98	G11389.....	P68
G10991.....	P212	G11124.....	P184	G11385.....	P100	G11389.....	P68
G10992.....	P130	G11142.....	P68	G11385.....	P138	G11389.....	P70
G10992.....	P130	G11142.....	P68	G11385.....	P185	G11389.....	P104
G10992.....	P184	G11142.....	P68	G11385.....	P186	G11389.....	P112
G10994.....	P209	G11147.....	P68	G11386.....	P10	G11389.....	P115
G11009.....	P16	G11151.....	P24	G11386.....	P10	G11389.....	P115
G11009.....	P22	G11160.....	P178	G11386.....	P10	G11389.....	P124
G11009.....	P24	G11166.....	P113	G11386.....	P54	G11389.....	P138
G11009.....	P26	G11166.....	P184	G11386.....	P94	G11389.....	P186
G11009.....	P60	G11166.....	P234	G11386.....	P94	G11389.....	P195
G11009.....	P98	G11172.....	P25	G11386.....	P130	G11389.....	P198
G11009.....	P100	G11182.....	P94	G11386.....	P130	G11389.....	P198
G11015.....	P4	G11202.....	P34	G11386.....	P139	G11389.....	P199
G11015.....	P50	G11202.....	P176	G11386.....	P146	G11389.....	P202
G11018.....	P18	G11202.....	P177	G11386.....	P178	G11389.....	P208
G11018.....	P52	G11202.....	P184	G11386.....	P198	G11391.....	P12
G11066.....	P130	G11209.....	P38	G11387.....	P4	G11391.....	P18
G11066.....	P130	G11215.....	P62	G11387.....	P4	G11391.....	P52
G11067.....	P184	G11215.....	P82	G11387.....	P12	G11391.....	P105
G11073.....	P35	G11220.....	P18	G11387.....	P12	G11391.....	P106
G11075.....	P124	G11223.....	P108	G11387.....	P14	G11391.....	P110
G11078.....	P126	G11228.....	P42	G11387.....	P19	G11391.....	P112
G11078.....	P202	G11236.....	P42	G11387.....	P28	G11391.....	P120
G11081.....	P120	G11237.....	P209	G11387.....	P30	G11391.....	P122
G11091.....	P6	G11261.....	P94	G11387.....	P38	G11391.....	P133
G11091.....	P28	G11290.....	P105	G11387.....	P48	G11391.....	P136
G11091.....	P54	G11313.....	P110	G11387.....	P48	G11391.....	P138
G11091.....	P68	G11314.....	P120	G11387.....	P56	G11391.....	P198
G11091.....	P78	G11320.....	P61	G11387.....	P58	G11391.....	P199
G11091.....	P78	G11320.....	P80	G11387.....	P61	G11391.....	P203
G11091.....	P78	G11320.....	P80	G11387.....	P70	G11392.....	P42
G11091.....	P78	G11320.....	P80	G11387.....	P72	G11392.....	P185
G11091.....	P78	G11320.....	P113	G11387.....	P78	G11396.....	P105
G11091.....	P78	G11320.....	P234	G11387.....	P78	G11400.....	P132
G11091.....	P79	G11328.....	P92	G11387.....	P100	G11400.....	P132
G11091.....	P98	G11334.....	P133	G11387.....	P104	G11400.....	P133
G11091.....	P98	G11339.....	P92	G11387.....	P122	G11408.....	P78
G11091.....	P100	G11339.....	P138	G11387.....	P125	G11418.....	P136
G11091.....	P100	G11339.....	P184	G11387.....	P138	G11418.....	P184
G11091.....	P138	G11345.....	P16	G11387.....	P177	G11419.....	P12
G11091.....	P174	G11345.....	P186	G11387.....	P182	G11445.....	P34

Part No.	Page	Part No.	Page	Part No.	Page	Part No.	Page
G11447.....	P34	G11998.....	P32	G10112901.....	P182	GA5090.....	P122
G11448.....	P26	G12215.....	P206	G10112901.....	P184	GA5105.....	P122
G11453.....	P126	G12215.....	P206	G10114001.....	P184	GA5105.....	P124
G11453.....	P202	G12216.....	P206	G10116601.....	P16	GA5105.....	P125
G11473.....	P206	G12217.....	P206	G10122301.....	P4	GA5105.....	P202
G11491.....	P6	G12217.....	P206	G10122301.....	P50	GA5106.....	P125
G11514.....	P6	G12218.....	P206	G10129501.....	P94	GA5106.....	P126
G11514.....	P48	G12219-12.....	P184	G10132501.....	P94	GA5107.....	P54
G11514.....	P48	*G15023.....	P156	G10146001.....	P16	GA5107.....	P122
G11522.....	P94	*G15082-77.....	P156	G10147401.....	P10	GA5107.....	P125
G11528.....	P184	*G15098-150.....	P156	G10169501.....	P183	GA5107.....	P200
G11539.....	P60	G16040.....	P72	G10169701.....	P150	GA5108.....	P125
G11539.....	P94	G1003101.....	P185	G10180301.....	P100	GA5108.....	P126
G11556.....	P26	G1007301.....	P92	G10200501.....	P70	GA5109.....	P125
G11556.....	P116	G10011101.....	P6	G10200501.....	P72	GA5110.....	P125
G11578.....	P26	G10011201.....	P6	G10201101.....	P181	GA5111.....	P125
G11588.....	P26	G10011301.....	P48	G10212001.....	P104	GA5112.....	P125
G11588.....	P184	G10011401.....	P48	G10227601.....	P224	GA5113.....	P125
G11591.....	P4	G10017201.....	P92	G10229401.....	P177	GA5114.....	P122
G11591.....	P50	G10018001.....	P70	G10243001.....	P180	GA5114.....	P125
G11592.....	P4	G10018501.....	P70	G10252301.....	P115	GA5114.....	P200
G11592.....	P50	G10018501.....	P72	G10252301.....	P115	GA5115.....	P200
G11618.....	P25	G10018801.....	P8	G10257701.....	P182	GA5116.....	P125
G11619.....	P25	G10019303.....	P92	G10258101.....	P16	GA5121.....	P78
G11619.....	P26	G10020001.....	P218	G10258101.....	P186	GA5121.....	P116
G11687.....	P34	G10028601.....	P10	G10300501.....	P72	GA5146.....	P125
G11693.....	P26	G10028701.....	P10	G10300601.....	P72	GA5157.....	P121
G11742.....	P139	G10028801.....	P10	G10301201.....	P92	GA5164.....	P123
G11793.....	P30	G10034401.....	P185	G10302501.....	P94	GA5164.....	P218
G11793.....	P35	G10034501.....	P185	G10318901.....	P183	GA5165.....	P123
G11847.....	P106	G10037301.....	P8	GA0167.....	P136	GA5194.....	P210
G11847.....	P110	G10038601.....	P4	GA0245.....	P136	GA5202.....	P126
G11848.....	P61	G10038601.....	P50	GA0257.....	P136	GA5223.....	P200
G11862.....	P12	G10047801.....	P73	GA0378.....	P123	GA5229.....	P200
G11874.....	P105	G10048201.....	P73	GA1720.....	P6	GA5552.....	P148
G11921.....	P64	G10048301.....	P70	GA1720.....	P58	GA5552.....	P148
G11924.....	P206	G10048301.....	P72	GA2007.....	P14	GA5572.....	P148
G11929.....	P60	G10048401.....	P70	GA2007.....	P48	GA5600.....	P176
G11942.....	P206	G10048401.....	P72	GA2012L.....	P8	GA5624.....	P125
G11942.....	P206	G10048501.....	P70	GA2012R.....	P8	GA5629.....	P125
G11942.....	P206	G10048501.....	P72	GA2014.....	P42	GA5654.....	P42
G11942.....	P206	G10053801.....	P150	GA2014.....	P44	GA5654.....	P44
G11950.....	P206	G10057501.....	P94	GA2019.....	P22	GA5698.....	P24
G11950.....	P206	G10058001.....	P94	GA2020.....	P22	GA5699.....	P24
G11950.....	P206	G10062101.....	P138	GA2068.....	P122	GA5794.....	P24
G11958.....	P16	G10062201.....	P138	GA2180.....	P54	GA5795.....	P24
G11960.....	P176	G10074001.....	P233	GA3893.....	P210	GA5796.....	P24
G11960.....	P177	G10074701.....	P192	GA4444.....	P30	GA5834.....	P24
G11961.....	P176	G10074801.....	P192	GA4444.....	P32	GA5917.....	P207
G11966.....	P206	G10090401.....	P8	GA4620.....	P210	GA5982.....	P24
G11976.....	P6	G10099301.....	P185	GA4693.....	P120	GA6038.....	P24
G11976.....	P48	G10105001.....	P185	GA4976.....	P208	GA6147.....	P177

Part No.	Page	Part No.	Page	Part No.	Page	Part No.	Page
GA6168	P24	GA7853	P194	GA9963	P128	GA12812	P188
GA6171	P10	GA7854	P176	GA9964	P62	GA12812	P194
GA6171	P12	GA7855	P176	GA9964	P128	GA12813	P128
GA6171	P12	GA7857	P176	GA9978	P176	GA12858	P128
GA6171	P12	GA7859	P176	GA9978	P176	GA12858	P188
GA6182	P24	GA7859	P188	GA10030	P202	GA12858	P194
GA6184	P24	GA7859	P194	GA10047	P198	GA13169	P130
GA6187	P24	GA8022	P188	GA10048	P198	GA13204	P185
GA6337	P200	GA8022	P194	GA10137	P14	GA13512	P130
GA6404	P110	GA8046	P176	GA10151	P14	GA13521	P177
GA6418	P110	GA8047	P174	GA10151	P58	GA13551	P82
GA6422	P112	GA8047	P176	GA10151	P96	GA13551	P174
GA6434	P12	GA8092	P55	GA10157	P4	GA13551	P188
GA6435	P120	GA8135	P177	GA10603	P210	GA13551	P194
GA6478	P24	GA8326	P30	GA10799	P62	GA13665	P108
GA6497	P117	GA8326	P35	GA10799	P82	GA13673	P108
GA6514	P126	GA8328	P62	GA10918	P70	GA13719	P136
GA6579	P202	GA8328	P128	GA10918	P84	GA13783	P108
GA6597	P12	GA8329	P62	GA10918	P86	GA13944	P128
GA6608	P117	GA8329	P128	GA10918	P101	GA13944	P188
GA6633	P24	GA8343	P22	GA10918	P158	GA13944	P194
GA6741	P38	GA8364	P35	GA10918	P160	GA14031	P96
GA6832	P44	GA8366	P30	GA10918	P164	GA14041	P78
GA6833	P44	GA8366	P35	GA10924	P174	GA14049	P207
GA6834	P44	GA8371	P30	GA11024	P210	GA14112	P207
GA6838	P44	GA8371	P32	GA11079	P108	GA14127	P130
GA6849	P120	GA8603	P39	GA11331	P54	GA14129	P188
GA6850	P116	GA8603	P198	GA11331	P218	GA14129	P194
GA6859	P132	GA8641	P39	GA11971	P48	GA14135	P188
GA6884	P147	GA8760	P42	GA11982	P18	GA14135	P194
GA6884	P147	GA8882	P142	GA11982	P52	GA14413	P120
GA6884	P156	GA8882	P144	GA11988	P130	GA14446	P162
GA6906	P38	GA8884	P142	GA11991	P130	GA14446	P164
GA6966	P198	GA8888	P142	GA11992	P130	GA14446	P172
GA6978	P128	GA8888	P144	GA11997	P130	GA14600	P62
GA7022	P112	GA8911	P120	GA12104	P130	GA14600	P82
GA7153	P116	GA8911	P151	GA12108	P198	GA14804	P130
GA7154	P54	GA8911	P154	GA12109	P198	GA14805	P62
GA7154	P210	GA8911	P156	GA12143	P14	GA14805	P80
GA7255	P24	GA8931	P214	GA12163	P108	GA14822	P78
GA7270	P38	GA9144	P176	GA12164	P108	GA14822	P92
GA7336	P125	GA9433	P198	GA12178	P124	GA14846	P128
GA7336	P202	GA9434	P198	GA12235	P42	GA14847	P62
GA7375	P207	GA9437	P198	GA12236	P42	GA14847	P82
GA7434	P120	GA9547	P96	GA12236	P44	*GA15082-140	P158
GA7543	P120	GA9559	P112	GA12330	P212	GA15151	P136
GA7841	P126	GA9559	P151	GA12358	P130	GA15197	P12
GA7850	P176	GA9559	P154	GA12403	P176	GA15288	P195
GA7850	P188	GA9559	P156	GA12626	P130	GA15290	P195
GA7850	P194	GA9714	P20	GA12812	P62	GA15422	P113
GA7853	P176	GA9820	P198	GA12812	P82	GA15422	P234
GA7853	P188	GA9846	P122	GA12812	P128	GA15452	P87

Part No.	Page	Part No.	Page	Part No.	Page	Part No.	Page
GA15473	P34	GA20272	P65	GA22554-325	P190	GA24694	P144
GA15485	P16	GA20283	P73	GA22554-375	P190	GA24694	P154
GA15485	P60	GA20346	P26	GA22555-20	P190	GA24694	P156
GA15882	P194	GA20622	P26	GA22555-27	P190	GA24695	P144
GA15883	P194	GA20640	P14	GA22555-94	P190	GA24715	P158
GA16082	P176	GA20640	P98	GA22556-91	P190	GA24715	P160
GA16157	P207	GA20640	P100	GA22556-100	P190	GA24752	P26
GA16374	P28	GA20686	P120	GA22793	P130	GA24754	P133
GA16374	P58	GA20710	P34	GA22793	P130	GA24758	P78
GA16375	P194	GA20711	P26	GA22901	P84	GA24825	P120
GA16391	P128	GA20711	P192	GA22901	P86	GA24826	P120
GA16391	P188	GA20712	P26	GA22901	P158	GA24857	P147
GA16391	P192	GA20712	P32	GA22901	P160	GA24873	P20
GA16391	P194	GA20712	P192	GA22901	P170	GA24877	P26
GA16393	P194	GA20822	P148	GA24239	P39	GA24878	P25
GA16428	P207	GA20902	P176	GA24281	P180	GA24889	P48
GA16829	P6	GA20903	P181	GA24284	P180	GA24891	P154
GA16830	P6	GA20914	P16	GA24285	P180	GA24891	P156
GA17034	P78	GA20914	P60	GA24364	P34	GA24921	P154
GA17113	P73	GA21067	P65	GA24365	P78	GA24921	P156
GA17113	P162	GA21067	P65	GA24366	P78	GA25029	P16
GA17113	P164	GA21067	P66	GA24373	P54	GA25029	P60
GA17115	P73	GA21067	P149	GA24374	P78	GA25029	P192
GA17200	P28	GA21143	P180	GA24376	P78	GA25030	P192
GA17200	P194	GA21151	P181	GA24377	P78	GA25031	P192
GA17426	P152	GA21152	P181	GA24381	P78	GA25032	P192
GA17542	P194	GA21158	P145	GA24414	P80	GA25033	P192
GA17545	P194	GA21158	P154	GA24415	P101	GA25038	P16
GA17546	P194	GA21158	P156	GA24422	P106	GA25038	P192
GA17547	P128	GA21159	P145	GA24426	P61	GA25039	P60
GA17547	P176	GA21190	P74	GA24426	P87	GA25039	P192
GA17547	P188	GA21239	P203	GA24426	P158	GA25067	P78
GA17547	P194	GA21309	P98	GA24426	P160	GA25084	P60
GA18195	P34	GA21309	P100	GA24429	P87	GA25214	P192
GA18201	P22	GA21406	P62	GA24449	P139	GA25304	P98
GA18208	P24	GA21406	P82	GA24487-100	P190	GA25304	P100
GA18353	P16	GA21450	P60	GA24488-27	P190	GA25388	P61
GA18353	P186	GA21482	P100	GA24488-64	P190	GA25388	P64
GA18486	P178	GA21510	P61	GA24488-96	P190	GA25397	P64
GA18907	P26	GA21510	P64	GA24495	P146	GA25399-36	P180
GA19112	P26	GA21515	P4	GA24496	P146	GA25399-36	P190
GA19113	P26	GA21515	P176	GA24507	P80	GA25406	P190
GA19114	P26	GA21676	P10	GA24507	P156	GA25411	P195
GA19115	P26	GA21677	P10	GA24507	P158	GA25413	P195
GA19432	P84	GA21687	P186	GA24507	P160	GA25426	P68
GA19432	P86	GA21705	P142	GA24507	P160	GA25434	P64
GA19432	P158	GA22273	P130	GA24511	P133	GA25435	P64
GA19432	P160	GA22522	P32	GA24513	P133	GA25437	P180
GA19432	P170	GA22522	P192	GA24605	P178	GA25441	P68
GA20111	P26	GA22547	P178	GA24605	P188	GA25513	P156
GA20270	P65	GA22547	P192	GA24605	P194	GA25513	P160
GA20271	P65	GA22554-265	P190	GA24676	P26	GA25550	P26

Part No.	Page	Part No.	Page	Part No.	Page	Part No.	Page
GA25606	P72	GA26262	P32	GB0186	P6	GB0428	P100
GA25686	P120	GA26267	P79	GB0198	P206	GB0430	P92
GA25688	P120	GA26272	P79	GB0199	P206	GB0430	P96
GA25719	P120	GA26287	P30	GB0200	P206	GB0430	P98
GA25720	P106	GA26287	P32	GB0218	P112	GB0430	P100
GA25722	P112	GA26287	P121	GB0218	P121	GB0431	P90
GA25723	P110	GA26296	P14	GB0230	P116	GB0444	P92
GA25733	P78	GA26297	P50	GB0234	P116	GB0445	P96
GA25735	P68	GA26330	P34	GB0239	P12	GB0446	P96
GA25736	P68	GA26331	P32	GB0254	P12	GB0455	P96
GA25737	P68	GA26398	P61	GB0259	P126	GB0455	P98
GA25749	P198	GA26673	P183	GB0265	P4	GB0455	P100
GA25753	P206	GA26674	P183	GB0266	P4	GB0464	P42
GA25755	P115	GA26742	P138	GB0266	P50	GB0554	P136
GA25757	P206	GA26746	P138	GB0267	P4	GB0574	P96
GA25758	P206	GA26839	P183	GB0267	P50	GB0577	P34
GA25760	P104	GA26878	P192	GB0268	P12	GB0579	P34
GA25761	P132	GA26883	P192	GB0274	P4	GB0673	P94
GA25763	P104	GA26884	P192	GB0274	P50	GB0675	P94
*GA25764	P120	GA26885	P178	GB0276	P10	GB0676	P26
GA25774	P115	GA26885	P192	GB0278	P14	GB0697	P25
GA25774	P174	GA26886	P192	GB0278	P35	GB0717	P98
GA25775	P115	GA26924-01	P229	GB0282	P12	GB0717	P100
GA25775	P174	GA26924-02	P229	GB0287	P123	GB0780	P25
GA25776	P115	GA26924-03	P229	GB0296	P198	GB0815	P25
GA25776	P174	GA26924-04	P229	GB0314	P6	GB0818	P26
GA25784	P174	GA26924-05	P229	GB0314	P48	GB0823	P25
GA25784	P188	GA26924-06	P229	GB0322	P198	GB0827	P68
GA25784	P192	GA26924-08	P229	GB0323	P198	GB0827	P75
GA25784	P194	GA26924-09	P229	GB0331	P14	GB0901	P98
GA25785	P188	GA26924-10	P229	GB0331	P58	GB0901	P100
GA25785	P194	GA26924-11	P229	GB0331	P96	GB0905	P94
GA25817	P192	GA26958	P12	GB0331	P98	GB0907	P26
GA25892	P202	GA26989	P26	GB0331	P100	GB0920	P26
GA25902	P206	GA26996	P120	GB0366	P6	GB0921	P26
GA25905	P115	GA27037	P206	GB0383	P42	GB0926	P16
GA25908	P206	GA27038	P42	GB0387	P42	GB0926	P26
GA25909	P206	GA27105	P162	GB0387	P44	GB0926	P60
GA25919	P132	GA27105	P164	GB0389	P52	GB0926	P98
GA25922	P112	GA27124	P206	GB0390	P52	GB0926	P100
GA25927	P194	GA27156	P92	GB0391	P52	GB0958	P26
GA25928	P194	GA27157	P92	GB0392	P52	GB0968	P56
GA25949	P16	GA27158	P92	GB0393	P18	GB0968	P58
GA25949	P60	GA27159	P92	GB0395	P18	GB1090	P176
GA26104	P92	GA27184	P16	GB0396	P18	GB1090	P176
GA26127	P30	GA27184	P186	GB0397	P18	GB1090	P176
GA26127	P32	GA27185	P186	GB0397	P52	GB1134	P24
GA26128	P30	GB0110	P22	GB0400	P198	GB1147	P25
GA26128	P32	GB0115	P35	GB0405	P198	GB1190	P36
GA26129	P30	GB0116	P35	GB0409	P117	GB1195	P92
GA26129	P32	GB0120	P22	GB0410	P22	GB1196	P92
GA26262	P30	GB0156	P104	GB0428	P98	GB1197	P92

Part No.	Page	Part No.	Page	Part No.	Page	Part No.	Page
GB1199	P92	GD1200	P206	GD4887-01	P124	GD8460	P12
GB1201	P92	GD1207	P206	GD5625	P78	GD8751	P176
GB1203	P92	GD1255	P123	GD5752	P122	GD8770	P176
GB1204	P92	GD1256	P123	GD5753	P122	GD8771	P176
GB1206	P94	GD1512	P180	GD5756	P121	GD8778	P24
GB1223	P6	GD1512	P228	GD5756	P126	GD8893-01	P56
GB1223	P48	GD1514	P207	GD5827	P121	GD8893-01	P58
GB1224	P6	GD1515	P207	GD5827	P124	GD8893-07	P105
GB1224	P6	GD1516	P207	GD5830	P126	GD9047	P126
GB1224	P48	GD1517	P207	GD5835	P125	GD9047	P218
GB1224	P48	GD1719	P210	GD5857	P44	GD9051	P120
GB1231	P26	GD1747	P208	GD5857	P112	GD9120	P12
GB1237	P26	GD1755	P24	GD5857	P121	GD9121	P120
GB1313	P98	GD1862	P206	GD5857	P125	GD9122	P120
GB1313	P100	GD1862	P207	GD5857	P202	GD9123	P120
GD0453-02	P132	GD2117	P228	GD5857	P210	GD9124	P120
GD0746	P136	GD2161	P132	GD5875	P117	GD9129-01	P90
GD0840	P136	GD2169	P106	GD5875	P132	GD9130	P120
GD0914-12.50	P54	GD2169	P110	GD5875	P133	GD9254	P39
GD0914-210	P123	GD2169	P120	GD5886	P203	GD9695	P48
GD0914-215	P54	GD2199	P115	GD5961	P203	GD9715	P44
GD1026	P19	GD2199	P221	GD6279-05	P68	GD9720	P44
GD1026	P30	GD2423	P38	GD6291	P32	GD9724	P42
GD1026	P56	GD2548-10.25	P203	GD6291	P32	GD9724	P44
GD1026	P58	GD2548-10.75	P203	GD6291	P174	GD9971	P116
GD1026	P121	GD2558	P90	GD6551	P125	GD10036	P6
GD1026	P125	GD2558	P104	GD6825-10.5	P122	GD10036	P18
GD1026	P198	GD2558	P104	GD7127	P125	GD10057-01	P229
GD1041	P22	GD2558	P122	GD7127	P202	GD10057-02	P229
GD1042	P22	GD2558	P124	GD7127	P112	GD10057-03	P229
GD1059L	P30	GD2558	P125	GD7137	P112	GD10057-04	P229
GD1059L	P32	GD2558	P200	GD7145	P70	GD10057-19	P229
GD1059R	P30	GD2558	P202	GD7148	P35	GD10110	P208
GD1059R	P32	GD2597	P136	GD7258	P35	GD10129	P116
GD1060	P30	GD2721	P132	GD7318	P19	GD10129	P116
GD1060	P32	GD2734-18	P202	GD7426	P121	GD10283	P136
GD1061	P35	GD2947	P38	GD7426	P125	GD10519	P42
GD1063	P35	GD2971-10	P30	GD7803	P39	GD10532	P117
GD1065	P19	GD2971-24	P58	GD7804	P39	GD10544	P180
GD1083	P22	GD2971-26	P8	GD7822	P125	GD10918	P162
GD1085	P12	GD2984	P228	GD7867	P203	GD10963	P38
GD1109	P12	GD2984	P228	GD7870	P202	GD10984	P38
GD1113	P6	GD2984	P228	GD7878	P24	GD10991	P10
GD1113	P48	GD3180-05	P146	GD7878	P24	GD10993	P4
GD1113	P90	GD3180-28	P78	GD8189	P106	GD10993	P50
GD1113	P198	GD3180-30	P18	GD8189	P110	GD11001	P4
GD1113	P199	GD3180-30	P52	GD8237	P24	GD11045	P55
GD1113	P203	GD3612	P4	GD8306	P16	GD11045	P123
GD1113	P210	GD3612	P50	GD8306	P55	GD11045	P210
GD1114	P48	GD4743	P101	GD8306	P78	GD11089	P174
GD1132	P42	GD4743	P112	GD8306	P138	GD11089	P177
GD1132	P44	GD4743	P113	GD8306	P182	GD11122	P24
		GD4743	P186	GD8306	P186	GD11123	P208
				GD8306	P195		



Part No.	Page	Part No.	Page	Part No.	Page	Part No.	Page
GD11124	P208	GD12676	P198	GD16328	P104	GD19690-04	P94
GD11158	P210	GD12677	P198	GD16561	P100	GD19790	P22
GD11218	P56	GD12679	P198	GD16642	P234	GD19808	P92
GD11218	P58	GD12685	P198	GD17014	P4	GD19852	P92
GD11219	P30	GD13170	P151	GD17014	P48	GD19864	P92
GD11239	P14	GD13172	P151	GD17052	P14	GD20060	P207
GD11239	P35	GD13173	P151	GD17052	P48	GD20595	P90
GD11240	P35	GD13250	P117	GD17052	P100	GD20923	P94
GD11259	P4	GD13287	P115	GD17141	P130	GD20928	P64
GD11259	P50	GD13287	P115	GD17143	P130	GD21080	P92
GD11264	P48	GD13287	P198	GD17150-02	P130	GD21142	P132
GD11279	P20	GD13287	P199	GD17150-10	P130	GD21143	P132
GD11286	P22	GD13302	P144	GD17150-12	P130	GD21143	P133
GD11297	P35	GD13303	P144	GD17151-03	P62	GD21278	P82
GD11305	P30	GD13348	P68	GD17151-06	P128	GD21300	P61
GD11305	P35	GD13348	P176	GD17154	P130	GD21300	P64
GD11306	P8	GD13400	P151	GD17156	P130	GD21300	P87
GD11413	P14	GD13401	P120	GD17156	P130	GD21337	P6
GD11413	P35	GD13425	P151	GD17161	P110	GD21540	P136
GD11424	P30	GD14217	P6	GD17245	P108	GD22200	P183
GD11424	P32	GD14258	P128	GD18010	P128	GD22686	P113
GD11474	P176	GD14413	P125	GD18010	P130	GD22686	P234
GD11490	P120	GD14427	P125	GD18011	P52	GD22695	P34
GD11528	P22	GD14431	P125	GD18011	P130	GD22696	P34
GD11557	P198	GD14432	P125	GD18041	P130	GD22965	P174
GD11558	P198	GD14626	P75	GD18078	P130	GD23773	P28
GD11579	P142	GD14660	P128	GD18112	P130	GD23774	P28
GD11579	P144	GD14671	P138	GD18118	P177	GD23774	P58
GD11649	P48	GD15100	P108	GD18119	P130	GD23995	P18
GD11677	P39	GD15386	P132	GD18168	P177	GD24126	P6
GD11700	P209	GD15386	P133	GD18274	P130	GD24352	P6
GD11721	P68	GD15538	P126	GD18704	P22	GD24386	P94
GD11721	P115	GD15698	P22	GD18796	P128	GD24545	P4
GD11721	P130	GD15699	P24	GD19212	P78	GD24545	P48
GD11747	P20	GD15725	P108	GD19212	P78	GD24754	P94
GD11751	P132	GD15792-13	P75	GD19212	P78	GD24879-01	P94
GD11787	P22	GD15804	P62	GD19237	P130	GD25007	P184
GD11950	P151	GD15804	P82	GD19237	P130	GD25147	P26
GD11962	P19	GD15849-02	P62	GD19238	P130	GD25147	P26
GD11962	P30	GD15849-02	P82	GD19292	P39	GD25568	P48
GD11999	P151	GD16037	P73	GD19333	P22	GD25569	P48
GD12101	P145	GD16037	P162	GD19343	P125	GD25644	P61
GD12103	P142	GD16037	P164	GD19468	P108	GD25644	P64
GD12103	P144	GD16037	P172	GD19508	P90	GD26146	P12
GD12239	P144	GD16038	P73	GD19508	P98	GD26274	P78
GD12501	P151	GD16040	P70	GD19508	P100	GD26419	P22
GD12502	P151	GD16157	P210	GD19509	P96	GD26593	P26
GD12510	P145	GD16226	P108	GD19509	P98	GD26920	P8
GD12518	P142	GD16245	P4	GD19509	P100	GD26973	P42
GD12561	P20	GD16245	P50	GD19658-03	P68	GD26989	P178
GD12561	P20	GD16302	P126	GD19659-08	P90	GD27190	P178
GD12561	P96	GD16303	P108	GD19690-03	P94	GD27232	P151

Part No.	Page	Part No.	Page	Part No.	Page	Part No.	Page
GD27233	P145	GD33756	P180	GD35743	P115	GR0196	P35
GD27235	P142	GD33757	P180	GD35761	P104	GR0196	P48
GD27235	P144	GD33758	P180	GD35836	P16	GR0196	P98
GD27607	P92	GD33759	P180	GD35836	P60	GR0196	P100
GD27607	P94	GD33953	P78	GD35837	P16	GR0270	P120
GD28354	P183	GD33958	P78	GD35837	P60	GR0270	P120
GD28363	P184	GD34015	P106	GD35838	P16	GR0375	P116
GD28372	P62	GD34015	P110	GD35838	P60	GR0375	P120
GD28372	P80	GD34071	P78	GD35844	P94	GR0434	P120
GD28390	P4	GD34081	P116	GD35857	P94	GR0508	P207
GD28515	P34	GD34098	P61	GD35858	P98	GR0586	P176
GD28631	P26	GD34103	P61	GD35903	P62	GR0594	P176
GD29318	P65	GD34103	P64	GD35928	P178	GR0664	P22
GD29321	P65	GD34372	P90	GD35929	P86	GR0880	P210
GD29321	P150	GD34701	P78	GD35929	P101	GR0881	P210
GD29339	P96	GD34702	P78	GD35937	P206	GR0882	P210
GD29413	P16	GD34774	P26	GD36260	P206	GR0883	P210
GD29413	P60	GD35037	P78	GD36277	P38	GR0912	P122
GD29413	P98	GD35058	P16	GD36333	P34	GR0912	P125
GD29413	P100	GD35126	P78	GD36388	P16	GR0912	P125
GD29423	P38	GD35127	P105	GD36388	P60	GR0912	P210
GD29425	P26	GD35216	P180	GD36680	P184	GR1015	P208
GD29459	P48	*GD35274-01	P94	GD36681	P184	GR1016	P208
GD29491	P34	GD35294	P61	GD36682	P184	GR1017	P208
GD29492	P34	GD35294	P64	GD36709	P10	GR1018	P208
GD29507	P14	GD35340	P105	GD36713	P10	GR1019	P208
GD29657	P26	GD35444	P8	GD36723	P180	GR1032	P148
GD29689	P145	GD35446	P65	GD36724	P180	GR1033	P148
GD29798	P4	GD35447	P64	GD36727	P138	GR1034	P148
GD29798	P98	GD35448	P61	GD36820	P184	GR1035	P148
GD30221	P139	GD35448	P64	GD36821	P183	GR1036	P148
GD30262	P183	GD35449	P60	GD36822	P183	GR1037	P64
GD30500	P152	GD35465	P180	GD36855	P61	GR1037	P64
GD30571	P65	GD35471	P48	GD36856	P8	GR1037	P142
GD30624	P218	GD35472	P48	GD36860	P8	GR1037	P148
GD30631	P142	GD35491	P68	GD36878	P218	GR1037	P148
GD30631	P144	GD35609	P16	GD36879	P218	GR1038	P148
GD30632	P142	GD35609	P60	GD36895	P12	GR1039	P148
GD30697	P144	GD35628	P60	GD36922	P22	GR1040	P148
GD30722	P139	GD35629	P16	GD36928	P195	GR1041	P148
GD30723	P139	GD35629	P60	GD36990	P8	GR1042	P148
GD30725	P8	GD35667	P206	GD37001	P94	GR1043	P148
GD30725	P42	GD35678	P123	GD37049	P92	GR1044	P148
GD30726	P16	GD35684	P206	GD37053	P120	GR1045	P148
GD30859	P142	GD35713	P115	GD37066	P80	GR1045	P148
GD30882	P61	GD35717	P206	GR0146	P232	GR1045	P148
GD30882	P64	GD35724	P110	GR0146MPP	P232	GR1046	P148
GD31435	P74	GD35725	P110	GR0150	P136	GR1047	P148
GD31450	P124	GD35726	P104	GR0151	P136	GR1047	P148
GD33511	P66	GD35727	P104	GR0193	P116	GR1048	P148
GD33511	P149	GD35729	P115	GR0193	P120	GR1104	P212
GD33595	P78	GD35732	P199	GR0196	P4	GR1112	P212

Part No.	Page	Part No.	Page	Part No.	Page	Part No.	Page
GR1116	P212	GR1795	P212				
GR1118	P212	GR1797	P212				
GR1120	P212	GR1799	P212				
GR1122	P210	GR1801	P212				
GR1123	P212	GR1802	P212				
GR1124	P212	GR1804	P212				
GR1134	P212	GR1805	P212				
GR1281	P147	GR1806	P212				
GR1282	P147	GR1808	P212				
GR1289	P147	GR1842MPP	P233				
GR1292	P34	GR1843	P130				
GR1363	P128	GR1848	P22				
GR1389	P212	GR1921	P130				
GR1405	P55	GR1941	P207				
GR1406	P55	GR1943	P130				
GR1407	P55	GR1951	P130				
GR1408	P55	GR2003	P212				
GR1409	P55	GR2126	P184				
GR1410	P55	GR2127MPP	P232				
GR1411	P55	GR2154	P22				
GR1412	P55	GR2185	P212				
GR1413	P55	GR2193	P147				
GR1414	P176	GR2194	P147				
GR1415	P177	GR2203	P148				
GR1466	P70	GR2223	P142				
GR1466	P70	GR2229	P145				
GR1466	P70	GR2233	P130				
GR1517	P142	GR2240MPP	P233				
GR1526	P151	GR2241MPP	P233				
GR1533	P214	GR2266	P147				
GR1535	P214	GR2274	P144				
GR1540	P214						
GR1541	P214						
GR1542	P214						
GR1543	P212						
GR1543	P214						
GR1544	P214						
GR1545	P214						
GR1569	P22						
GR1570MPP	P232						
GR1574	P214						
GR1598	P151						
GR1708	P207						
GR1734	P64						
GR1736	P62						
GR1736	P62						
GR1762	P176						
GR1763	P177						
GR1777	P62						
GR1777	P80						
GR1777	P82						
GR1778	P130						

**This page left blank intentionally.**