

MODEL 3035 70 CM NARROW FOLD EXPORT PLANTER

PARTS MANUAL

M0317-02 Rev. 11/23

This manual applies to: Model: 3035 Narrow Fold Planters
2023 Production Year and on

Record serial number of your planter and date purchased:

Serial Number _____

Date Purchased _____

Information in this manual was current at time of printing. However, due to Kinze's ongoing product improvement, production changes may cause your machine to appear slightly different in detail. Kinze Manufacturing, Inc. reserves the right to change specifications or design without notice and without incurring obligation to install the same on machines previously manufactured.

Right hand (R.H.) and left hand (L.H.), as used throughout this manual, are determined by facing in the direction the machine will travel when in use, unless otherwise stated.

Hardware Size / Tool Required			
$1/4" = 7/16"$	$7/16" = 5/8"$ (nut for $7/16"$ hardware uses $11/16"$ tool)	$3/4" = 11/8"$	$1 1/4" = 1 7/8"$
$5/16" = 1/2"$	$1/2" = 3/4"$	$7/8" = 1 5/16"$	$1 1/2" = 2 1/4"$
$3/8" = 9/16"$	$5/8" = 15/16"$	$1" = 1 1/2"$	

ROW UNIT

Pull Row Unit Assembly P1
 Shank Assembly, Seed Tube, and Depth Adjustment P2
 Parallel Arms, Mounting Support Plate, and Quick Adjustable
 Down Force Springs Option P4
 15" Seed Opener Disc Blade/Bearing Assembly and
 Scrapers P6
 Gauge Wheels P8
 "V" Closing Wheels P10
 Hopper Support and Meter Drive P12
 Row Unit Idler P14
 Seed Hopper and Lid P15
 Granular Chemical Meter and Meter Drive P16
 Vacuum Seed Meter P18
 Granular Chemical P20
 Row Unit Mounted No Till Coulter P22
 Granular Chemical Hopper and Hopper Panel Extension P23
 Brush-Type Seed Meter P24
 Finger Pickup Seed Meter P26
 Coulter Mounted Residue Wheels P28

VACUUM SYSTEM

Vacuum System P30
 Vacuum Sensor Connection P32
 Fan Diffuser P33
 Vacuum Manifold P34
 Vacuum Fan Assembly P36
 Planter Mounted PTO P38
 Hydraulic Tank P40
 Cooler Fan Assembly P41
 MTZ PTO Pump P42
 Universal PTO Pump P42
 PTO Pump P42
 PTO Gear Pump Mount Assembly P43
 Miscellaneous P44

BASE MACHINE

Frame Assembly P45
 Center Frame Assembly P46
 L.H./R.H. Wing Assembly P47
 Wing Fold Assembly P49
 Hitch Assembly P51
 L.H./R.H. Catcher Assemblies P53
 Safety Chain Assembly P54
 Base Hydraulic Routing P55
 Transport and Ground Drive Wheel Assembly P57

Contact Wheel and Arm Assembly P59
 Seed Rate Transmission Assembly P61
 Transmission Mount Assembly P63
 Transmission Assembly P65
 Transmission Chains & Sprockets P67
 Central Frame Meter Shaft Assembly P68
 R.H. Wing Meter Shaft Assembly P69
 L.H. Wing Meter Shaft Assembly P70
 Row Marker Cylinder Mounting P71
 Row Marker Assembly P73
 Row Marker Assembly (Continued) P75
 Row Marker Spindle/Hub/Blade P77

ELECTRONICS

Lighting, R.H. P79
 Lighting, L.H. and SMV Sign P80
 Lighting Harness and Electrical Components P81
 KPM III Electronic Seed Monitor P83

FERTILIZER

Notched Single Disc Dry Fertilizer Opener w/ Mounting
 Hardware P87
 Notched Single Disc Liquid Fertilizer Opener w/ Mounting
 Hardware P89
 Depth/Gauge Wheel Attachment for Notched Single Disc
 Fertilizer Opener P91
 Dry Fertilizer Opener Mounts P92
 Dry Fertilizer Drive P93
 Dry Fertilizer Transmission P95
 Dry Fertilizer Hopper and Mounts P97
 Dry Fertilizer Hopper Assembly P99
 Dry Fertilizer System P101
 Dry Fertilizer Hopper Support Assembly P103
 L.H./R.H. Wing Hopper Shaft Assembly P104
 Center Frame L.H./R.H. Hopper Shaft Assembly P105
 Water Tank Assembly P106
 Liquid Fertilizer Piston Pump Flow Divider P107
 Liquid Fertilizer Openers Mount P108
 Double Disc Fertilizer Opener P109
 Liquid Fertilizer Tanks Assembly P111
 Liquid Fertilizer Piston Pump Assembly P113
 Liquid Fertilizer Piston Pump P115
 Quick Fill P117
 Liquid Fertilizer Hoses & Fittings P118
 Liquid Fertilizer Tube In Furrow P119

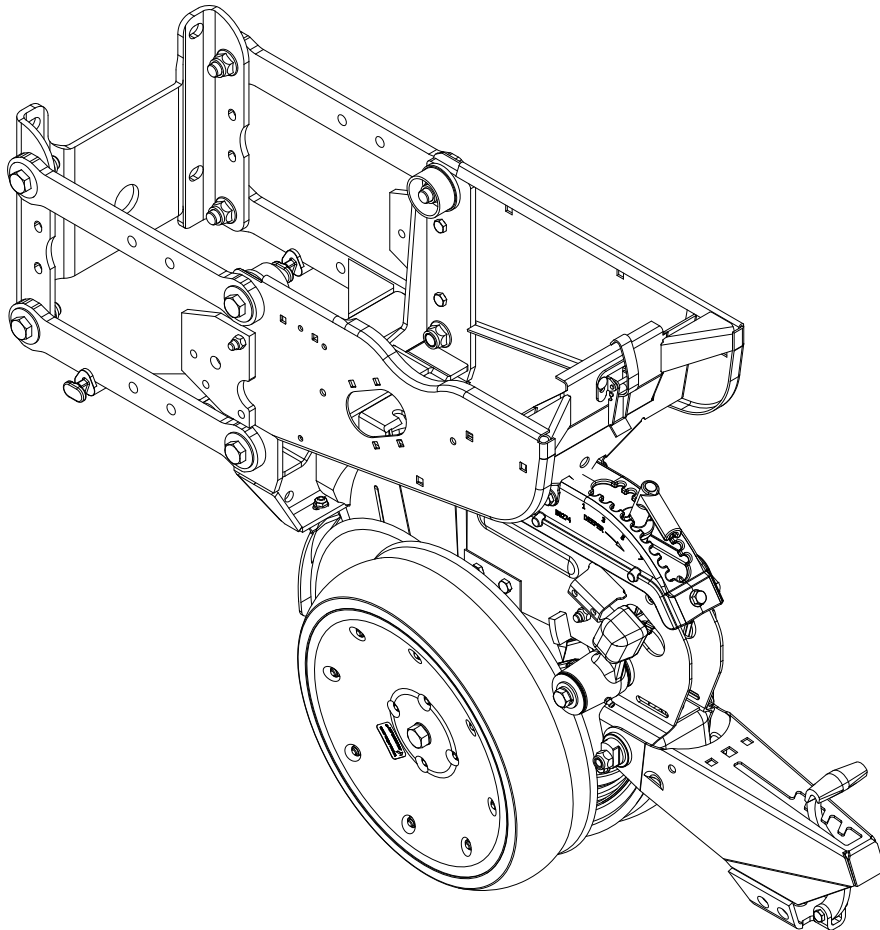
HYDRAULICS

Master Lift Cylinder P121
Slave Lift Cylinder P122
Row Marker Cylinder P123
Hydraulic Wing Fold Cylinder P124
Row Marker Sequencing/Flow Control Valve P125
Row Marker Sequencing/Flow Control Valve Mounting
Assembly P126
Selector Valve Assembly P127
PO Check Valve & Tee Holder Assembly P128
Planter Hydraulic System P129
Bypass Valve Assembly P131
Vacuum Fan Override Valve Block Assembly P132
Planter Mounted PTO Pump Hydraulic Schematic P133

MISCELLANEOUS P135

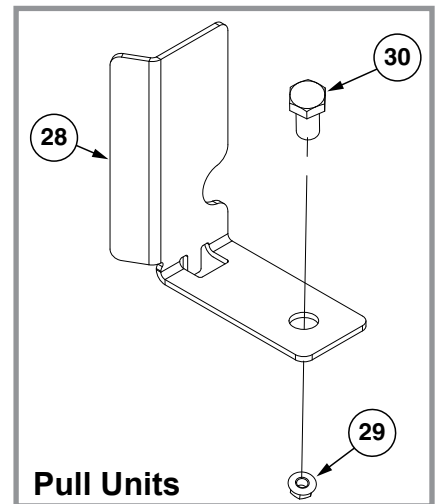
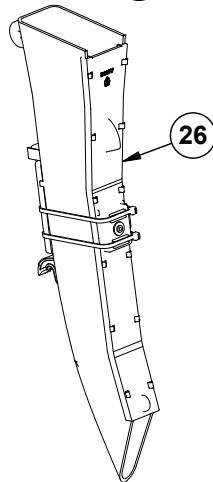

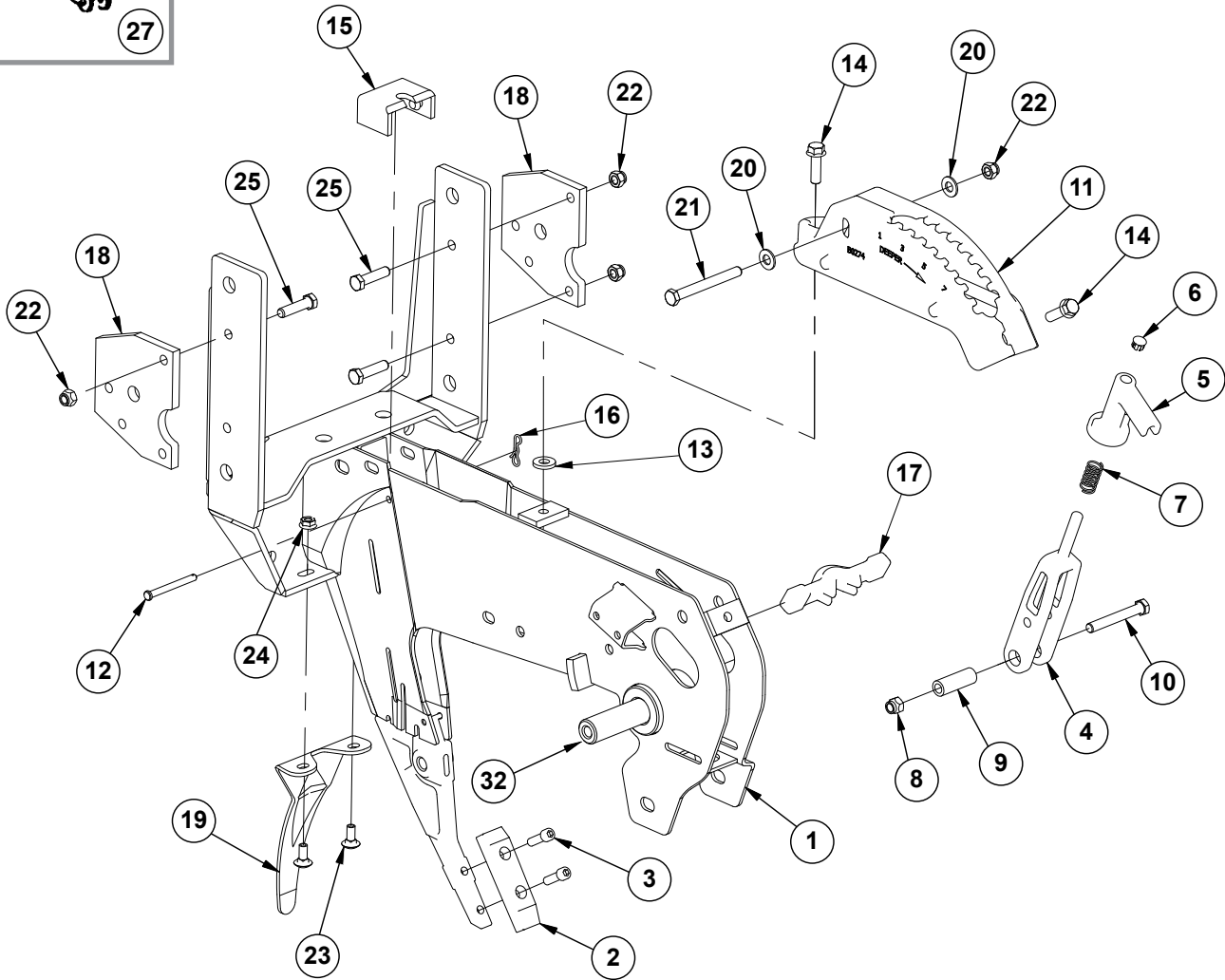
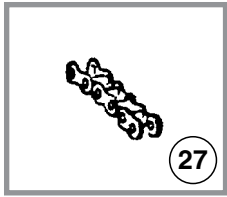
NUMERICAL INDEX P143

NOTE: Row unit assembly does not include the following: seed meter assembly, seed tube assembly, row unit hopper assembly, closing wheels, or seed meter clutch.



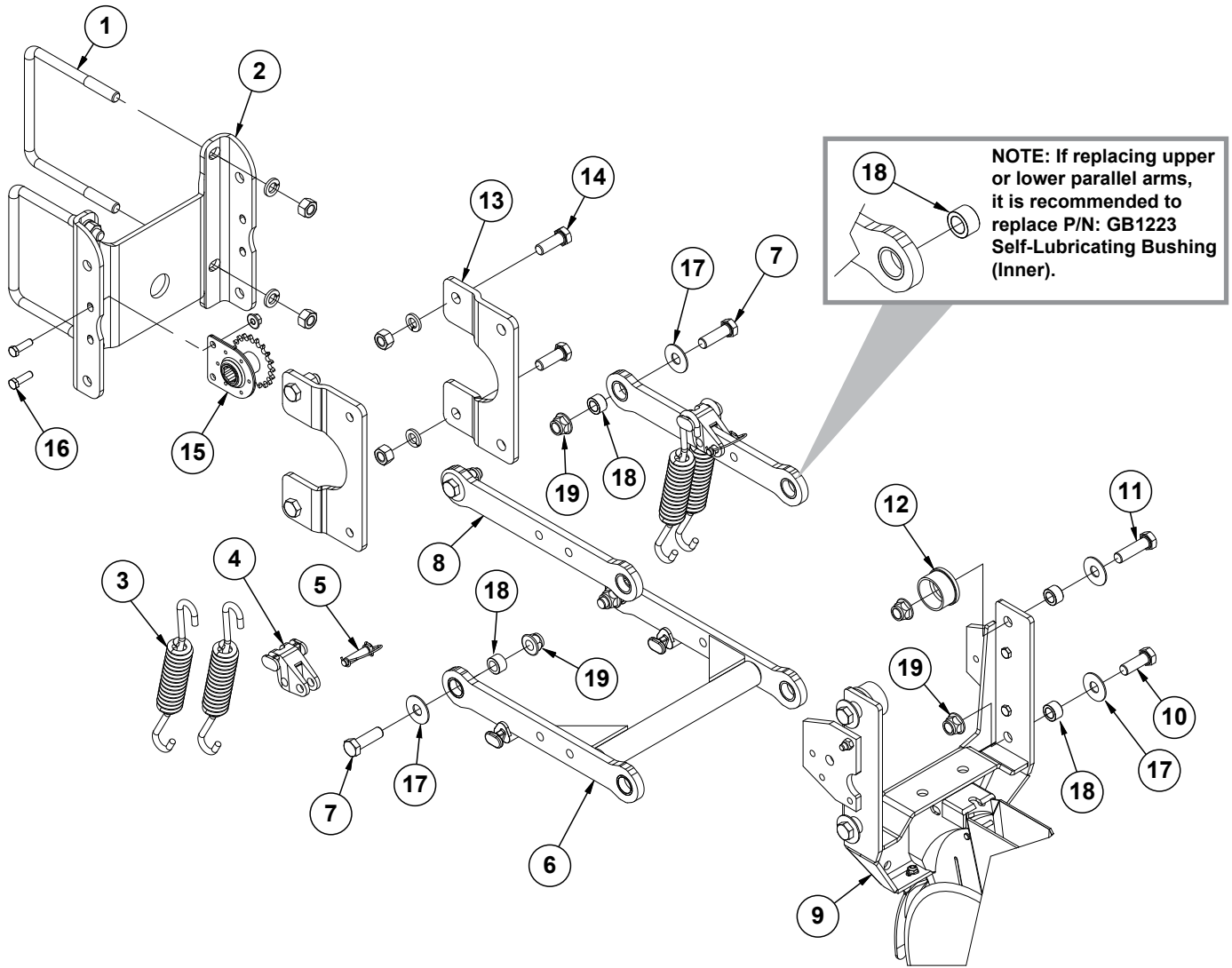
ITEM	PART NO.	QTY. (Per Row)	DESCRIPTION
1	G10502X	1	Pull Row Unit Assembly (Standard Gauge Wheels)
2	G10984X	1	Pull Row Unit Assembly (Spoked Gauge Wheels)

(IP1577)



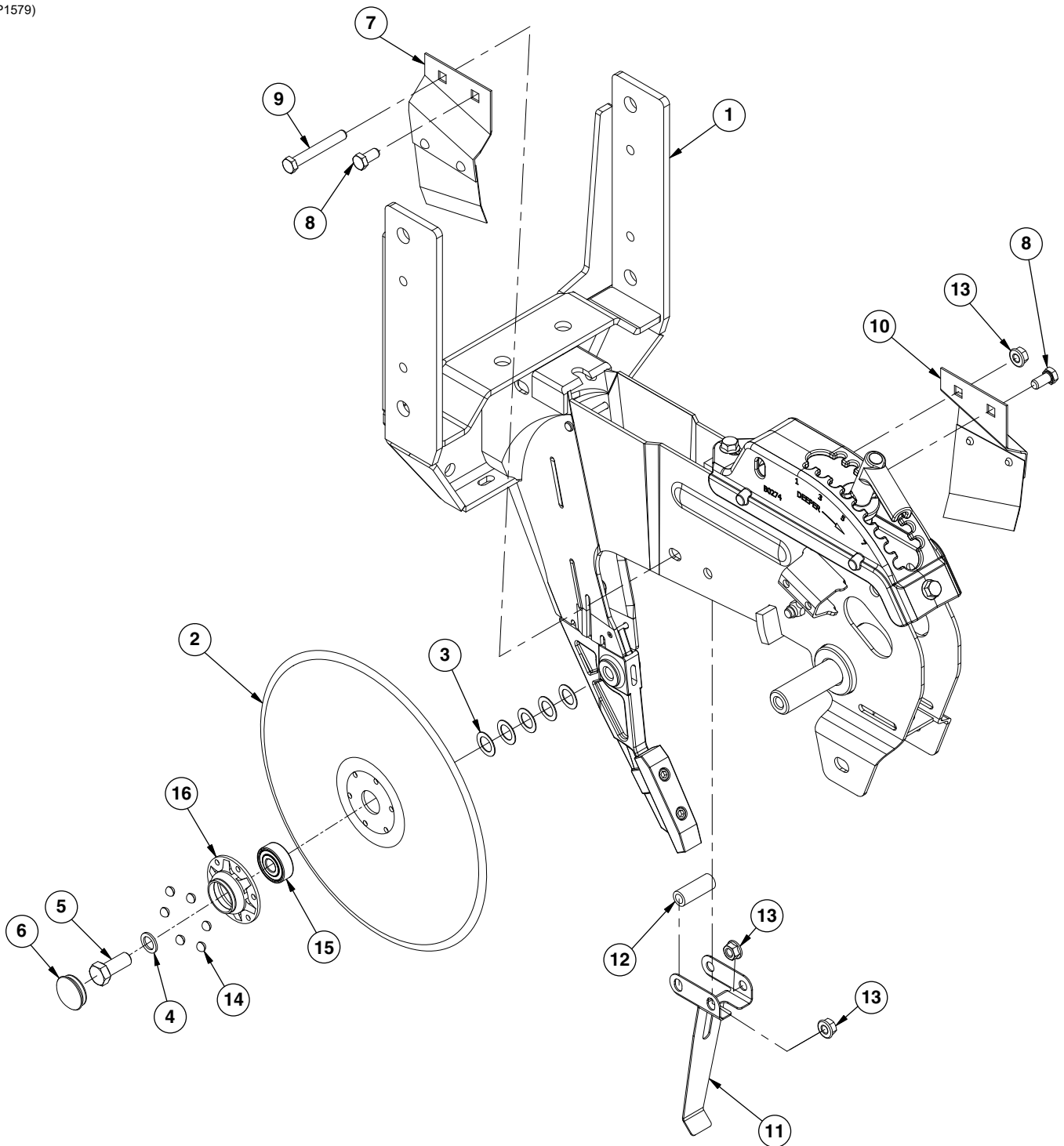
ITEM	PART NO.	QTY. (Per Row)	DESCRIPTION
1	GA10157	1	Shank W/Gauge Wheel Pivot Spindle and Set Screw
2	G10038601	1	Scraper
3	G10500901	2	Hex Socket Head Cap Screw, 5/16"-18 x 1"
4	GB0267	1	Lever, Depth Adjustment
5	GB0266	1	Handle, Depth Adjustment
6	GD3612	1	Cap Plug
7	GD10993	1	Spring
8	G11591	1	Nylon Lock Nut, 3/8"-24, Grade C
9	GD11259	1	Sleeve, 3/8" I.D. x 5/8" O.D. x 1 ²⁵ / ₃₂ " Long
10	G11592	1	Hex Head Cap Screw, 3/8"-24 x 2 ³ / ₄ ", Grade 8
11	GB0274	1	Cover, Depth Adjustment
12	G10551	1	Clevis Pin, 1/4" x 2 1/2"
13	G10207	1	Washer, 7/8" O.D. x 1 ³ / ₃₂ " I.D. x .134" (If Applicable)
14	G11015	2	Hex Washer Head Cap Screw, 3/8"-16 x 1 ¹ / ₄ "
15	GD16245	1	Sun Shade (Rubber)
16	G10122301	1	Bow Tie Cotter Pin
17	GB0265	1	Pivot Link, Depth Adjustment
18	GD24545	2	Row Unit Stop
19	GD28390	1	Shield
20	G11387	2	Flat Washer, 3/8" SAE
21	G10061	1	Hex Head Cap Screw, 3/8"-16 x 3 1/2"
22	G10108	4	Lock Nut, 3/8"-16
23	G10312	2	Carriage Bolt, 5/16"-18 x 3/4"
24	G10620	2	Serrated Flange Nut, 5/16"-18
25	G10003	3	Hex Head Cap Screw, 3/8"-16 x 1 1/2"
26	G10745401	1	Seed Tube Assembly
27	G3303-98	1	Chain, No. 41, 98 Pitch Including Connector Link (Mechanical)
	G3303-108	1	Chain, No. 41, 108 Pitch Including Connector Link (Vacuum)
	G3303-16	1	Chain, No. 41, 16 Pitch Including Connector Link (Used W/Row Unit Extension Brackets)
	GR0196	-	Connector Link, No. 41
28	GD29798	1	Chain Guard
29	G10071	1	Serrated Flange Nut, 1/2"-13
30	G10014	1	Hex Head Cap Screw, 1/2"-13 x 1"
31	G10475701	-	Professional Microfiber Duster, 19" (for cleaning Seed Tube sensors)
32	GD11001	1	Spindle
	G10438	1	Hex Head Cap Screw, 1/2"-13 x 3/4"

(IP1578)



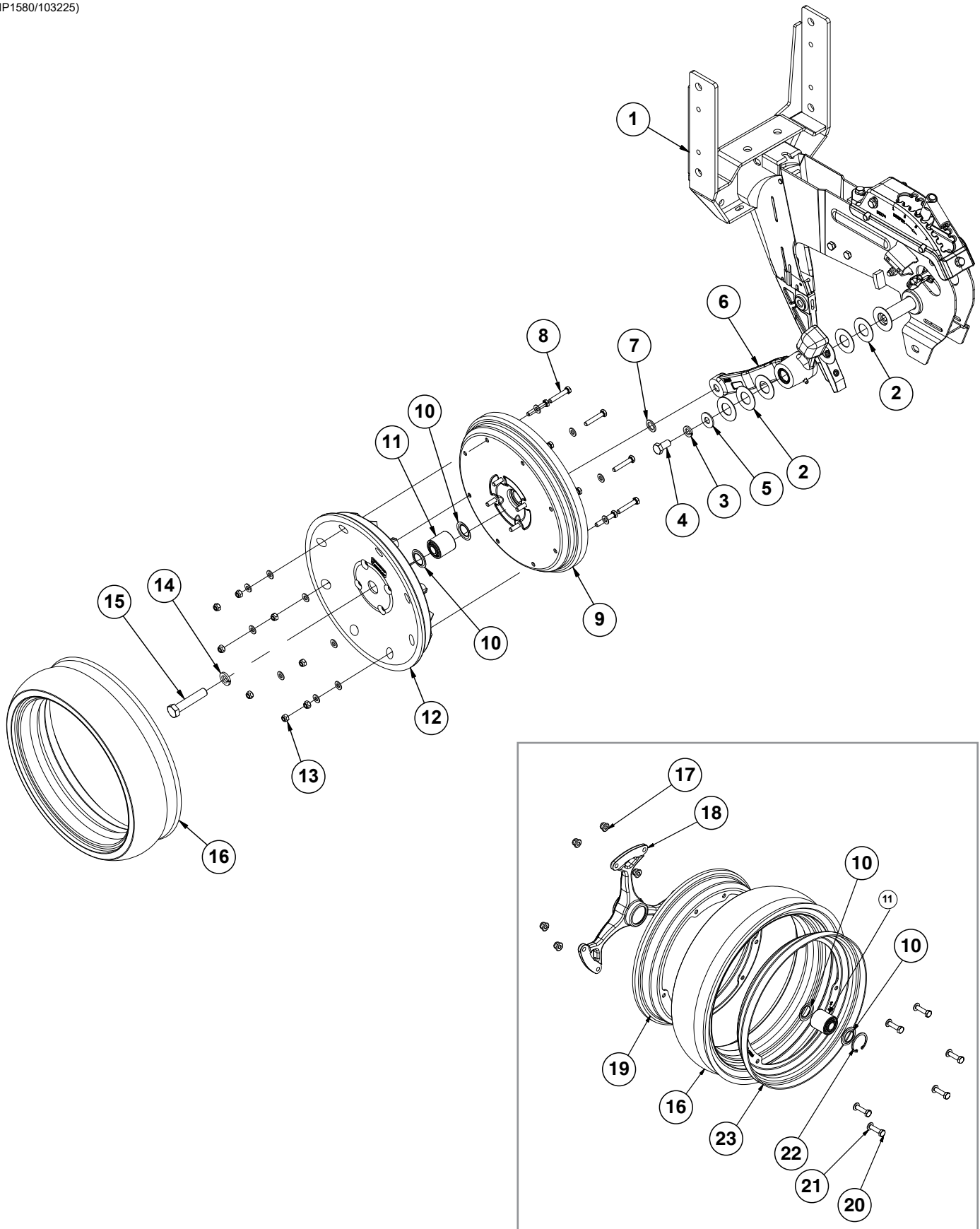
ITEM	PART NO.	QTY. (Per Row)	DESCRIPTION
1	GD1113	2	U-Bolt, 5" x 7" x 5/8"-11
	G10230	4	Lock Washer, 5/8"
	G10104	4	Hex Nut, 5/8"-11
2	GD10036	1	Mounting Support Plate
3	GD21337	4	Heavy Duty Down Pressure Spring
4	GB0186	2	Spring Anchor
5	GD14217	2	Tab Lock Pin, 7/16" x 1 1/2"
6	G10011201	1	Lower Parallel Arm Assembly
	GB1224		Self-Lubricating Bushing, 1 1/4" O.D. x 1" I.D. x 1/2" (Included in G10011201)
7	G10732	4	Hex Head Cap Screw, 5/8"-18 x 2"
8	G10011101	2	Upper Parallel Arm Assembly
	GB1224	2	Self-Lubricating Bushing, 1 1/4" O.D. x 1" I.D. x 1/2" (Included in G10011101)
9	---	1	"Shank Assembly, Seed Tube, and Depth Adjustment" on page P2
10	G10751	2	Hex Head Cap Screw, 5/8"-18 x 1 3/4"
11	G10752	2	Hex Head Cap Screw, 5/8"-18 x 2 1/4"
12	GB0314	2	Hopper Mount
13	GB0366	2	Extension Bracket
14	G10005	4	Hex Head Cap Screw, 5/8"-11 x 1 3/4"
	G10230	4	Lock Washer, 5/8"
	G10104	4	Hex Nut, 5/8"-11
15	GA1720	1	Bearing/Sprocket, 7/8" Hex Bore
16	G10004	2	Hex Head Cap Screw, 3/8"-16 x 1 1/4"
	G11091	2	Serrated Flange Nut, 3/8"-16
17	G11976	8	Flat Washer, 5/8" x 1 3/4"
18	GB1223	8	Self-Lubricating Bushing
19	G11514	8	Lock Nut, 5/8"-18
A	G6325X	-	U-Bolt Package For 5" x 7" Toolbar, Includes: (2) GD1113, (4) G10230, (4) G10104
B	G1K758	-	Pull Row Unit Parallel Arm Kit, Includes: (2) G10011101, (1) G10011201, (8) GB1223, (8) G11976, (4) G10732, (2) G10751, (2) G10752, (8) G11514, (1) IS1066

(IP1579)



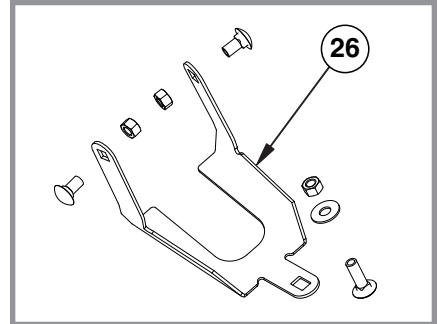
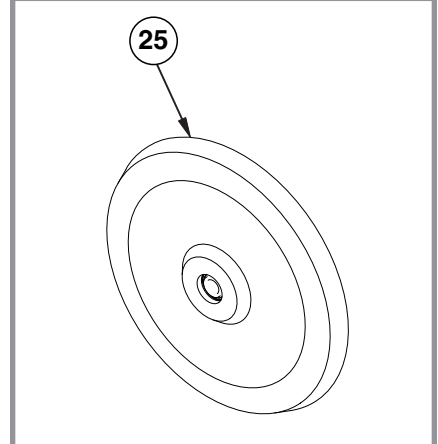
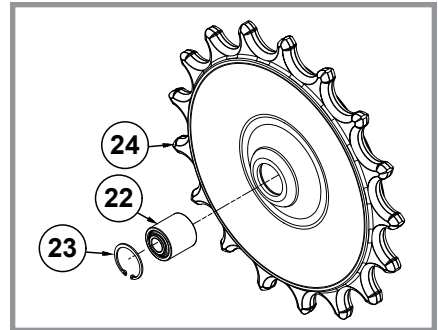
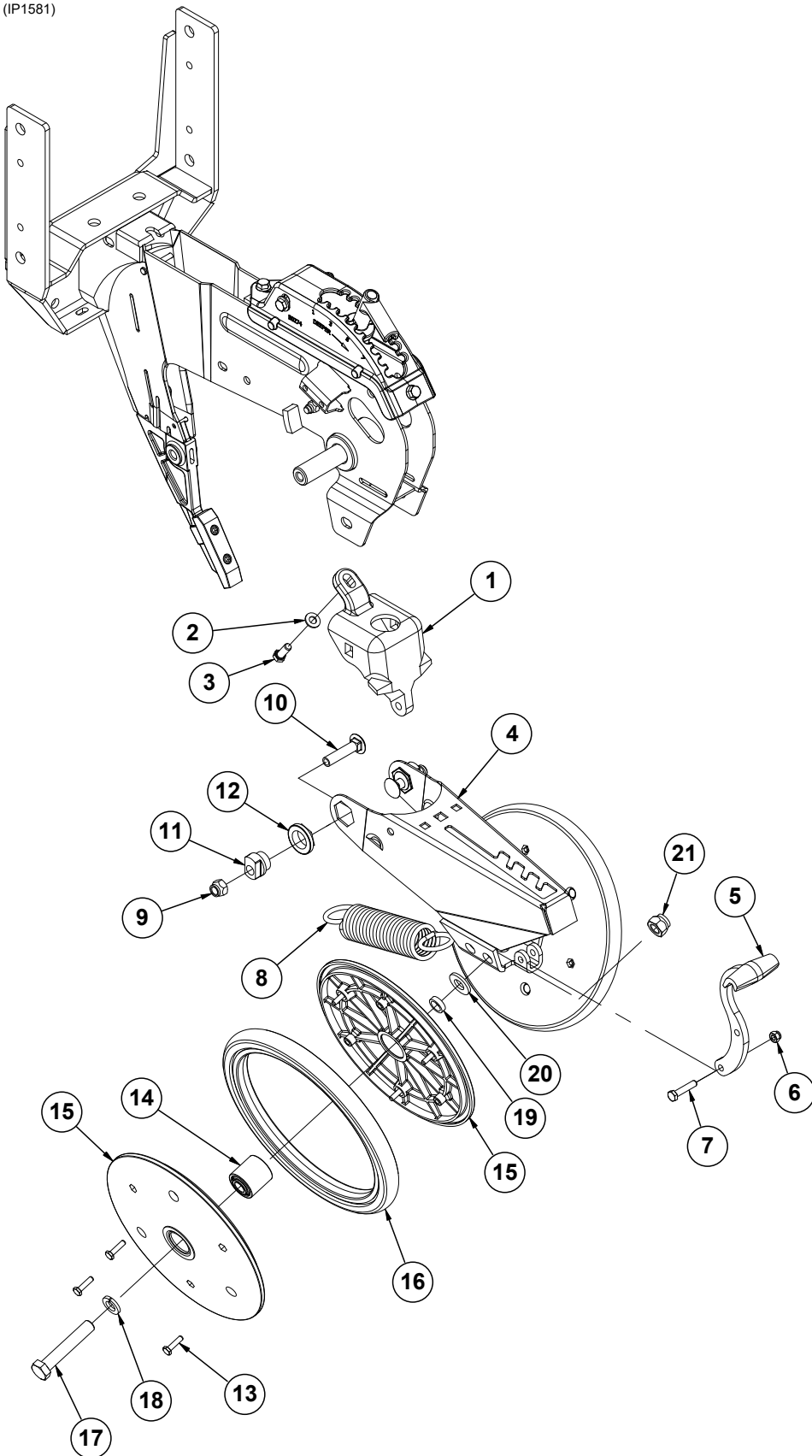
ITEM	PART NO.	QTY. (Per Row)	DESCRIPTION
1	G10037301	1	"15" Seed Opener Disc Blade/Bearing Assembly and Scrapers" on page P6
2	GD11306	1	Disc Blade, 3.5 mm x 15"
3	GD30725	10	Machine Bushing, 5/8" (.030" Thick) (5 Per)
4	G10204	2	Special Machine Bushing, 5/8" x 1" O.D.
5	GD36856	1	Opener Blade Bolt, 5/8"-11 x 1 3/4", Grade 5
	G10005	1	Hex Head Cap Screw, 5/8"-11 x 1 3/4"
6	G10090401	2	Plastic Ribbed Hub Cap (1 Per)
7	GA2012L	1	Disc Scraper, L.H.
8	G10002	2	Hex Head Cap Screw, 3/8"-16 x 3/4"
9	G10325	1	Hex Head Cap Screw, 3/8"-16 x 2 3/4"
10	GA2012R	1	Disc Scraper, R.H.
11	GD35444	1	Seed Tube Bracket
12	GD2971-26	1	Sleeve, 3/8" I.D x 5/8" O.D. x 1.63" Long
13	G10622	3	Serrated Flange Nut, 3/8"-16
14	GD36990	6	Rivet, 1/4" x 9/16"
15	GA26920	1	Bearing
16	GD36860		Bearing Housing
A	G10018801	-	Disc Blade/Bearing Assembly, Less Dust Cap (Items 2, 14-16)

(IP1580/103225)



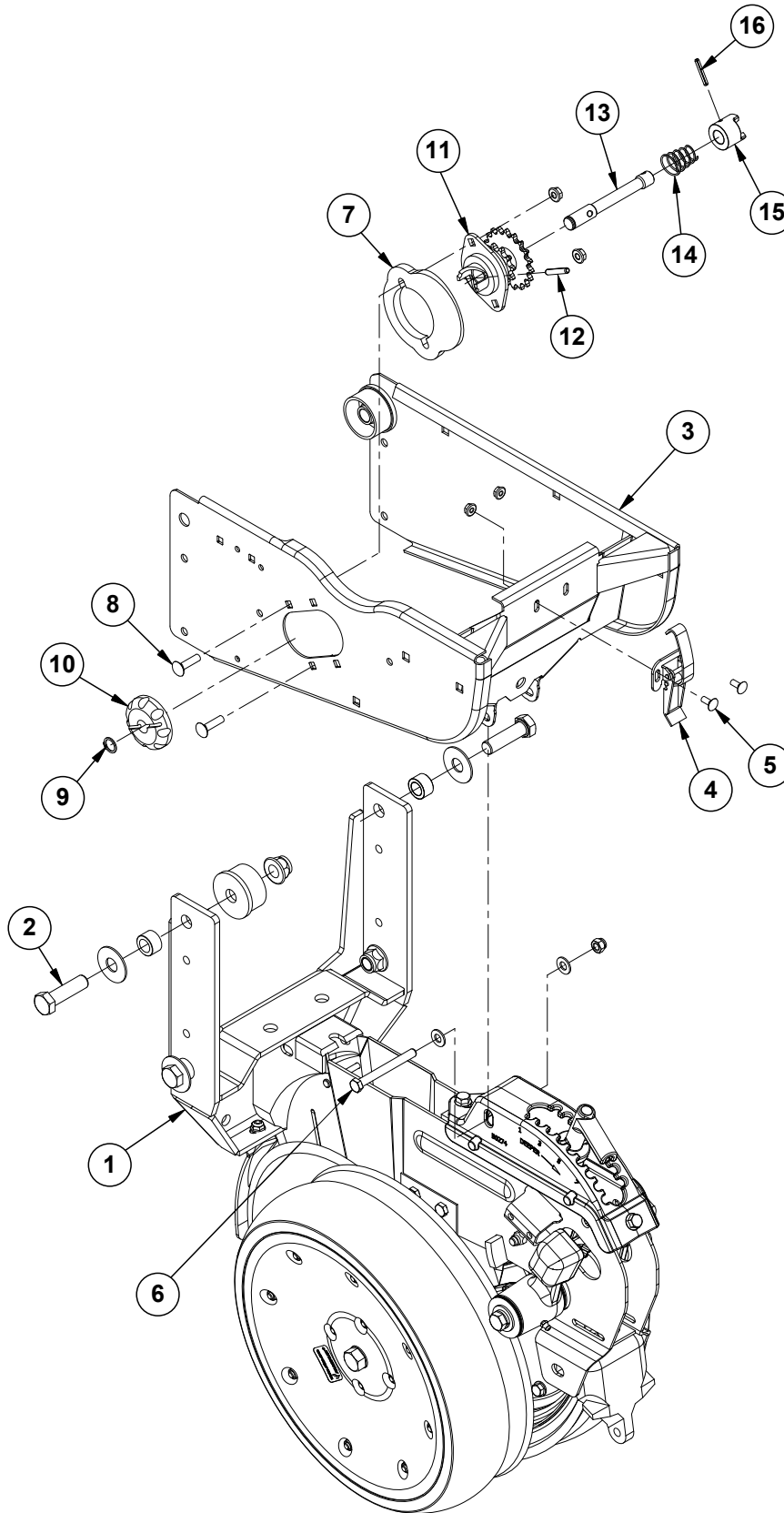
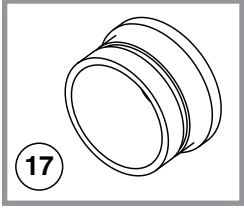
ITEM	PART NO.	QTY. (Per Row)	DESCRIPTION
1	---	-	"15" Seed Opener Disc Blade/Bearing Assembly and Scrapers" on page P6
2	G10940	7	Machine Bushing, 1" (.048" Thick)
3	G10228	2	Lock Washer, 1/2"
4	G10014	2	Hex Head Cap Screw, 1/2"-13 x 1"
5	G10216	2	Washer, 1/2" USS
6	GA21677	1	Wheel Arm W/Grease Fitting, Bushings, and Seals, L.H. (Shown)
	GA21676	-	Wheel Arm W/Grease Fitting, Bushings, and Seals, R.H.
	GD10991	2	Seal (Per Arm) (Included W/GA21677 and GA21676)
	GB0276	2	Bushing, 1" I.D. x 1 1/4" O.D. x 1" Long (Per Arm) (Included W/GA21677 and GA21676)
7	G10204	1	Special Machine Bushing, 5/8" x 1" O.D.
8	G10031	8	Carriage Bolt, 5/16"-18 x 1 1/4"
	G11386	8	Flat Washer, 5/16" SAE
9	G10028701	1	Half Gauge Wheel
	G10019	4	Hex Head Cap Screw, 5/16"-18 x 1"
	G11386	4	Flat Washer, 5/16" SAE
10	GD36713	2	Gauge Wheel Dust Shield
11	GA6171	1	Bearing
12	GD36709	1	Half Gauge Wheel
13	G10109	12	Lock Nut, 5/16"-18
	G11386	12	Flat Washer, 5/16" SAE
14	G10230	1	Lock Washer, 5/8"
15	G10010	1	Hex Head Cap Screw, 5/8"-11 x 3"
16	G10028601	1	Tire, 4 1/2" x 16
17	G10335001	6	Flanged Lock Nut, M8
18	G10334701	1	Hub
19	G10334901	1	Wheel Flange
20	G10335101	6	Screw, M8 x 30
21	G11386	6	Flat Washer, 5/16"
22	G10335201	1	Elastic Ring
23	G10334801	1	Wheel Flange
A	G10028801	-	Standard Gauge Wheel Complete (Items 8-13 and 16)
B	G10322501	-	Spoked Gauge Wheel Complete (Items 10-11 and 16-23)
C	G1K296	-	Gauge Wheel Arm Bushing and Seal Driver Kit, Includes: (1) Seal Driver, (1) Bushing Driver, (1) Instruction Sheet

(IP1581)



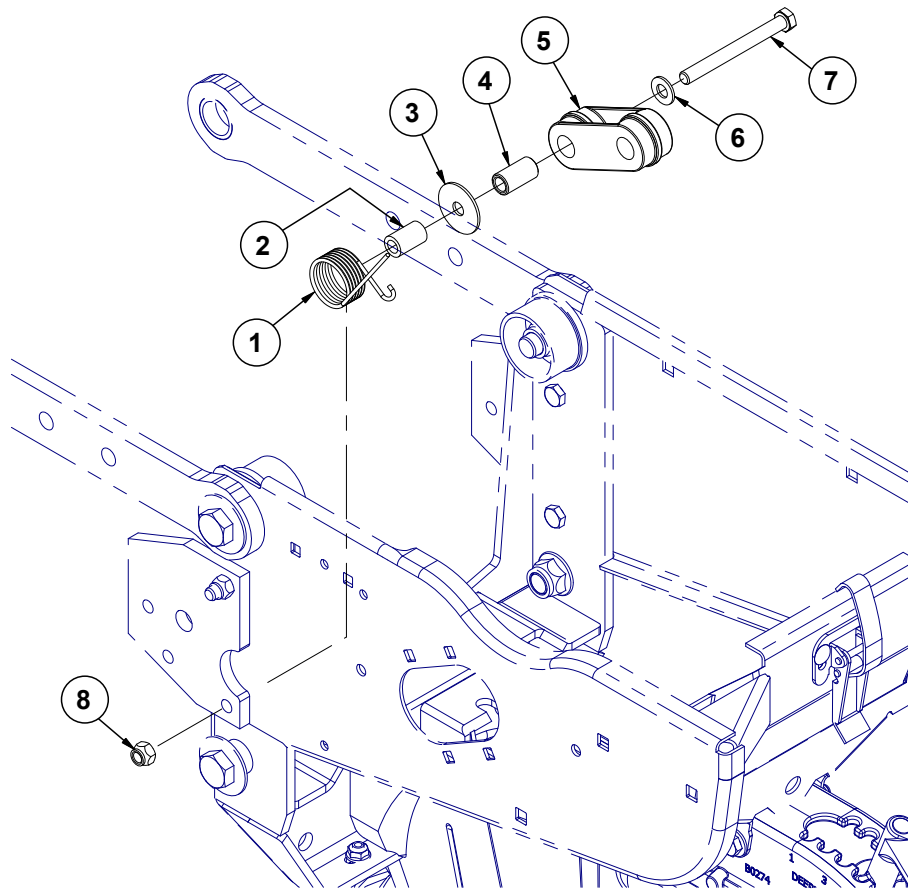
ITEM	PART NO.	QTY. (Per Row)	DESCRIPTION
1	GB0268	1	Wheel Arm Mount
2	G11387	1	Flat Washer, 3/8" SAE
3	G10001	1	Hex Head Cap Screw, 3/8"-16 x 1"
4	GA15197	1	Closing Wheel Arm
5	GB0254	1	Lever
6	G10109	1	Lock Nut, 5/16"-18, Grade 8
7	G10133	1	Hex Head Cap Screw, 5/16"-18 x 1 1/2"
8	GD8460	1	Spring
9	G10111	2	Lock Nut, 1/2"-13
10	G11419	2	Carriage Bolt, 1/2"-13 x 2 1/4"
11	GB0239	2	Eccentric Bushing
12	GB0282	2	Stepped Bushing
13	G10064	6	Hex Head Cap Screw, 1/4"-20 x 1"
14	GA6171	1	Bearing
15	GD9120	2	Nylon Half Wheel
16	GD1085	1	Rubber Tire, 1" x 12"
17	G10013	2	Hex Head Cap Screw, 5/8"-11 x 3 1/2"
18	G10230	2	Lock Washer, 5/8"
19	GD1109	2	Bushing, 4 1/4" I.D. x 7/8" O.D. x 1/4" Long
20	G11391	2	Flat Washer, 5/8" SAE
21	G10107	2	Lock Nut, 5/8"-11
22	GA6171	1	Bearing
23	G11862	1	Internal Retaining Ring
24	GD36895	1	Spiked Closing Wheel
25	GA6597	1	Cast Iron Closing Wheel W/Bearing
	GA6171	1	Bearing
26	G1K345	-	Closing Wheel Shield Kit W/Hardware and Instruction
	GD26146	1	Closing Wheel Shield (Included W/G1K345)
	G10599	1	Carriage Bolt, 3/8"-16 x 1 1/4" (Included W/G1K345)
	G10308	2	Carriage Bolt, 3/8"-16 x 3/4" (Included W/G1K345)
	G10101	3	Hex Nut, 3/8"-16 (Included W/G1K345)
	G10229	3	Lock Washer, 3/8" (Included W/G1K345)
	G11387	1	Hardened Washer, 3/8" SAE (Included W/G1K345)
A	GA6434	-	Rubber Closing Wheel Complete W/Bearing (Items 13-16)
B	GA26958	-	Spiked Closing Wheel (Items 22-24)

(IP1582)



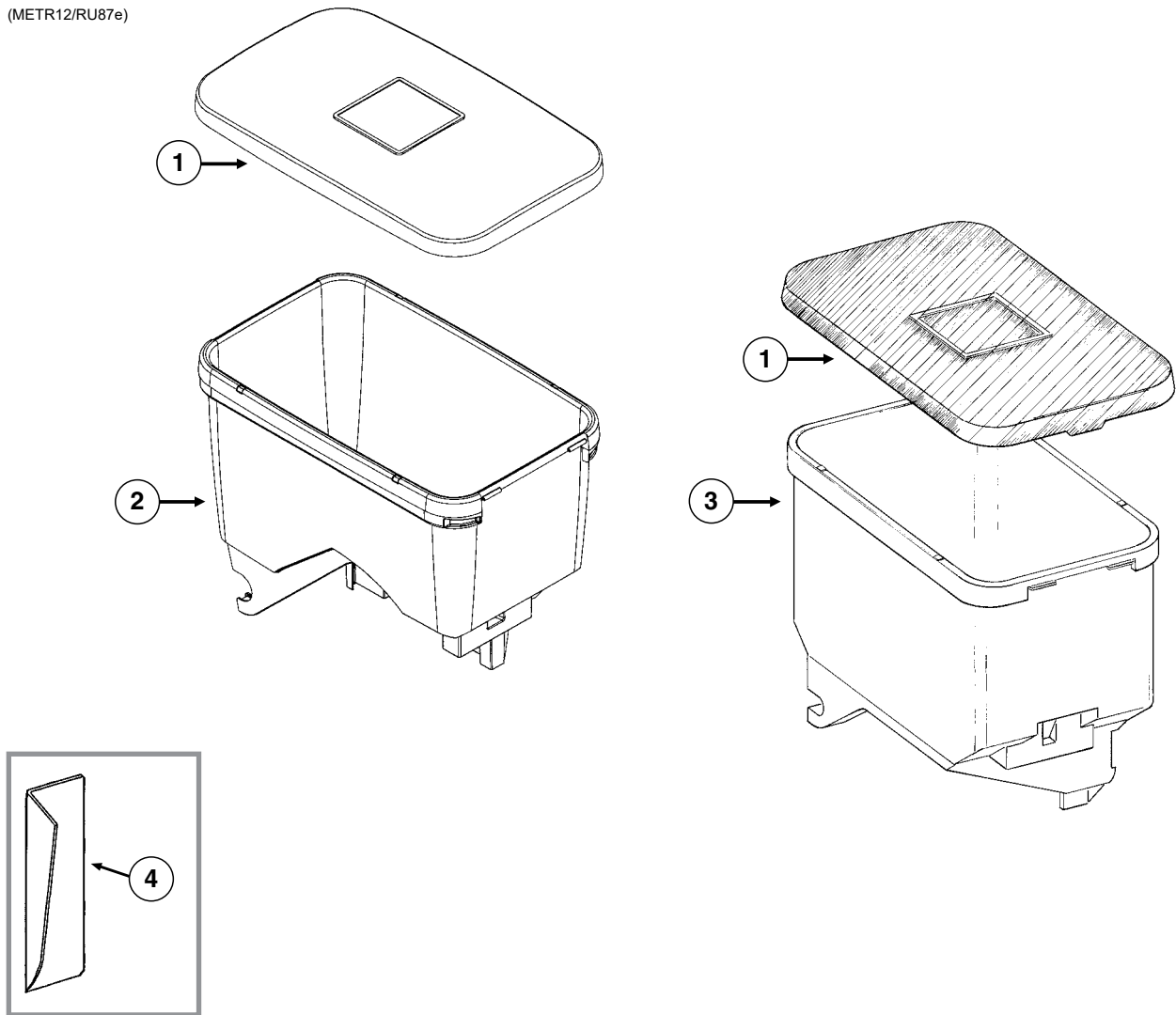
ITEM	PART NO.	QTY. (Per Row)	DESCRIPTION
1	---	1	"15" Seed Opener Disc Blade/Bearing Assembly and Scrapers" on page P6
2	G10752	2	Hex Head Cap Screw, 5/8"-18 x 2 1/4"
3	G10329801	1	Hopper Support
4	GA2007	1	Hopper Hold Down Latch
5	G10309	2	Carriage Bolt, 1/4"-20 x 5/8", Grade 2
	G10621	2	Serrated Flange Nut, 1/4"-20
6	G10061	1	Hex Head Cap Screw, 3/8"-16 x 3 1/2"
	G11387	2	Flat Washer, 3/8" SAE
	G10108	1	Lock Nut, 3/8"-16
7	GB0331	1	Clutch Adapter Plate
8	G10338	2	Carriage Bolt, 5/16"-18 x 1 1/4"
	G10620	2	Serrated Flange Nut, 5/16"-18
9	G10567	1	External Retaining Ring, 5/8"
10	GD11239	1	Knob
11	GA10137	1	Double Sprocket and Bearing, Drive Clutch, 11/19 Tooth (Mechanical)
	GA12143	-	Double Sprocket and Bearing, Drive Clutch, 11/28 Tooth (Vacuum)
12	G10602	1	Spring Pin, 1/4" x 1 1/2"
13	GD29507	1	Clutch Shaft
14	GD11413	1	Spring
15	GB0278	1	Coupler
16	G10546	1	Spring Pin, 3/16" x 1 1/4"
17	GD17052	-	Vacuum Plug
A	GA10151	-	Seed Meter Clutch Assembly, 11/19 Tooth (Items 9-16) (Mechanical)
B	GA20640	-	Seed Meter Clutch Assembly, 11/28 Tooth (Items 9-16) (Vacuum)

(IP1583)



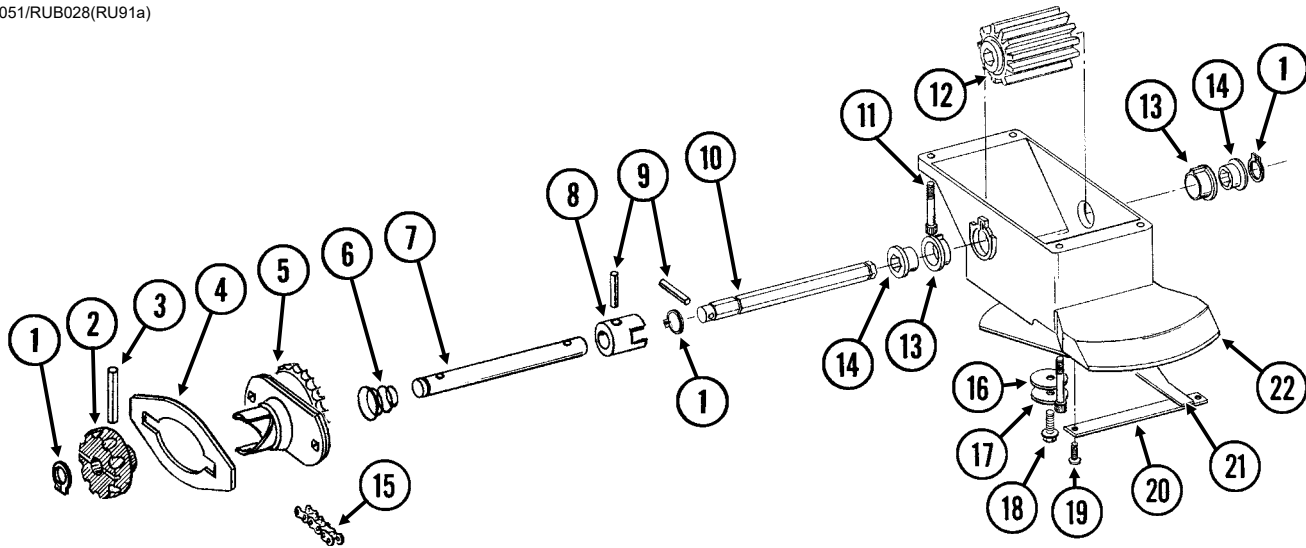
ITEM	PART NO.	QTY. (Per Row)	DESCRIPTION
1	GD1065	1	Idler Spring
2	GD7318	1	Sleeve, 1" Long
3	G10201	1	Special Washer, 3/8" x 1 1/2" O.D.
4	GD1026	1	Sleeve, 1 3/16" Long
5	GD11962	1	Idler
6	G11387	1	Flat Washer, 3/8" SAE
7	G10326	1	Hex Head Cap Screw, 3/8"-16 x 3 3/4"
8	G10108	1	Lock Nut, 3/8"-16

(METR12/RU87e)



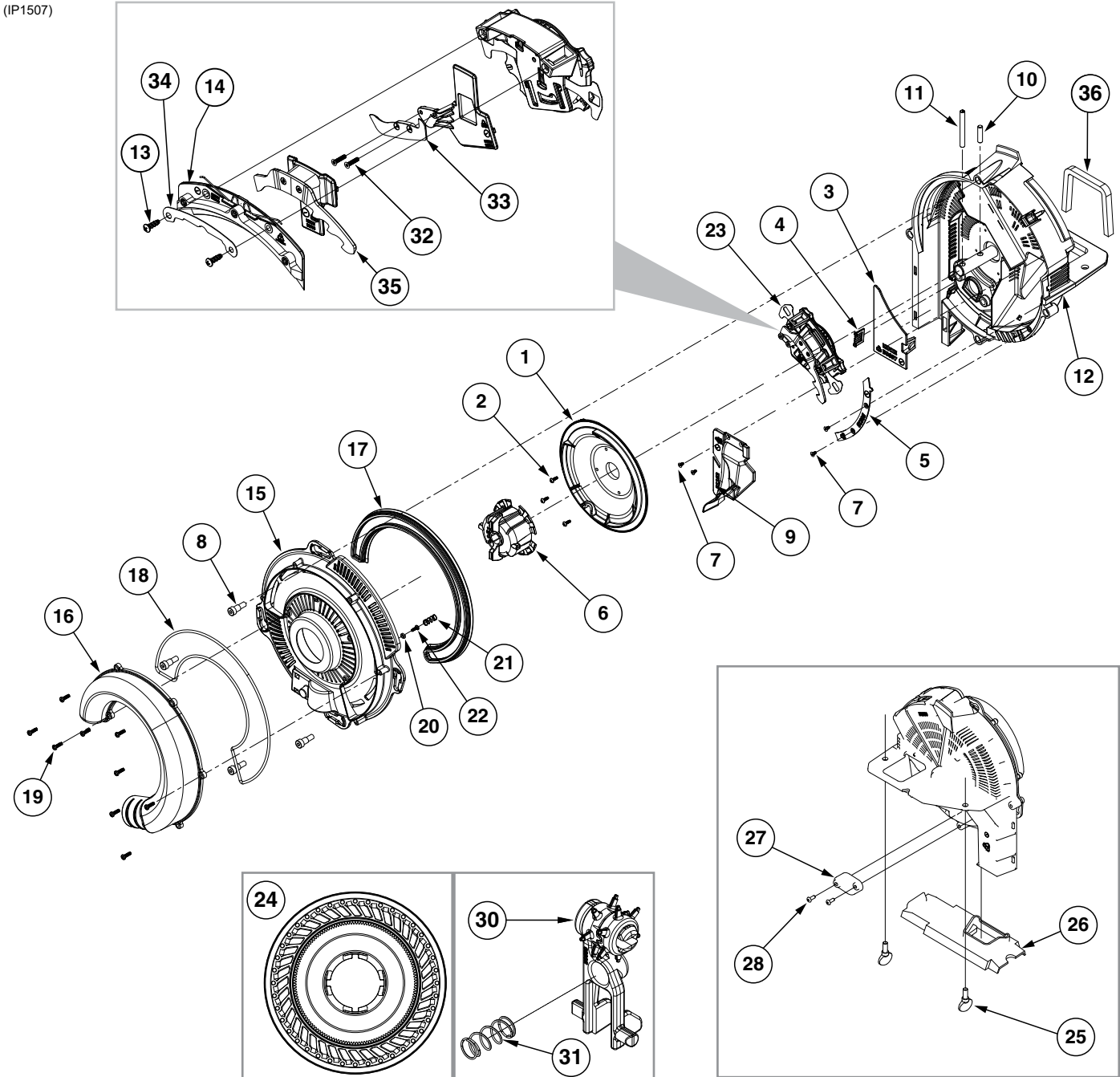
ITEM	PART NO.	QTY.	DESCRIPTION
1	GD11279	1	Lid
2	GA24873	1	Seed Hopper (Vacuum)
	GD12561	-	Threaded Insert, 5/16"-18 (Included W/GA20254)
3	GA9714	1	Seed Hopper, Reinforced (Mechanical)
	GD12561	-	Threaded Insert, 5/16"-18 (Included W/GA9714)
4	GD11747	1	Seed Reserve Baffle

RUA051/RUB028(RU91a)



ITEM	PART NO.	QTY. (Per Row)	DESCRIPTION
1	G10567	3	External Retaining Ring, 5/8"
2	GD11239	1	Knob
3	G10602	1	Spring Pin, 1/4" x 1 1/2"
4	---	-	"Granular Chemical Hopper and Hopper Panel Extension" on page P23
5	GA8364	1	Sprocket and Bearing, Drive Clutch, 24 Tooth
6	GD11413	1	Spring
7	GD11240	1	Shaft
8	GB0278	1	Coupler
9	G10546	2	Spring Pin, 3/16" x 1 1/4"
10	GD11297	1	Shaft
11	G11793	4	Hex Socket Head Cap Screw, No. 10-24 x 7/8"
12	GD7148	1	Feed Roller, Hex Bore
13	GB0115	2	Bearing
14	GD7258	2	Hex Bushing
15	G3303-114	1	Chain, No. 41, 114 Pitch Including Connector Link
	GR0196	1	Connector Link, No. 41
16	G10660	1	Wave Washer, 1/2"
17	G11385	1	Flat Washer, 1/4" SAE
18	G10570	1	Slotted Hex Self-Tapping Screw, 1/4"-20 x 3/4"
19	G11073	2	Slotted Hex Self-Tapping Screw, No. 10 x 3/8"
20	GD1061	1	Support Strap
21	GD1063	1	Metering Gate
22	GB0116	1	Granular Housing
A	GA8326	-	Granular Chemical Meter Complete (Items 1, 9, 10, 12-14 and 16-22)
B	GA8366	-	Granular Chemical Meter Clutch (Items 1-3 and 5-9)

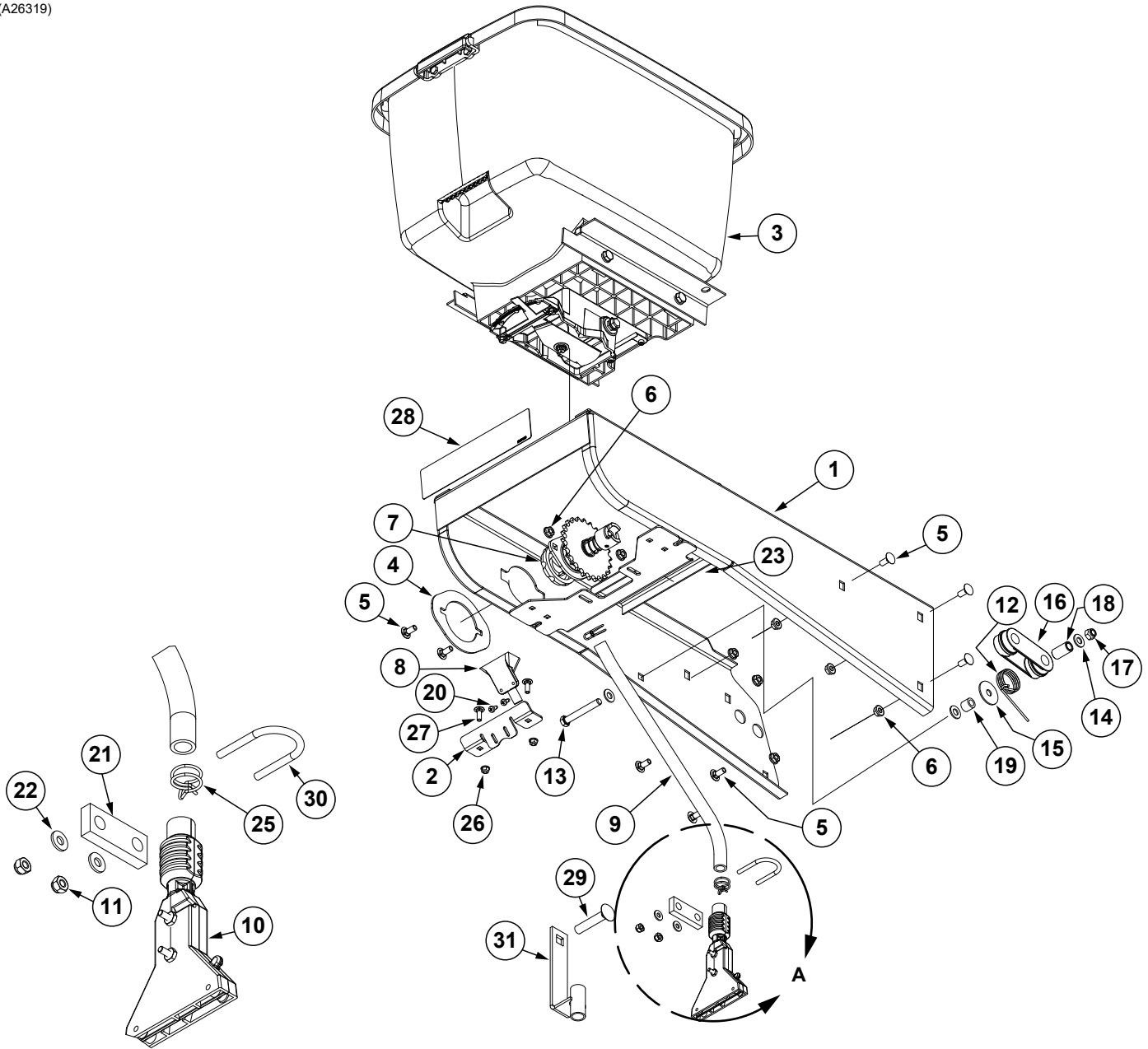
This page left blank intentionally.



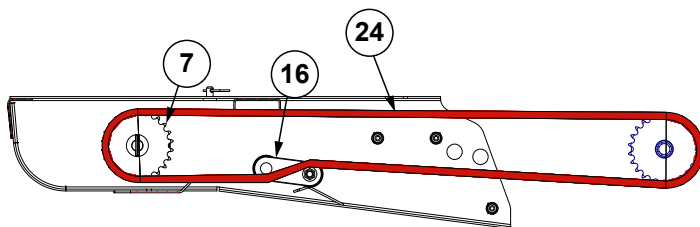
ITEM	PART NO.	QTY.	DESCRIPTION
1	GB0815	1	Shield
2	G11619	3	Phillips Pan Head Tapping Screw, No. 6-19 x 3/8"
3	GB0697	1	Chute Cover
4	GB0780	1	Brush
5	GB0823	1	Baffle
6	GB1147	1	Disc Hub
7	G11618	4	Torx Flat Head Tapping Screw, No. 6-19 x 1/4"
8	G11172	4	Hex Socket Head Shoulder Screw, 1/4"-20 x 3/8", Stainless Steel

ITEM	PART NO.	QTY.	DESCRIPTION
9	GA24878	1	Brush Assembly
10	G11448	1	Pin, ¼" x 1"
11	G10475	1	Spring Pin, ¼" x 2¼"
12	GA24877	1	Meter Housing W/Bearing
13	G11578	2	Phillips Pan Head Tapping Screw, No. 8-18 x ½"
14	GA24676	1	Singulator Guide Assembly
15	GB0920	1	Cover
16	GB0818	1	Vacuum Port, Pull Row Unit
17	GB0676	1	Lip Seal
18	GD26593	1	Gasket Housing
19	G11556	9	Phillips Pan Head Tapping Screw, 6-19 x ½"
20	GB0907	1	Retainer Spring
21	GD25147	1	Compression Spring
22	G11619	1	Phillips Pan Head Tapping Screw, No. 6-19 x ⅜"
23	GA24752	1	Singulator Assembly (Includes Items 13 and 14)
24	G11152X	-	Seed Disc, Corn, 40 Cell, Light Blue Color-Coded, Ejector Wheel, and Spring
	G11046X	-	Seed Disc, 83 Cell, Ejector Wheel, and Spring
	G11042X	-	Seed Disc, Wheat, 54 Cell, Ejector Wheel, and Spring
	G11047X	-	Seed Disc, Soybean, 120 Cell, Black Color-Coded, Ejector Wheel, and Spring
	G11048X	-	Seed Disc, Soybean, 60 Cell, Black Color-Coded, Ejector Wheel, and Spring
	G11154X	-	Seed Disc, Sugar Beets/Milo, Dark Orange Color-Coded, Ejector Wheel, and Spring
	G11153X	-	Seed Disc, Sunflower, 40 Cell, Gray Color-Coded, Ejector Wheel, and Spring
	G11039X	-	Seed Disc, Cotton, 60 Cell, Green Color-Coded, Ejector Wheel, and Spring
	G11040X	-	Seed Disc, Black Turtle and Navy Edible Bean and Popcorn, 60 Cell, Brown Color-Coded, Ejector Wheel, and Spring
	G11041X	-	Seed Disc, Pinto and Great Northern Edible Beans and Low-Rate Soybean, 60 Cell, Dark Blue Color Coded, Ejector Wheel, and Spring
	GB1237	-	Anti-Static Blank Seed Disc
	GB1231	-	Blank Seed Disc
25	G11009	2	Locking Thumbscrew, ⅝"-18 x ¾"
26	GB0926	1	Shank Cover
27	GD28631	1	Cover Plate
28	G11281	2	Hex Button Head Cap Screw, 10-24 x ½"
30	G10665101	-	Ejector Arm, Corn
	G10483401	-	Ejector Arm, Soybean (120 Cell)
	G10483201	-	Ejector Arm, Soybean (60 Cell)
	G10665001	-	Ejector Arm, Sunflower
	G10664901	-	Ejector Arm, Beets/Milo
	G10484901	-	Ejector Arm, Black Turtle, Navy, Pinto, and Great Northern Edible Bean, Popcorn, and Low-Rate Soybean, Cotton
	GA25550	-	Ejector Arm, Rapeseed
	GA26989	-	Ejector Arm, Wheat
31	G10483101	-	Compression Spring
32	G11693	2	Torx Flat Head Machine Screw, No. 4-40 x ½"
33	GB0921	1	Lower Blade
34	GD29657	1	Retainer
35	GB0958	1	Outer Blade
36	GD34774	1	Meter Gasket
A	G9903X	-	Vacuum Meter Assembly, Pull Row Unit (Excludes Items 24 and 30-31)
B	GA20622	-	Cover Assembly (Items 15-22)

(A26319)



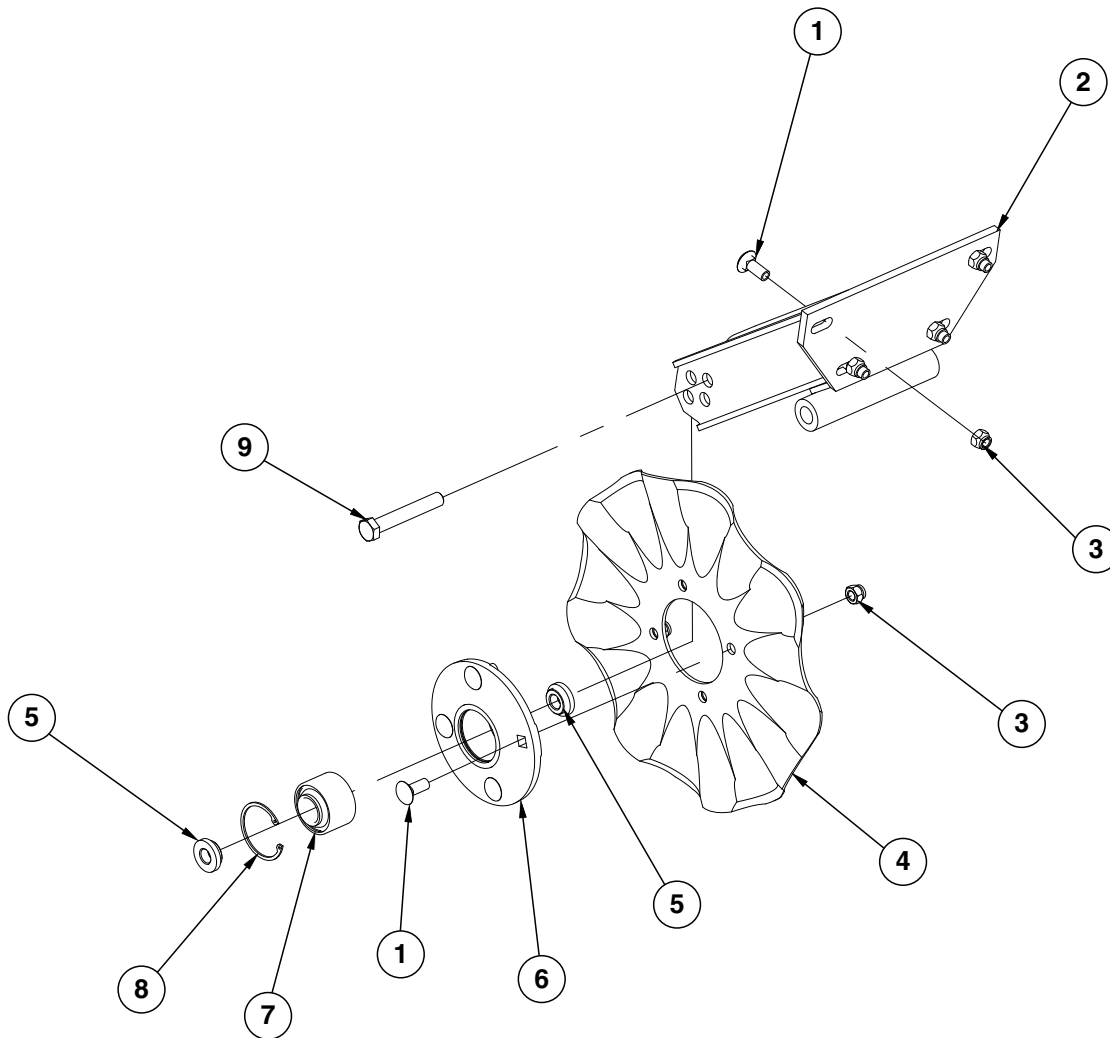
Detail A



Chain Routing

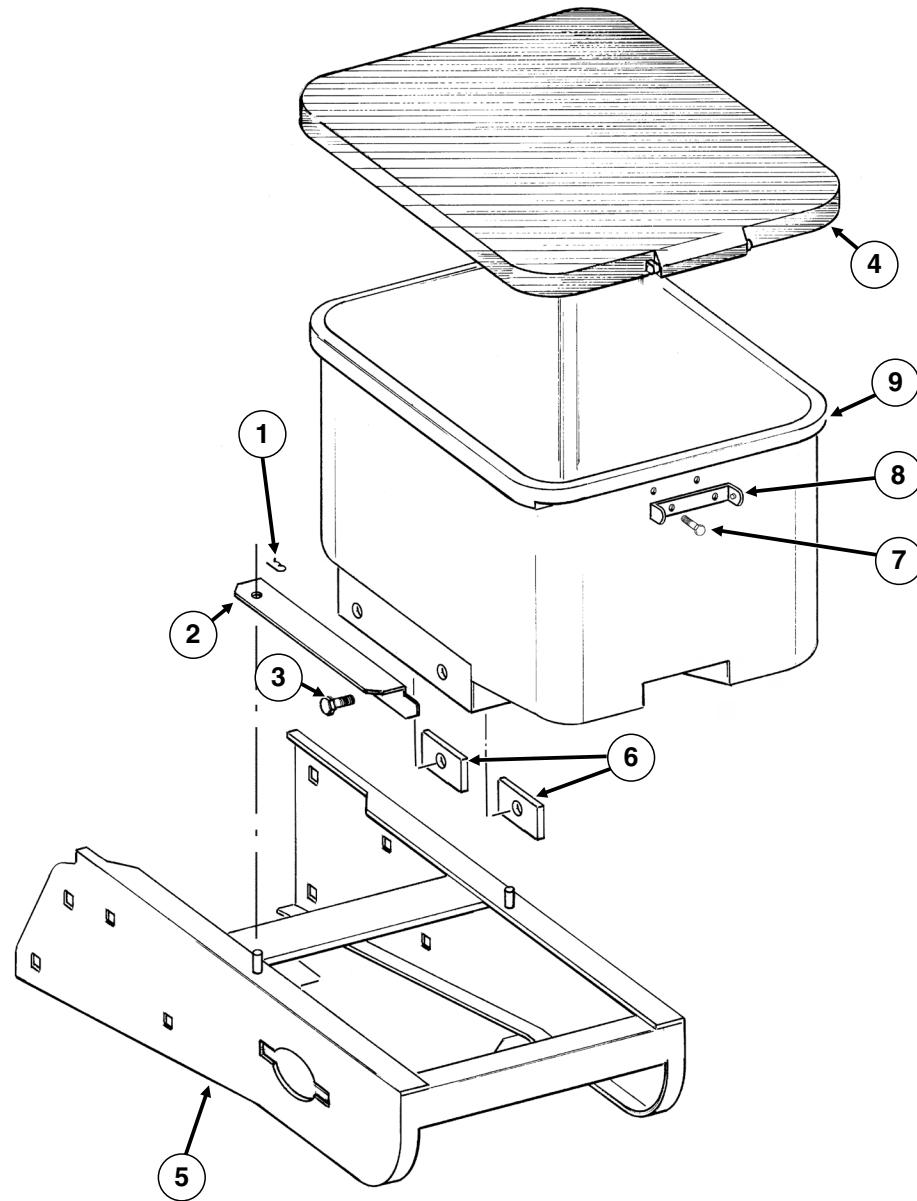
ITEM	PART NO.	QTY. (Per Row)	DESCRIPTION
1	A26287	1	Hopper Panel Extension (Non-Stock Item)
2	GD36277	1	Funnel Bracket
3	---	-	"Granular Chemical Hopper and Hopper Panel Extension" on page P24
4	GD11305	1	Plate
5	G10312	8	Carriage Bolt, $\frac{5}{16}$ "-18 x $\frac{3}{4}$ "
6	G10620	8	Serrated Flange Nut, $\frac{5}{16}$ "-18
7	---	1	"Granular Chemical Hopper and Hopper Panel Extension" on page P25
8	GD2423	1	Funnel
9	GD2947	1	Hose, $\frac{7}{16}$ " x 28"
10	GA6907	1	Slope-Compensating Bander W/Hardware (4 $\frac{1}{2}$ " Band Width)
	G10864	1	Uni-Clamp (Included W/GA6907)
	G10757	2	Pan Head Screw, No. 10-32 x 1 $\frac{1}{4}$ " (Included W/GA6907)
	G10758	2	Hex Nut, No. 10-32 (Included W/GA6907)
11	G10110	2	Lock Nut, $\frac{1}{4}$ "-20, Grade B
12	GD11219	1	Spring
13	G10325	1	Hex Head Cap Screw, $\frac{3}{8}$ "-16 x 2 $\frac{3}{4}$ "
14	G11387	3	Flat Washer, $\frac{3}{8}$ " SAE
15	G10201	1	Special Washer, $\frac{3}{8}$ " x 1 $\frac{1}{2}$ " O.D.
16	GD11962	1	Idler
17	G10108	1	Lock Nut, $\frac{3}{8}$ "-16
18	GD1026	1	Sleeve, 1 $\frac{3}{16}$ " Long
19	GD2971-10	1	Sleeve, $\frac{9}{16}$ " Long
20	G10966	2	Phillips Head Self-Tapping Screw, No. 10 x 1/2"
21	GD10984	1	Spacer
22	G11385	2	Flat Washer, $\frac{1}{4}$ " SAE
23	G10670	2	Hair Pin Clip, No. 3
24	G3303-114	1	Chain, No. 41, 114 Pitch Including Connector Link (Mechanical)
	G3303-108	1	Chain, No. 41, 108 Pitch Including Connector Link (Vacuum)
	GR0196	1	Connector Link, No. 41
25	G11209	2	Wire Hose Clamp, $\frac{3}{4}$ "
26	G10621	2	Serrated Flange Nut, $\frac{1}{4}$ "-20
27	G10310	2	Carriage Bolt, $\frac{1}{4}$ "-20 x $\frac{3}{4}$ ", Grade 2
28	---	-	"Finger Pickup Seed Meter" on page P26
29	G10315	1	Carriage Bolt, $\frac{1}{2}$ "-13 x 2 $\frac{1}{2}$ " (Replaces Existing $\frac{1}{2}$ " x 2 $\frac{1}{4}$ " Hardware)
30	GD10963	1	U-Bolt, 1 $\frac{1}{2}$ " x 1 $\frac{5}{16}$ " x $\frac{1}{4}$ "-20
31	GA6741	1	Bracket (Straight Drop In-Furrow)

(IP1279)



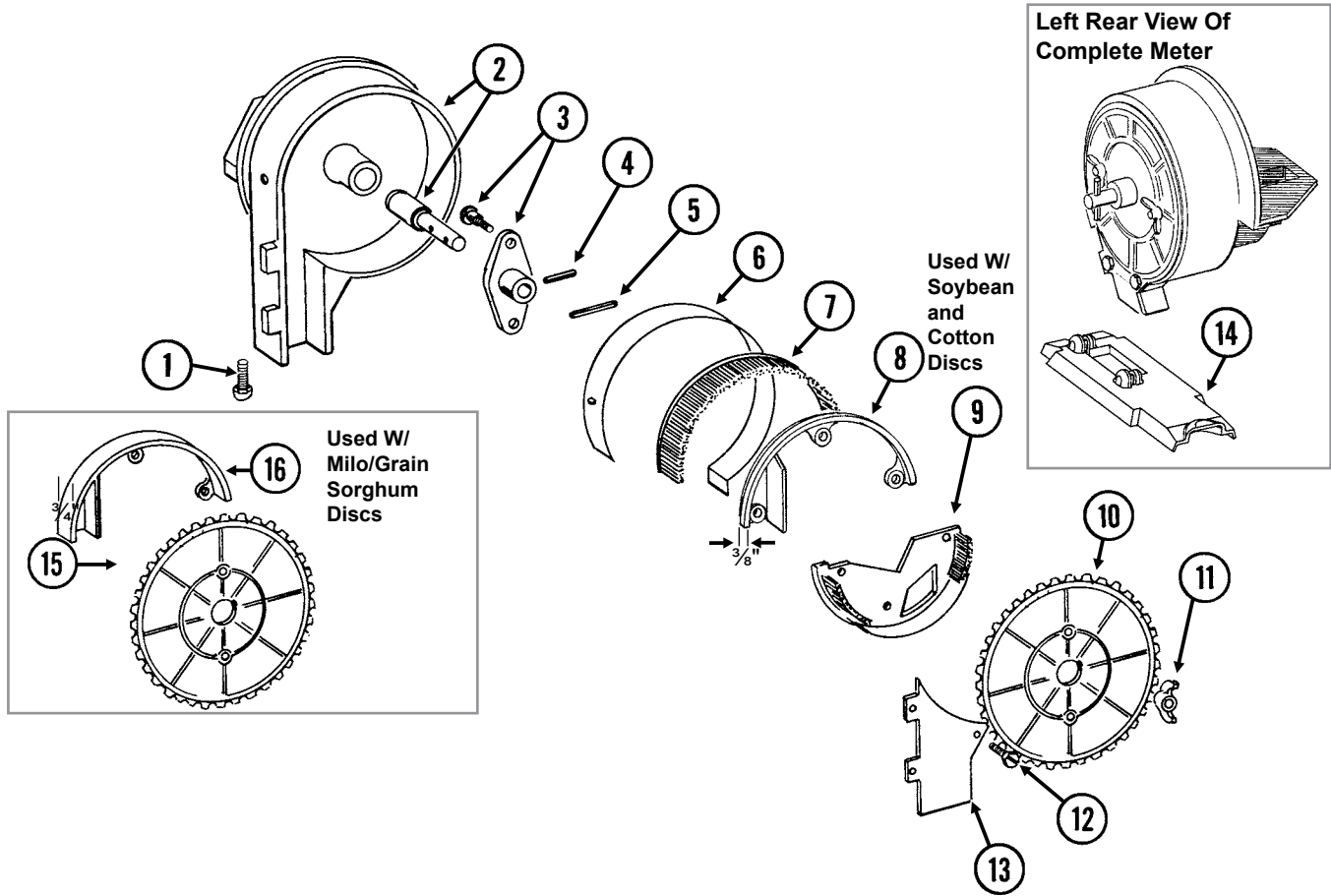
ITEM	PART NO.	QTY. (Per Row)	DESCRIPTION
1	G10574	8	Carriage Bolt, 1/2"-13 x 1 1/4"
2	GA24239	1	Arm
3	G10111	8	Lock Nut, 1/2"-13
4	GD7804	-	Disc Blade, Bubbled, 1"
	GD9254	-	Disc Blade, Fluted, 3/4", 13 Flutes
	GD7803	-	Disc Blade, Fluted, 1", 8 Flutes
5	GD11677	2	Adapter
6	GA8641	1	Hub W/Bearing And Retaining Ring (Includes items 7 and 8)
7	GA8603	1	Bearing, Double Row
8	GD19292	1	Retaining Ring (Square), 2 7/16"
9	G10036	1	Hex Head Cap Screw, 5/8"-11 x 4"
	G10107	1	Lock Nut, 5/8"-11

(METR14d)

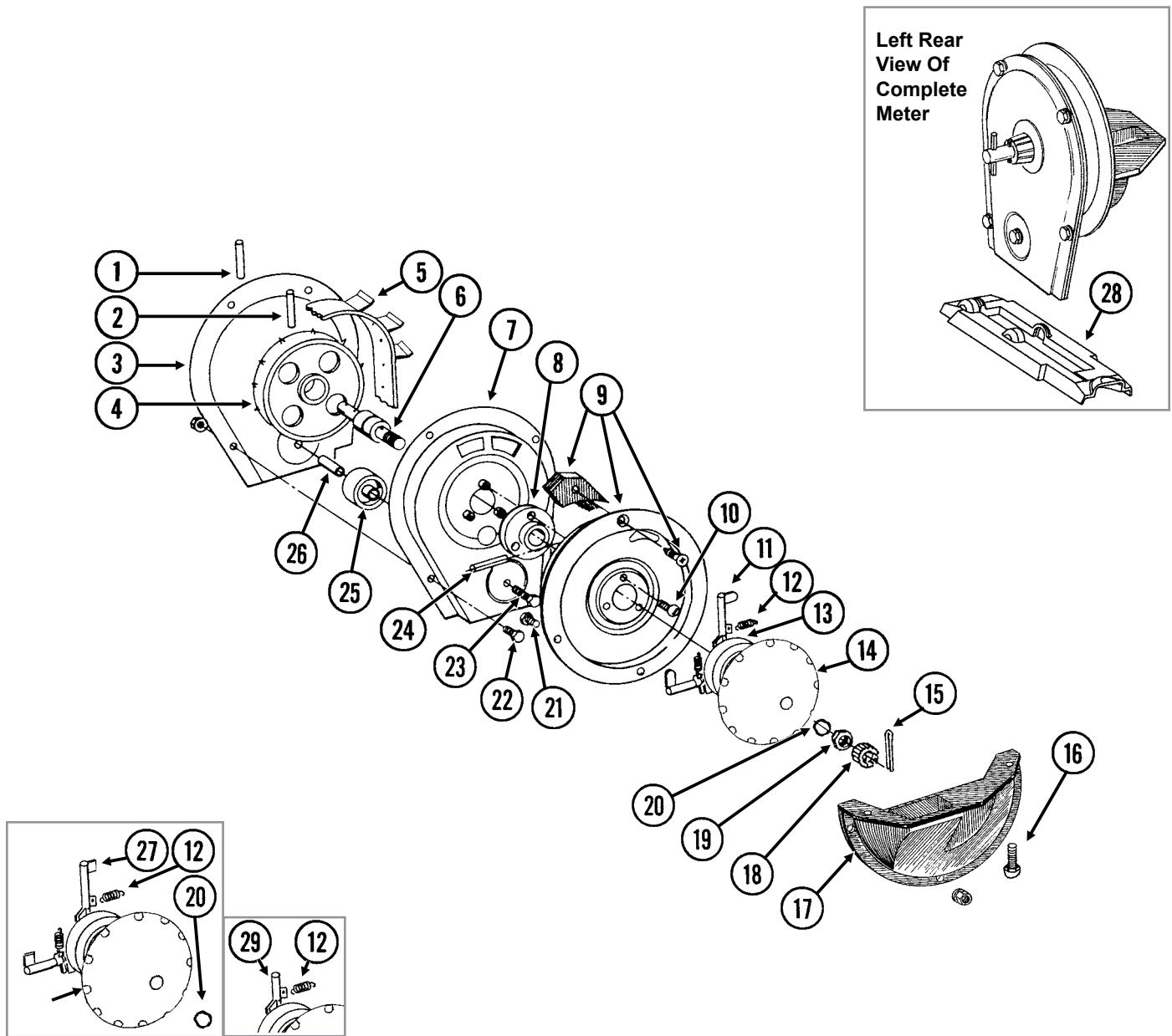


ITEM	PART NO.	QTY. (Per Row)	DESCRIPTION
1	G10670	2	Hair Pin Clip, No. 3
2	GD1059L	1	Support, L.H. (Shown)
	GD1059R	1	Support, R.H.
3	G10002	4	Hex Head Cap Screw, 3/8"-16 x 3/4"
	G10229	4	Lock Washer, 3/8"
4	GA4444	1	Lid
5	GA26287	1	Hopper Panel Extension (Non-Stock Item)
6	GD11424	4	Block
7	G10023	2	Hex Head Cap Screw, 1/4"-20 x 3/4"
	G10621	2	Serrated Flange Nut, 1/4"-20
8	GD1060	1	Hinge
9	GA8371	1	Hopper

RUA037/RUA056/RUA057(RU14f)

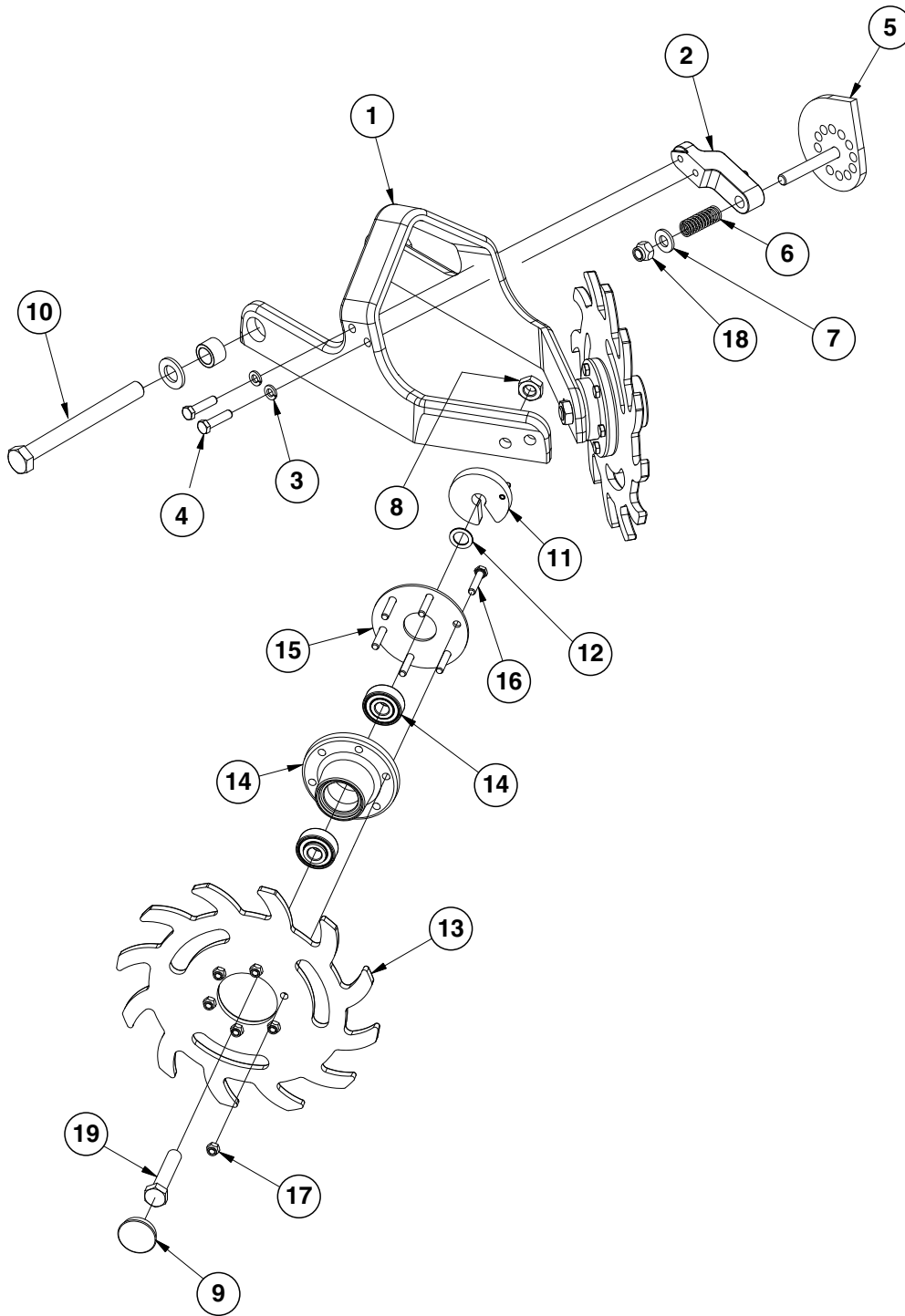


ITEM	PART NO.	QTY. (Per Row)	DESCRIPTION
1	G11009	2	Locking Thumbscrew, 5/16"-18 x 3/4"
2	GA18208	1	Housing W/Bearing
	GA5698	-	Bearing (Included W/GA18208)
3	GA6038	1	Hub W/Shoulder Bolts
	GD1755	-	Shoulder Bolt, 1/4"-20 (2 Used)
4	G10603	1	Spring Pin, 1/4" x 1 1/4"
5	G10602	1	Spring Pin, 1/4" x 1 1/2"
6	GD8778	1	Wear Strip
7	GA5699	1	Upper Brush
8	GD11122	1	Upper Brush Retainer (Used W/Soybean and Cotton Discs)
9	GA5834	1	Lower Brush
10	GA6184	-	Seed Disc, Specialty Soybean, 48 Cell, Dark Blue Color-Coded
	GA5796	-	Seed Disc, Cotton, Acid-Delinted, 30 Cell, White Color-Coded
	GA6168	-	Seed Disc, Large Cotton, Acid-Delinted, 36 Cell, Tan Color-Coded
	GA6478	-	Seed Disc, High-Rate Cotton, Acid-Delinted, 48 Cell, Light Green Color-Coded
	GA6182	-	Seed Disc, Hill-Drop Cotton, Acid-Delinted, 12 Cell, Brown Color-Coded
	GA7255	-	Seed Disc, Small Hill-Drop Cotton, Acid-Delinted, 12 Cell, Dark Green Color-Coded
11	G10531	2	Wing Nut W/Nylon Insert, 1/4"-20
12	G11151	9	Hex Washer Head Screw, No. 10-16 x 1/2"
	G10634	-	Slotted Tap Screw, No. 10-24 x 5/8" (Use As Required)
13	GD7878	1	Cover
14	GD15699	1	Shank Cover, Brush-Type Seed Meter
15	GA5982	-	Seed Disc, Small Milo/Grain Sorghum, 30 Cell, Red Color-Coded
	GA6187	-	Seed Disc, Large Milo/Grain Sorghum, 30 Cell, Light Blue Color-Coded
	GA5795	-	Seed Disc, High-Rate Small Milo/Grain Sorghum, 60 Cell, Red Color-Coded
	GA6633	-	Seed Disc, High-Rate Large Milo/Grain Sorghum, 60 Cell, Yellow Color-Coded
16	GD8237	-	Upper Brush Retainer (Used W/Milo/Grain Sorghum Discs)



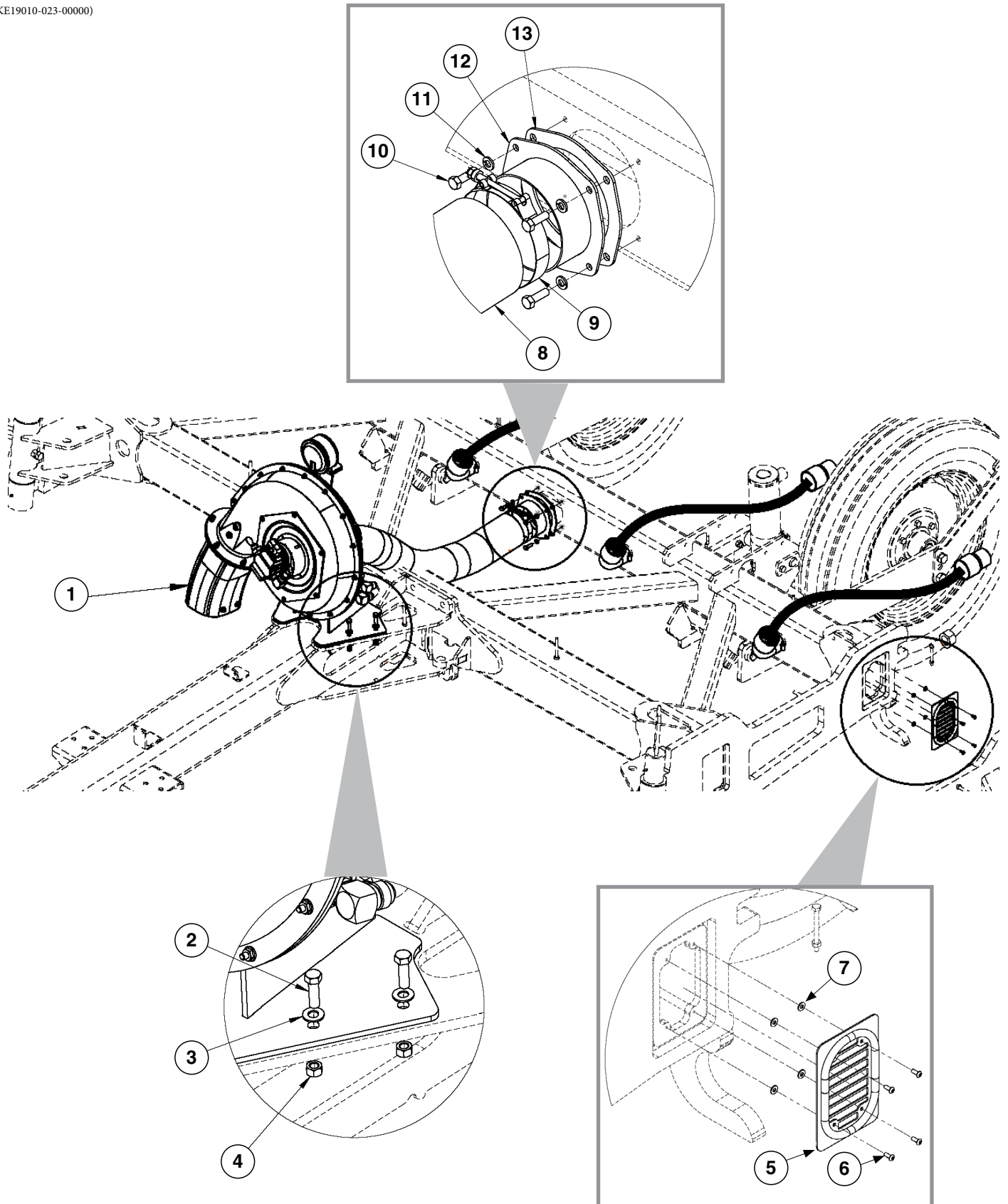
ITEM	PART NO.	QTY. (Per Row)	DESCRIPTION
1	G10602	1	Spring Pin, 1/4" x 1 1/2"
2	G10604	1	Spring Pin, 3/16" x 1 1/2"
3	G10429301	1	Housing Cover
4	GD1041	1	Belt Drive Sprocket
5	GD11286	1	Seed Belt
6	GA2019	1	Bearing
7	G10429101	1	Conveyor Housing
8	GB0110	1	Bearing Housing
9	GR1569	-	Carrier Plate W/Brush and Screw (Corn)
	GR0664	-	Carrier Plate W/Brush and Screw (Sunflower)
	GA2020	-	Brush
	G10690	-	Rolling Thread Screw, No. 10 x 3/4"
10	G10401	3	Slotted Hex Washer Head Screw, No. 10-32 x 5/8"
11	GD18704	12	Finger, Corn
12	GD19790	12	Spring
13	GB0410	1	Cam
14	GD11528	1	Finger Holder (Corn and Sunflower - Used With GR1848)
	GD26594	-	Finger Holder (Corn and Sunflower - Used With GR2154)
15	G10470	1	Cotter Pin, 5/32" x 1"
16	G11009	2	Locking Thumbscrew, 5/16"-18 x 3/4"
17	GD36922	1	Seed Baffle
18	GD1083	1	Cover Nut
19	G10500	1	Jam Nut, 5/8"-18 UNF
20	GA8343	1	Wave Washer, 5/8" (Triple Wave)
21	G10020	3	Hex Head Cap Screw, 1/4"-20 x 5/8"
	G10323	3	Hex Flange Nut, 1/4"-20, No Serrations
22	G10022	5	Hex Head Cap Screw, 1/4"-20 x 1/2"
	G10621	6	Serrated Flange Nut, 1/4"-20
23	G10021	1	Hex Head Cap Screw, 1/4"-20 x 1 1/2"
	G10621	1	Serrated Flange Nut, 1/4"-20
24	G10603	1	Spring Pin, 1/4" x 1 1/4"
25	GD1042	1	Idler
26	GB0120	1	Bushing, 1 1/4" I.D. x 1 1/2" Long
27	GD19333	12	Finger, Oil Sunflower
28	GD15698	1	Shank Cover, Finger Pickup Seed Meter
29	GD11787	-	Half Rate Blank Finger
30	GB0410	-	Cam (Sunflower)
A	GR1848	-	Finger Assembly, Corn (Items 11-14 and 20)
B	GR2154	-	Finger Assembly, Sunflower (Items 12, 14, 20, 27, and 30)
C	G10846X	-	Corn Meter Assembly (Items 1-26 and 28)
D	900-01117	-	Sunflower Meter Assembly (Items 1-10, 12, 14-15, 17-27, and 30)

(IP1468)



ITEM	PART NO.	QTY. (Per Row)	DESCRIPTION
1	GB0464	1	Residue Wheel Mount
2	GD26973	1	Cam Locking Pin
3	G10229	2	Lock Washer, 3/8"
4	G10004	2	Hex Head Cap Screw, 3/8"-16 x 1 1/4"
5	GA27038	1	Row Cleaner Cam
6	GD10519	1	Spring
7	G11389	1	Flat Washer, 1/2" Plated SAE
8	G10503	2	Hex Jam Nut, 5/8"-11, Grade 2
9	GD1132	2	Dust Cap
10	G11236	1	Hex Head Cap Screw, 3/4"-10 x 10 1/2"
	G11392	2	Flat Washer, 3/4" SAE
	GB0383	2	Bushing, 1 1/8" O.D. x 25/32" I.D. x 3/4" Long
	G11228	1	Lock Nut, 3/4"-10
11	GA8760	2	Weed Guard W/Spring Pin
	G10765	-	Spring Pin, 1/4" x 1" (Included W/GA8760)
12	GD30725	4	Machine Bushing, 5/8" (.030" Thick)
13	GB0387	2	Wheel, 12 Tine, 3/8" x 12"
14	GA5654	2	Hub W/Bearings
	GA2014	-	Bearing (Included W/GA5654)
15	GD9724	2	Backing Plate
16	G10133	12	Hex Head Cap Screw, 5/16"-18 x 1 1/2"
17	G10109	12	Lock Nut, 5/16"-18, Grade 8
18	G10974	1	Lock Nut W/Nylon Insert, 1/2"-13
19	G10010	2	Hex Head Cap Screw, 5/8"-11 x 3"
A	GA12235	-	L.H. Residue Wheel (Items 13-17)
B	GA12236	-	R.H. Residue Wheel (Items 13-17)

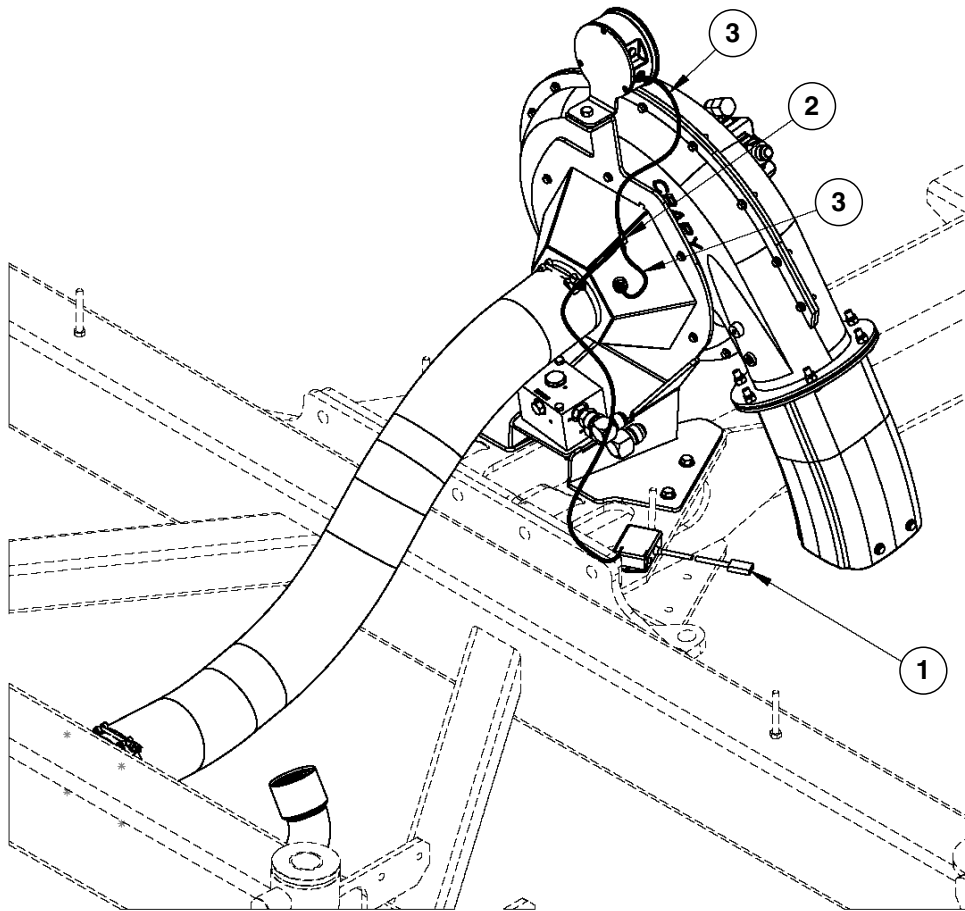
(KE19010-023-00000)



ITEM	PART NO.	QTY.	DESCRIPTION
1	---	-	"Vacuum Manifold" on page P34
2	G10004	4	Hex Head Cap Screw, 3/8"-16 x 1-1/4"
3	G11387	8	Flat Washer, 3/8"
4	G10108	4	Lock Nut, 3/8"-16
5	G19010-023-08001	4	Vacuum Seal Mount Plate
	GD17061-01	2*	Rubber Vacuum Seal
6	G11281	16	Hex Button Head Cap Screw, 10-24 x 1/2"
7	G10243	16	Flat Washer No. 10
8	GD19659-03	1	Black Hose, 4 1/2" x 49"
9	G11360	2	T-Bolt Hose Clamp, 4 1/2"
10	G10019	4	Hex Head Cap Screw, 5/16"-18 x 1"
11	G10232	4	Lock Washer, 5/16"
12	G19010-023-03000	1	Vacuum Outlet Adapter
13	G19010-023-02008	1	Vacuum Outlet Frame Gasket

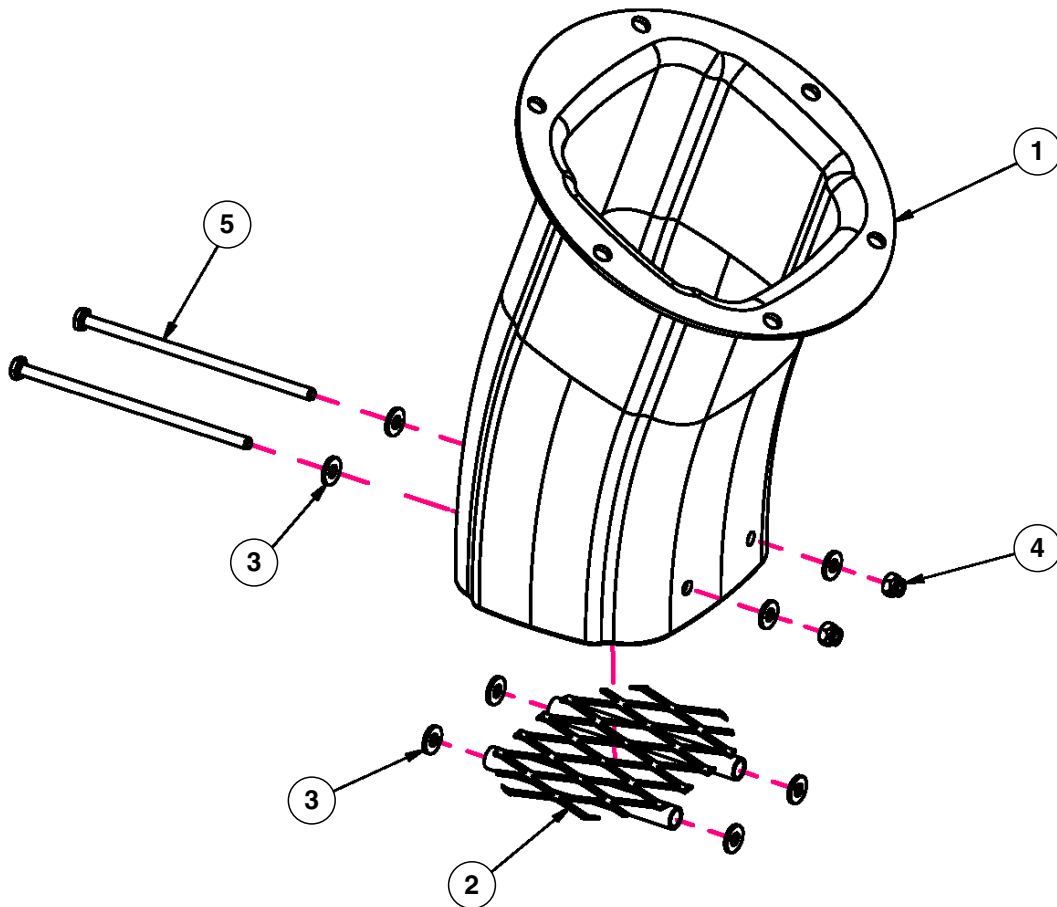
*1 Rubber Seal is used for 2 Mount Plates.

(KE19010-023-00000)



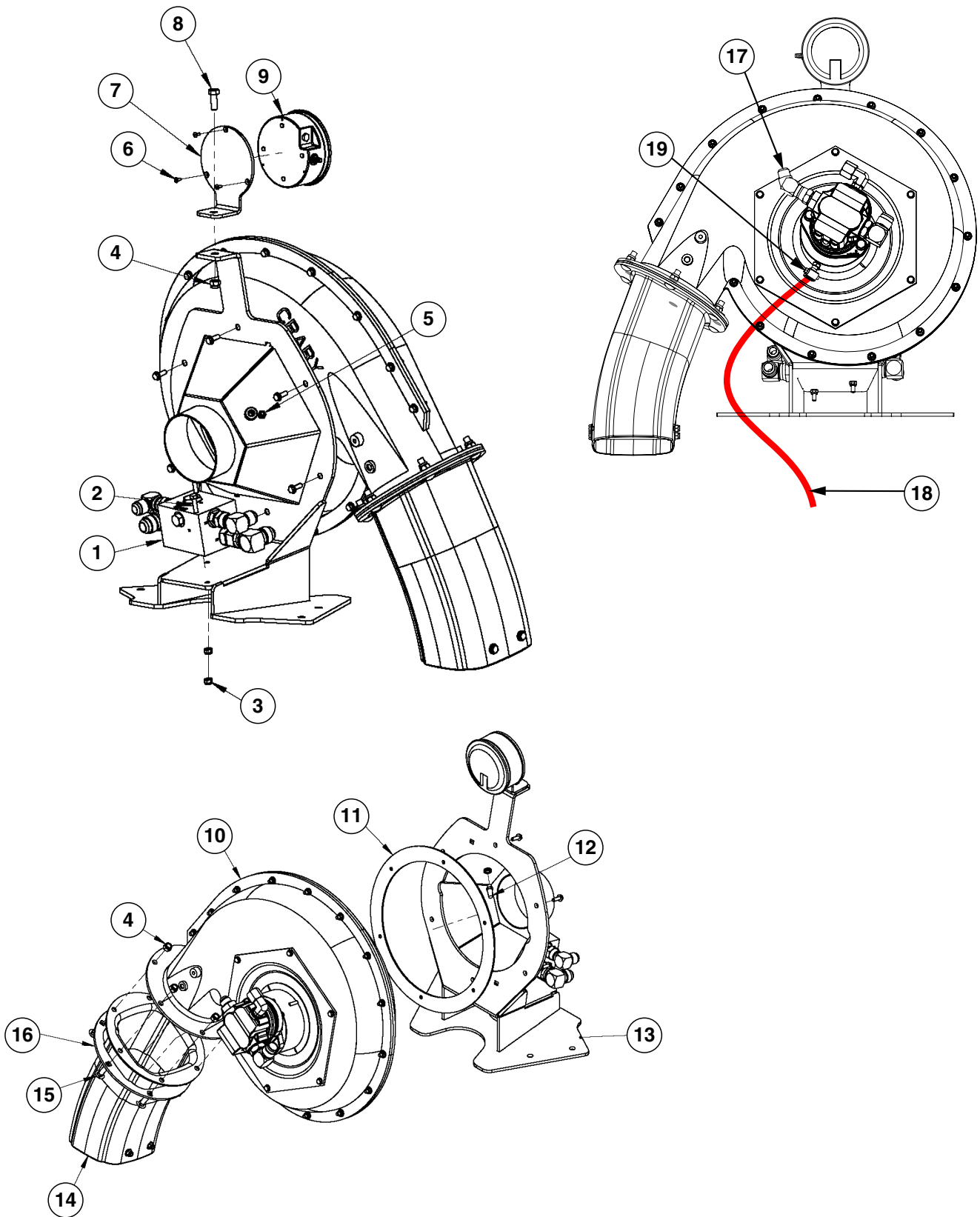
ITEM	PART NO.	QTY.	DESCRIPTION
1	GA14847	1	Low Pressure Sensor (0-40 IN H2O)
2	GD21278	1	Reducing Tee, 3/16" x 1/8" x 3/16"
3	GD15849-01	1	Clear Tube, 5/16" x 23-1/4"

(A21337)

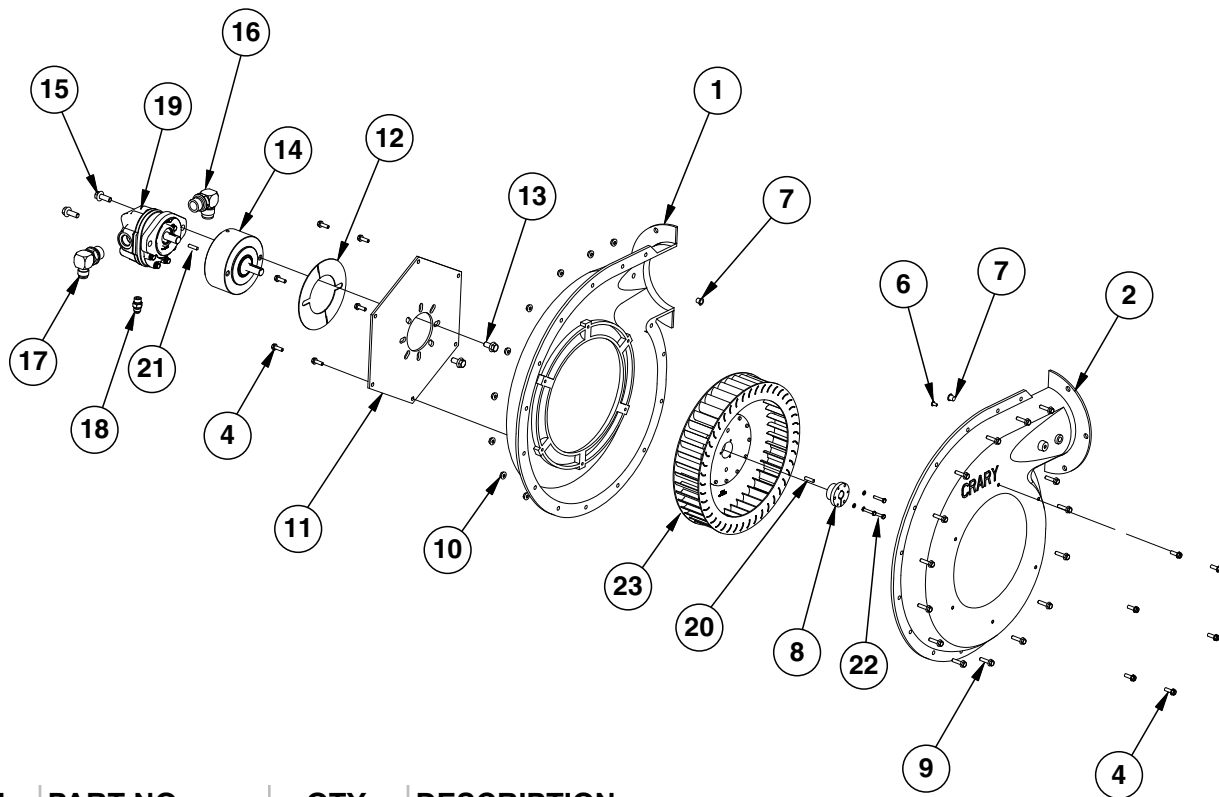


ITEM	PART NO.	QTY.	DESCRIPTION
1	GD27402	1	Exhaust Fan Diffuser
2	GA15812	1	Screen
3	G11385	8	Flat Washer, 1/4"
4	G11320	2	Lock Nut, 1/4"-20
5	G11730	2	Hex Head Cap Screw, 1/4"-20 x 6"

(KE19010-023-06000)



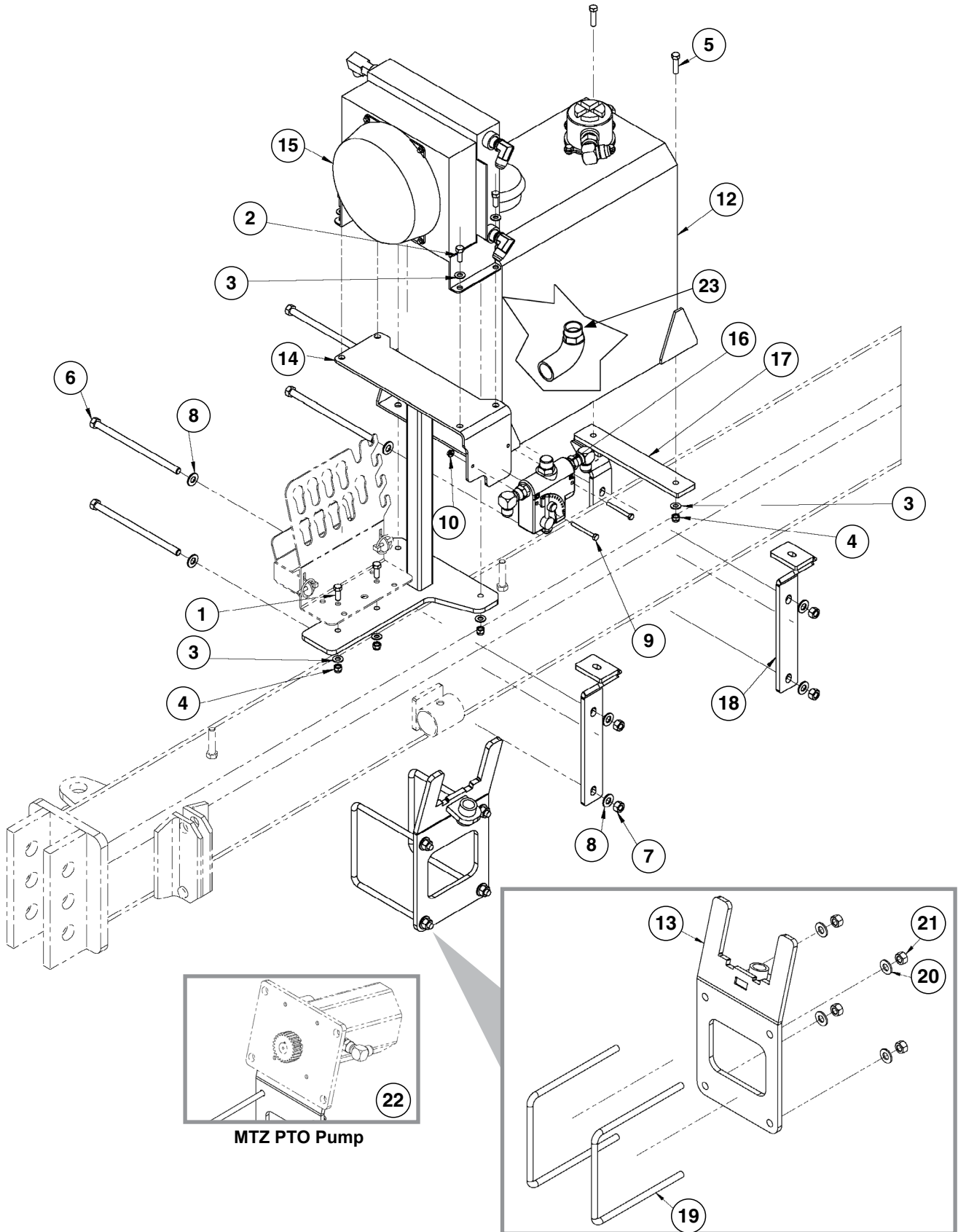
ITEM	PART NO.	QTY.	DESCRIPTION
1	GA14531	1	ASD Fan Block Assembly
2	G11135	2	Hex Head Cap Screw, 1/4"-20 X 3 3/4"
3	G10110	2	Lock Nut, 1/4"-20
4	G10108	7	Lock Nut, 3/8"-16
5	GR1777	1	Hose Barb, 3/16" x 1/8" NPT
6	G11215	3	Hex Flat Head Cap Screw, No. 6-32 x 3/8"
7	GD15804	1	Pressure Gauge Mount
8	G10001	1	Hex Head Cap Screw, 3/8"-16 x 1"
9	GA21406	1	Pressure Gauge
10	---	-	"Vacuum Fan Assembly" on page P36
11	GD26697	1	Gasket Fan
12	GA19018	1	Air Filter, 1/8" NPT
13	G19010-023-06100	1	Vacuum Fan Mount
14	GA21337	1	"Fan Diffuser" on page P33
15	G10599	6	Carriage Bolt, 3/8"-16 x 1-1/4"
16	GD27181	1	Fan Diffuser Gasket
17	G6502-10	1	Swivel Elbow, 45°, 7/8"-14 Male JIC To Female
18	*D6279-03	1	Clear PVC Tubing, 3/8" x 28" (*Hose not stocked by Kinze repair parts, but is available in bulk. Order GD6279-00.)
19	G10681	1	Hose Clamp, No. 6



ITEM	PART NO.	QTY.	DESCRIPTION
1	GR1971	1	Flanged Inner Case
2	GR1970	1	Flanged Outer Case
3	---	-	---
4	G10988	12	Hex Non-Serrated Flange Cap Screw, 1/4"-20 x 3/4"
5	---	-	---
6	GR1978	1	Plastic Plug, 1/4"
7	GR1979	2	Plastic Plug, 7/16"
8	GR1961	1	Bushing, 5/8"
9	G11409	15	Hex Serrated Flanged Cap Screw, 1/4"-20 x 1"
10	G10621	15	Serrated Flange Nut, 1/4"-20
11	GR1969	2	Backing Plate
12	GR1968	2	Cover Plate
13	G11123	2	Hex Serrated Flange Cap Screw, 3/8"-16 x 3/4"
14	GA15452	1	Overhung Load Adapter
15	G11124	2	Hex Serrated Flange Cap Screw, 3/8"-16 x 1"
16	G6801-12	1	Elbow W/O-Ring, 90°, 1 1/16"-12 Male JIC To O-Ring
17	G6801-10-12	1	Elbow W/O-Ring, 90°, 7/8"-14 Male JIC To 1 1/16"-12 O-Ring
18	G6400-06	1	Connector W/O-Ring, 9/16"-18 Male JIC To O-Ring
19	GA14574	1	Hydraulic Motor
20	GD21300	1	Key Stock, 3/16" x 3/4"
21	GR2000	1	Hydraulic Motor Key
22	G11518	3	Hex Head Machine Screw, #10-24 x 1"
	G10243	3	Washer, No. 10 SAE
23	GR2109	-	Impeller
A	GR1960	-	Fan Motor Seal Kit
B	GA14573	-	Fan Assembly (Flanged) (Items 1-7 and 9-12)

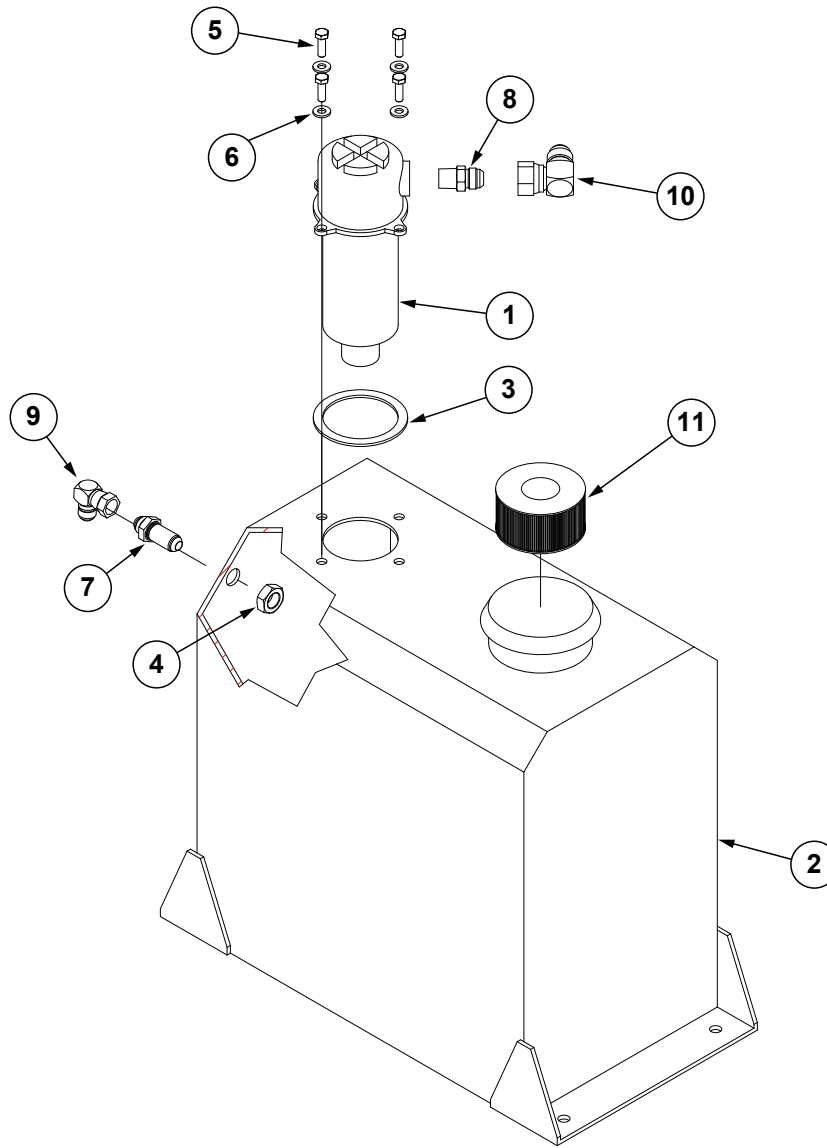
This page left blank intentionally.

(KE19010-021-00000)



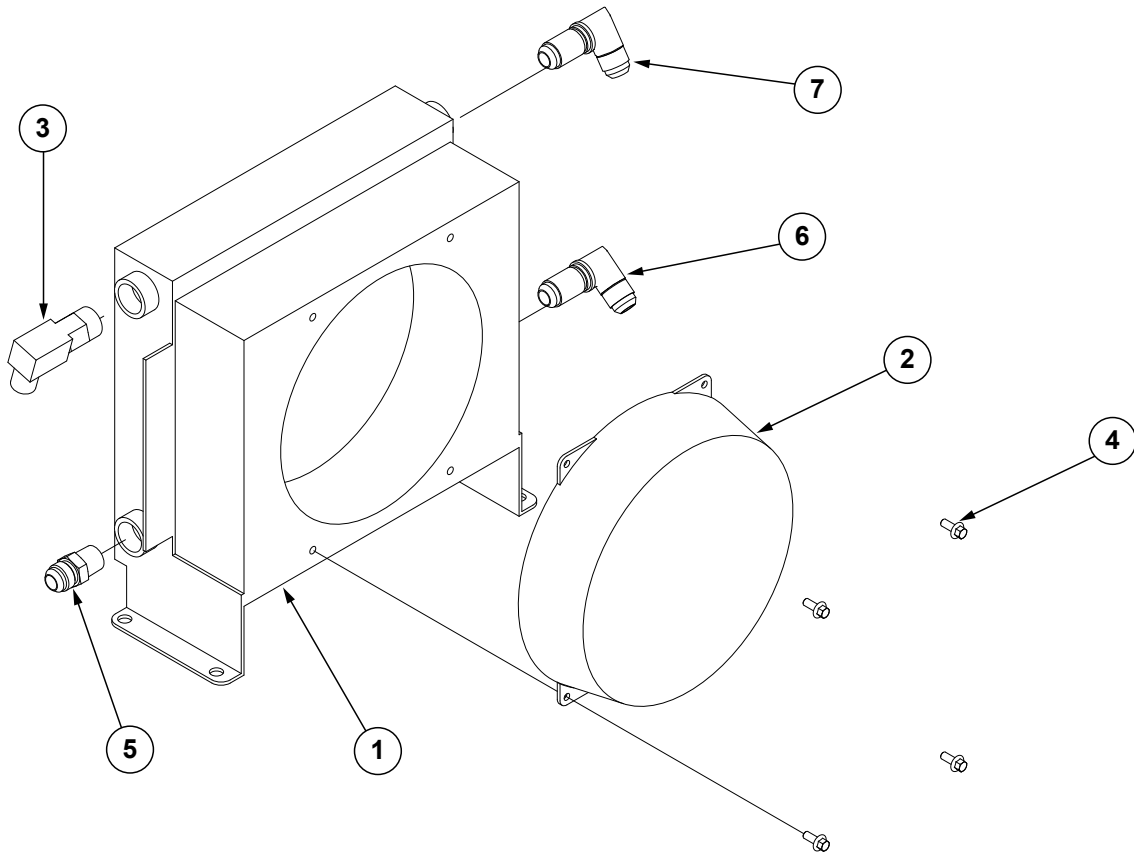
ITEM	PART NO.	QTY.	DESCRIPTION
1	G10001	2	Hex Head Cap Screw, 3/8"-16 x 1"
2	G10001	4	Hex Head Cap Screw, 3/8"-16 x 1"
3	G11387	10	Flat Washer, 3/8"
4	G10108	6	Lock Nut, 3/8"-16
5	G10003	4	Hex Head Cap Screw, 3/8"-16 x 1 1/2"
6	G10909	4	Hex Head Cap Screw, 1/2"-13 x 9"
7	G10102	4	Hex Nut, 1/2"-13
8	G11389	8	Flat Washer, 1/2"
9	G10403	2	Hex Head Cap Screw, 1/4"-20 x 2 1/2"
10	G10621	2	Serrated Flange Nut, 1/4"-20
11	G10101	4	Hex Nut, 3/8"-16
12	GA22223	1	"Hydraulic Tank" on page P40
13	G19010-021-03100	1	Universal PTO Pump Mount
14	G19010-021-07000	1	Cooler Support
15	GA22306	1	Cooler Fan Assembly
16	GA22305	1	See "Bypass Valve Assembly" on page P131
17	G19010-021-07003	1	PTO Tank Spacer Plate
18	G10018501	4	Tank Mount
19	GD7145	2	U-Bolt, 7" x 7" x 1/2"-13
20	G11389	4	Flat Washer, 1/2" Plated SAE
21	G10102	4	Hex Nut, 1/2"-13
22	---	-	"PTO Pump" on page P42
23	G3801-16-20	1	90° Elbow, 1-5/16"-12 JIC to 1-1/4" BSP

(A22223)



ITEM	PART NO.	QTY.	DESCRIPTION
1	GA21197	1	Return Line Filter
2	GA21295	1	Tank, 60 l
3	GD31439	1	Filter Gasket
4	G10176	1	Hex Jam Nut, 3/4"-16 Grade 2
5	G12003-25	4	Hex Head Cap Screw, M8-1,25 x 25
6	G12081	4	Flat Washer, M8
7	G2700-08	1	Bulkhead Tube Union, 3/4"-16 Male JIC
8	G3800-12-12	1	Adapter, 3/4"-14 BSP x 1 1/16"-12 JIC
9	G6500-08	1	Swivel Elbow, 90°, 3/4"-16 Male JIC To Female
10	G6500-12	1	Swivel Elbow, 90°, 1 1/16"-12 Male JIC To Female
11	GA25474	1	Filter

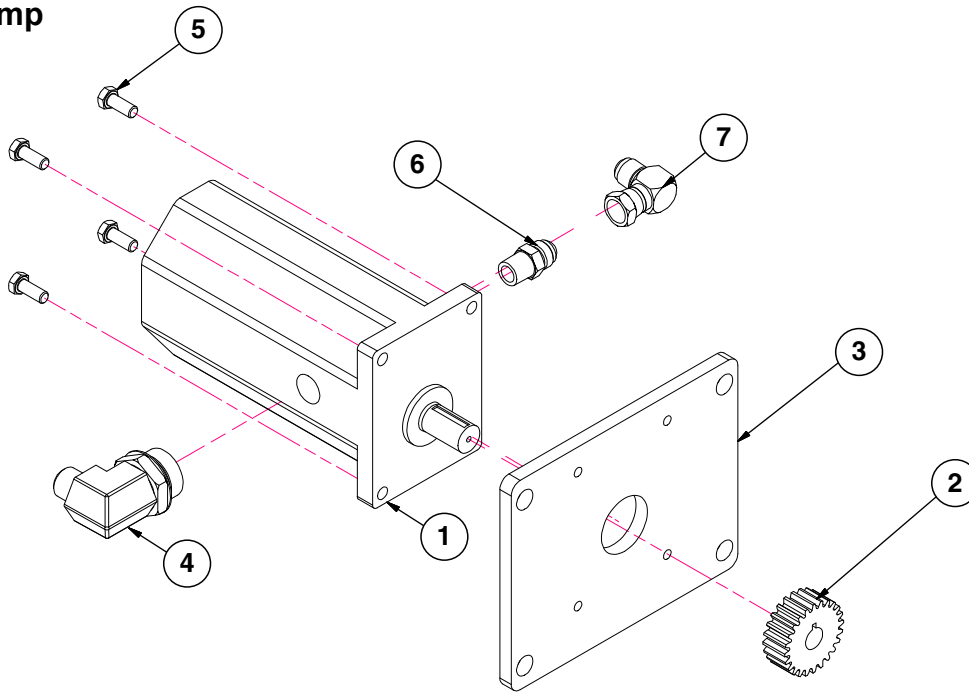
(A22306)



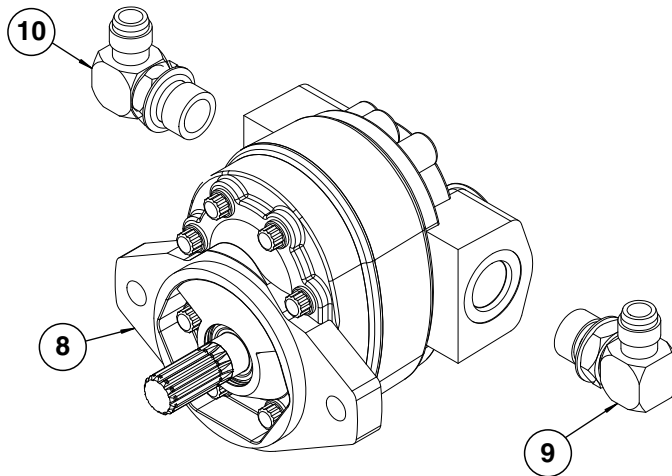
ITEM	PART NO.	QTY.	DESCRIPTION
1	GA21294	1	Oil Cooler
2	GA21300	1	Oil Cooler Fan, 12V (3000 RPM)
3	GA22221	1	Thermostat
4	G12187-15	4	Hex Serrated Flange Cap Screw, M6-1.0 x 15
5	G3800-12-12	1	Male Adapter, 3/4"-14 BSP x 1 1/16"-12 JIC
6	G3801-10-08	1	90° Elbow, 1/2"-12 BSP to 7/8"-14 JIC
7	G3801-12-12	1	90° Elbow, 3/4"-14 BSP to 1 1/16"-12 JIC

(102096)

MTZ PTO Pump

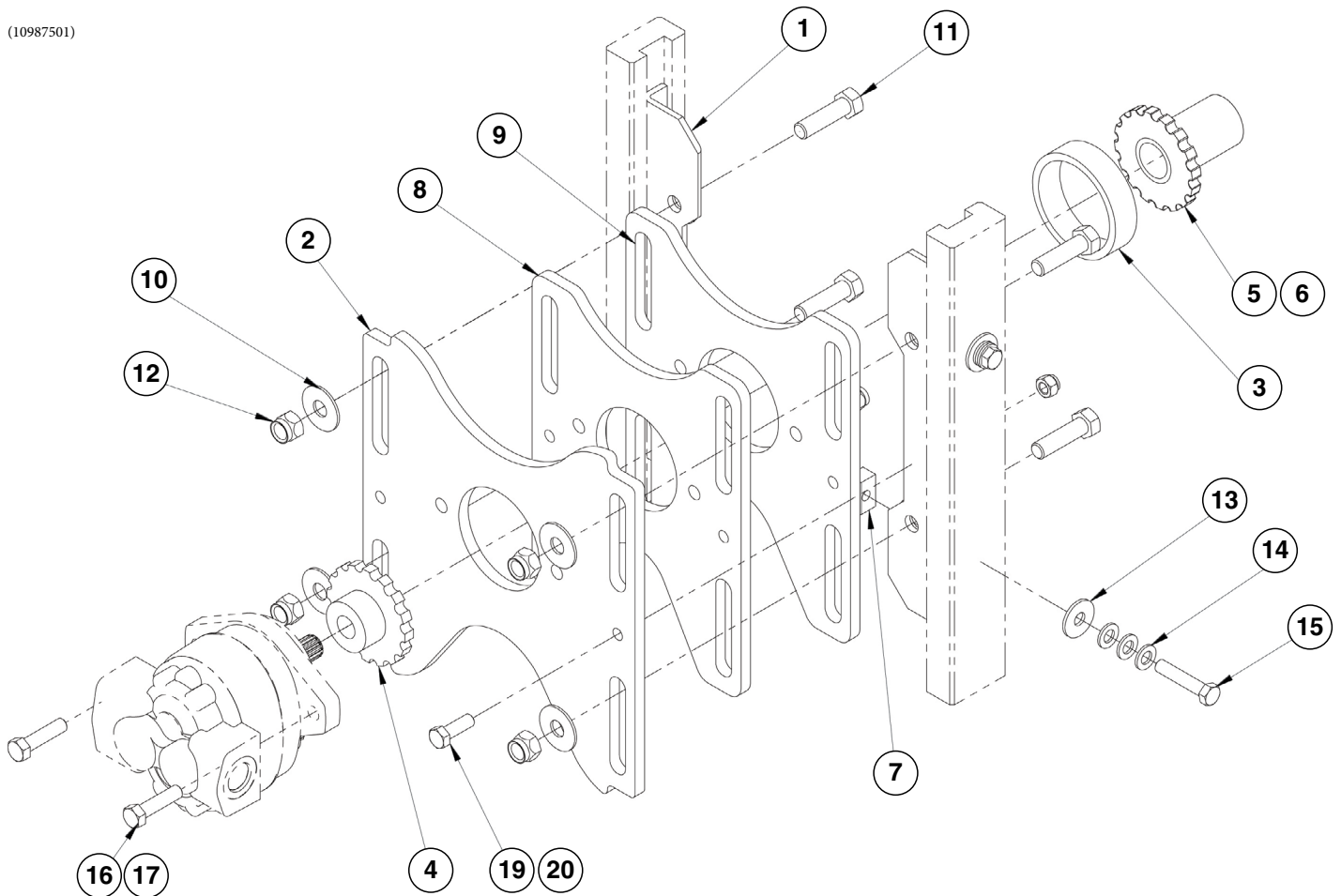


Universal PTO Pump

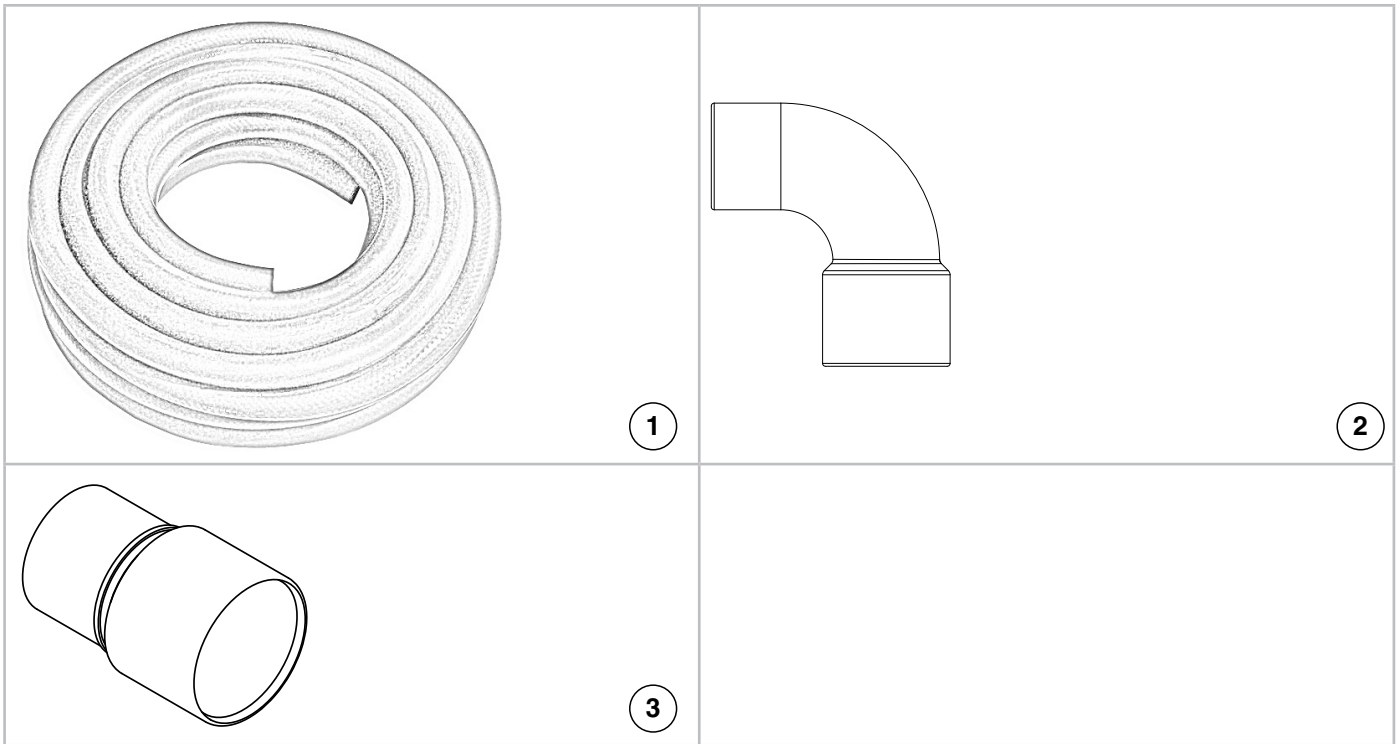


ITEM	PART NO.	QTY.	DESCRIPTION
1	GA21190	1	PTO Gear Pump, 56 CM3/REV
2	GD31435	1	PTO Gear Adapter
3	GD31436	1	PTO Mount Plate
4	G3801-16-16	1	90° Elbow, 1-5/16"-12 JIC to 1" BSP O-Ring
5	G12000-25	4	Hex Head Cap Screw, M10-1,5 x 25
6	G3800-10-12	1	Adapter, 3/4-14 BSP x 7/8-14 JIC
7	G6500-10	1	Swivel Elbow, 90°, 7/8"-14 Male JIC To Female
8	GA14446	1	PTO Pump, Generic
9	G6801-10-12	1	Elbow W/O-Ring, 90°, 7/8"-14 Male JIC To 1 1/16"-12 O-Ring
10	G6801-16-20	1	Elbow W/O-Ring, 90°, 1 5/16"-12 x 1 5/8" Female JIC To O-Ring

(10987501)

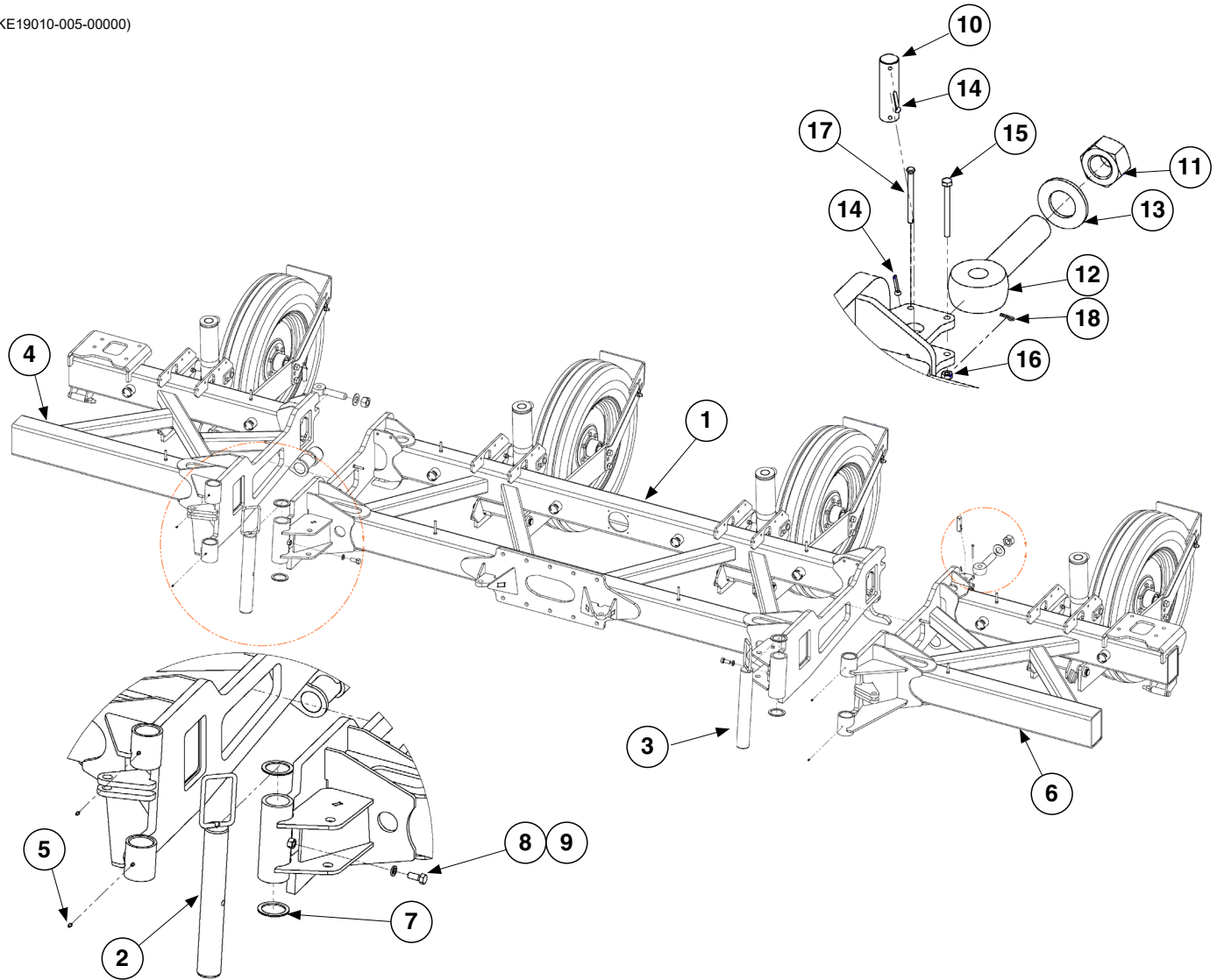


ITEM	PART NO.	QTY.	DESCRIPTION
1	G10985501	2	Rail Mount
2	G10985301	1	Pump Mount Plate, 39 cm
3	G10984801	1	Chain with Link
4	G10984701	1	Sprocket, 16 Tooth
5	G10985001	1	Long Sprocket, 16 Tooth, 1-3/4" x 20 Spline
6	G10984901	1	Long Sprocket, 16 Tooth, 1-3/8" x 21 Spline
7	G10985401	4	Rail Mount Nut
8	G10985101	1	Pump Mount Plate, 31 cm
9	G10985201	1	Pump Moun Plate, 33 cm
10	G10217	8	Washer, 5/8" USS
11	G10006	4	Hex Head Cap Screw, 5/8"-11 x 2 1/4"
12	G10107	4	Lock Nut, 5/8"-11
13	G10984201	4	Flat Washer, DIN 9021
14	G12039	12	Flat Washer, M12
15	G12002-60	4	Hex Head Cap Screw, M12-1,75 x 60
16	G10016	2	Hex Head Cap Screw, 1/2"-13 x 2"
17	G10111	2	Lock Nut, 1/2"-13
18	G10984101	1	LM 47 Long-Life Grease
19	G12015	2	Hex Lock Nut, M12-1,75
20	G12002-35	2	Hex Head Cap Screw, M12-1,75 x 35



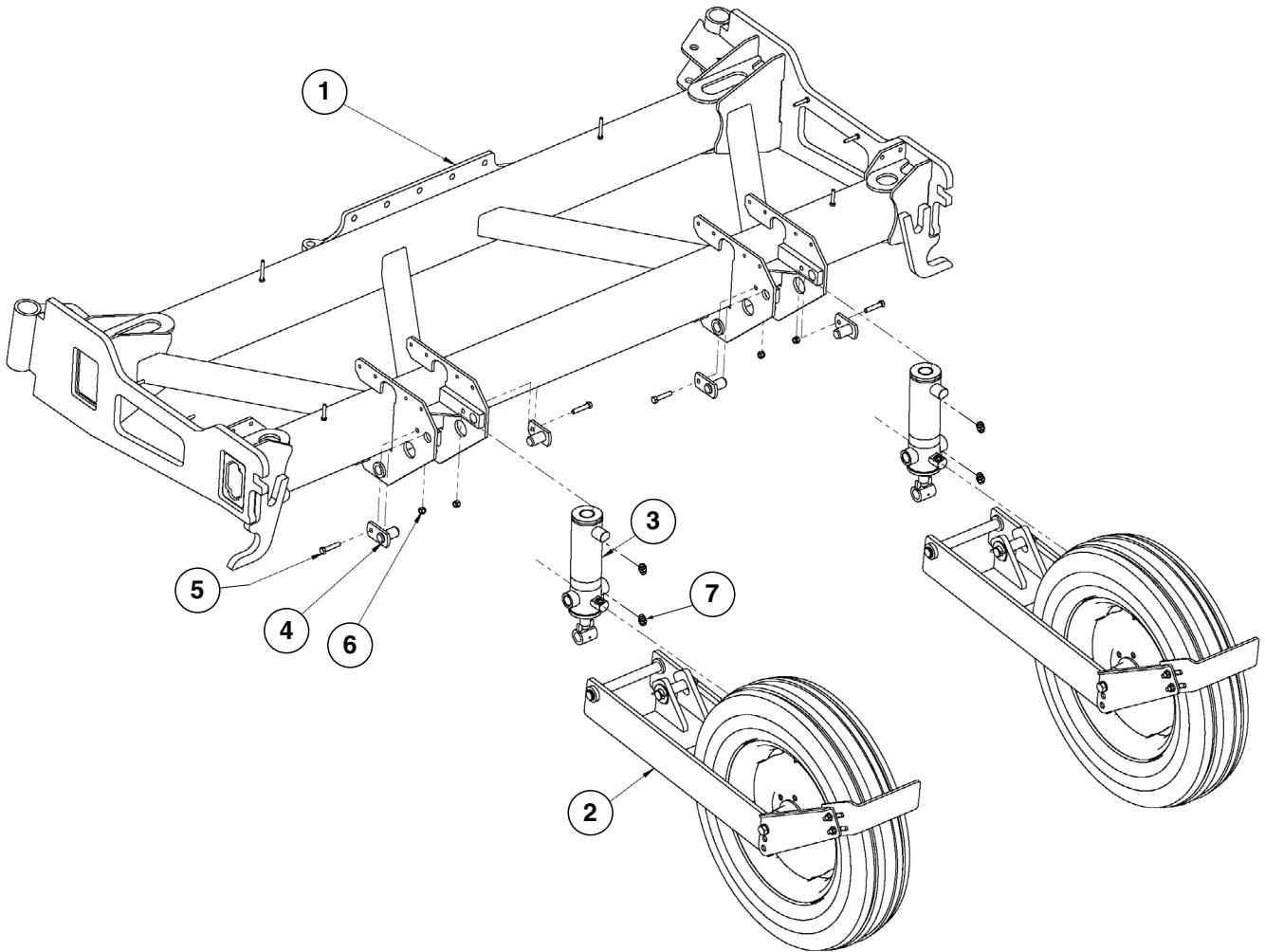
ITEM	PART NO.	QTY.	DESCRIPTION
1	GD15792-24	-	Vacuum Hose, 2" x 40"
2	GD14626	-	90° Elbow
3	GD14627	-	Coupler, 2"
4	G10676	-	Hose Clamp, No. 36

(KE19010-005-00000)



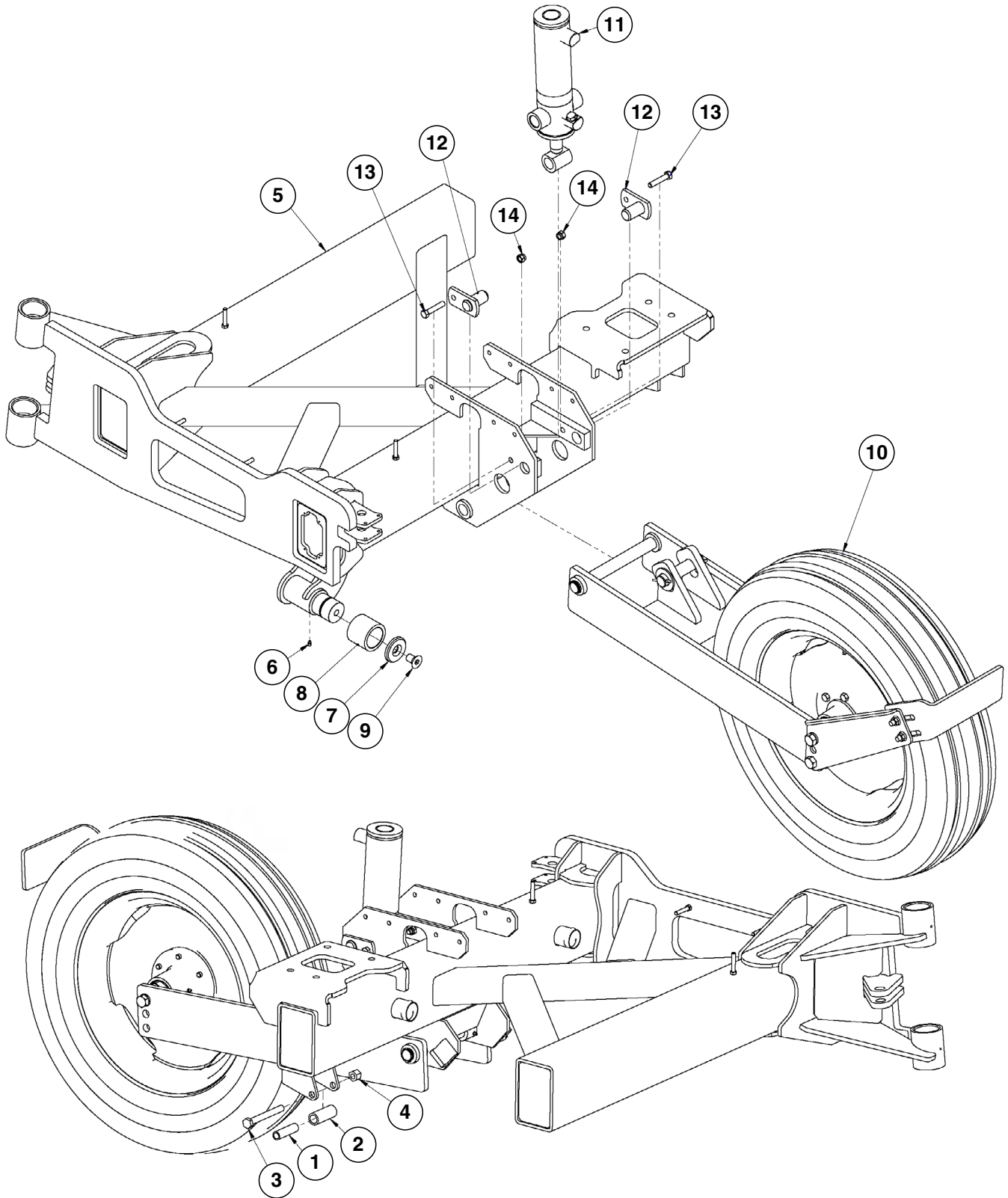
ITEM	PART NO.	QTY.	DESCRIPTION
1	---	-	"Center Frame Assembly" on page P46
2	G19010-006-04000	1	Pin, R.H.
3	G19010-006-04100	1	Pin, L.H.
4	---	-	"L.H./R.H. Wing Assembly" on page P47
5	G10640	4	Grease Fitting, 1/4"-28
6	---	-	"L.H./R.H. Wing Assembly" on page P47
7	G19010-005-00003	4	Bushing
8	G10007	2	Hex Head Cap Screw, 5/8"-11 x 1 1/2"
9	G10230	2	Lock Washer, 5/8"
10	GD3311	2	Pin, 7/8" x 3 1/8"
11	GD9688	1	Special Nut, 1 1/4"-7
12	GD3373	2	Eyebolt
13	G11396	2	Flat Washer, 1-1/4"
14	G10457	4	Cotter Pin, 5/32" x 1-1/2"
15	G10746	2	Hex Head Cap Screw, 1/4"-20 x 2 3/4"
16	G10103	2	Hex Nut, 1/4"-20
17	G11465	2	Pin, 1/4" x 2 3/4"
18	G10669	4	Hair Pin Clip, No. 22

(KE19010-003-10000)



ITEM	PART NO.	QTY.	DESCRIPTION
1	G19010-003-00000	1	Center Frame
2	---	-	Insert Ground Drive Assembly Cross-Reference
3	GA27182	2	Hydraulic Cylinder Assembly, 3.5 x 8 "Master Lift Cylinder" on page P121
4	GA5121	4	Cylinder Pin, 2-1/8"
5	G10053	4	Hex Head Cap Screw, 1/2"-13 x 2 1/2"
6	G10111	4	Lock Nut, 1/2"-13
7	G6400-08 GR1037	4 -	Adapter, 3/4-16 JIC, 3/4-16 O-Ring O-Ring

(KE19010-004-04000/ KE19010-004-05000)



ITEM	PART NO.	QTY.	DESCRIPTION
1	GD3180-23	1	Sleeve, 5/8" I.D. x 7/8" O.D. x 3 3/16" Long
2	GD2734-13	1	Sleeve, 1 1/4" O.D. x 3 1/8" Long
3	G10011	1	Hex Head Cap Screw, 5/8"-11 x 5 1/2"
4	G10107	1	Lock Nut, 5/8"-11
5*	G19010-004-01000 or G19010-004-02000	1	Wing, R.H.
		1	Wing, L.H.
6	G10640	1	Grease Fitting, 1/4"-28
7	GD34906	1	Roller Retainer
8	GD34905	1	Stub Wing Roller
9	G11853	1	Hex Flat Head Cap Screw, 3/4"-10 x 1-1/4"
10	---	-	"Transport and Ground Drive Wheel Assembly" on page P57
11	GA21104	1	Hydraulic Cylinder Assembly, 3.25 x 8 "Slave Lift Cylinder" on page P122
12	GA5121	2	Cylinder Pin, 2-1/8"
13	G10053	2	Hex Head Cap Screw, 1/2"-13 x 2 1/2"
14	G10111	2	Lock Nut, 1/2"-13

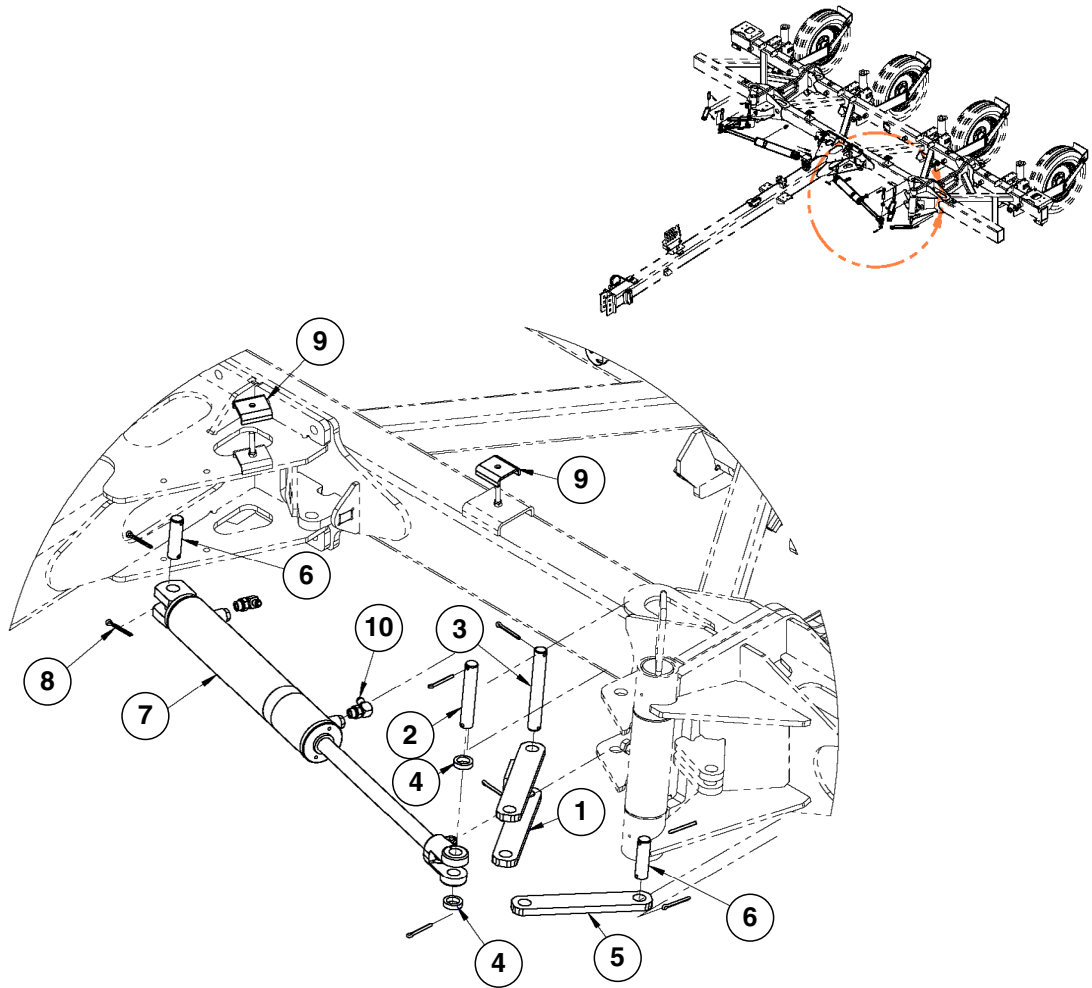
*Parts-wise, planter wings are mirrored.

Wing Fold Assembly

Model 3035

M0317-02

(KE19010-007-00000)



ITEM	PART NO.	QTY.	DESCRIPTION
1	G19010-001-04000	2	Wing Fold Link
2	GD9591	2	Pin, 1" x 5 3/4"
3	GD11177	1	Pin, 1" x 7 1/4"
4	GD5900-12	4	Sleeve, 3/8"
5	G19010-005-00002	2	Wing Fold Link
6	GD9762	4	Pin, 1" x 3 1/2"
7	GA8911	2	"Hydraulic Wing Fold Cylinder" on page P124
8	G10460	16	Cotter Pin, 1/4" x 2"
9	GD5875	4	Hose Clamp, 9/16" x 2 1/2" x 2"
10	G6801-06-08	4	Elbow W/O-Ring, 90°, 9/16"-18 Male JIC To 3/4"-16 O-Ring

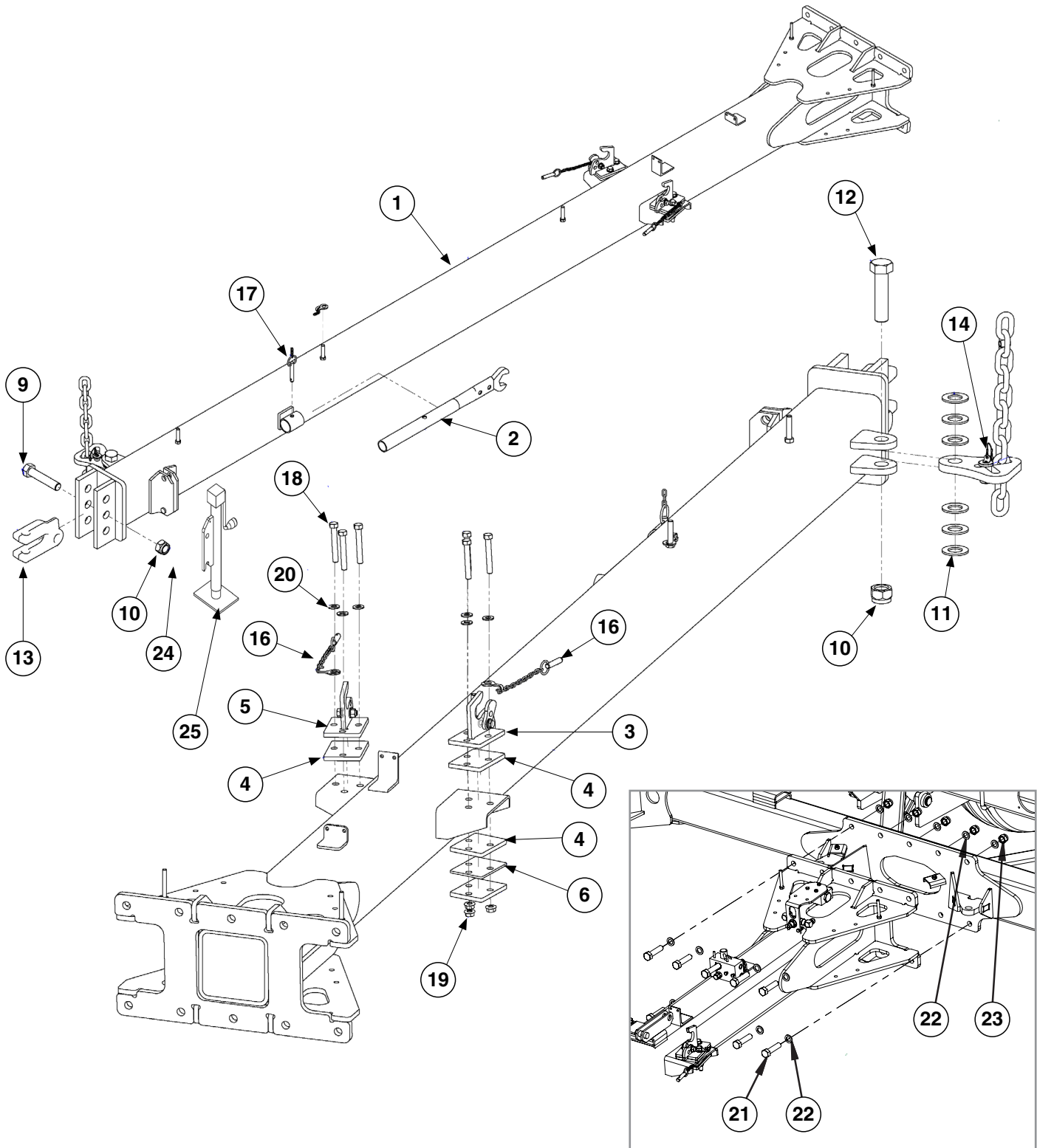
This page left blank intentionally.

Hitch Assembly

Model 3035

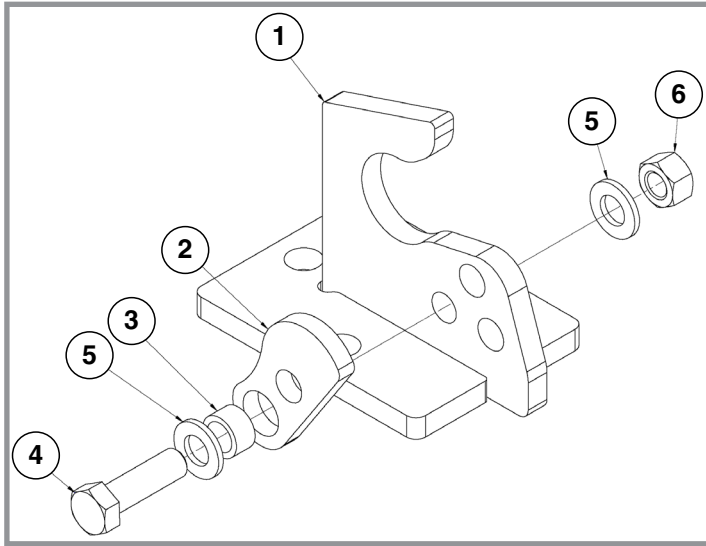
M0317-02

(KE19010-014-02000/KE19010-018-00000)

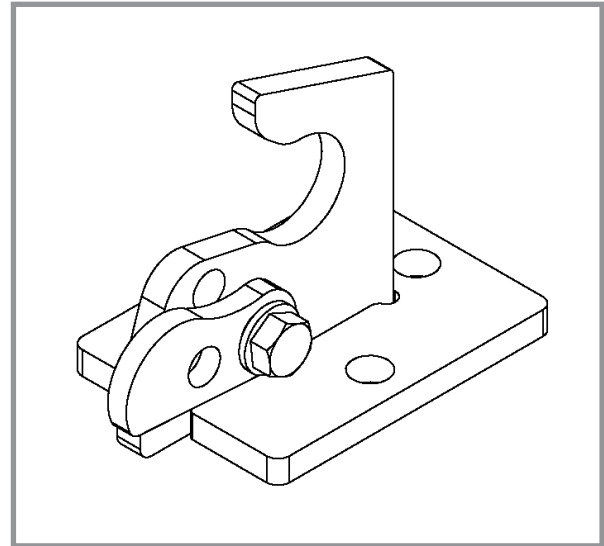


ITEM	PART NO.	QTY.	DESCRIPTION
1	G19010-014-02100	1	Hitch
2	GA6798	1	Wrench
3	---	-	"L.H./R.H. Catcher Assemblies" on page P53
4	G19010-014-02002	6	Spacer Plate, 10 mm
5	---	-	"L.H./R.H. Catcher Assemblies" on page P53
6	G19010-014-02004	2	Spacer Plate, 5 mm
7	---	-	---
8	---	-	---
9	G10169	1	Hex Head Cap Screw, 1 1/4"-7 x 6"
10	G10157	2	Lock Nut, 1 1/4"-7
11	G11396	6	Flat Washer, 1 1/4"
12	G11290	1	Hex Head Cap Screw, 1 1/4"-7 x 5"
13	GB0156	1	Double Clevis
14	---	-	"Safety Chain Assembly" on page P54
15	---	-	---
16	G19010-014-09000	2	Detent Pin with Chain
17	G19010-014-02200	1	Detent Pin with Chain
18	G10033	6	Hex Head Cap Screw, 1/2"-13 x 3 1/2"
19	G10071	6	Serrated Flange Nut, 1/2"-13
20	G11389	6	Flat Washer, 1/2" Plated SAE
21	G11313	10	Hex Head Cap Screw, 3/4"-10 x 3"
22	GD2169	20	Special Washer, 25/32" I.D. x 1 1/4" O.D., Hardened
23	G10112	10	Lock Nut, 3/4"-10
24	GA4995	1	Pin Assembly, 7/8" Hitch w/ Chain
25	GA13986	1	Jack Assembly

(KE19010-014-05000/KE19010-014-06000)



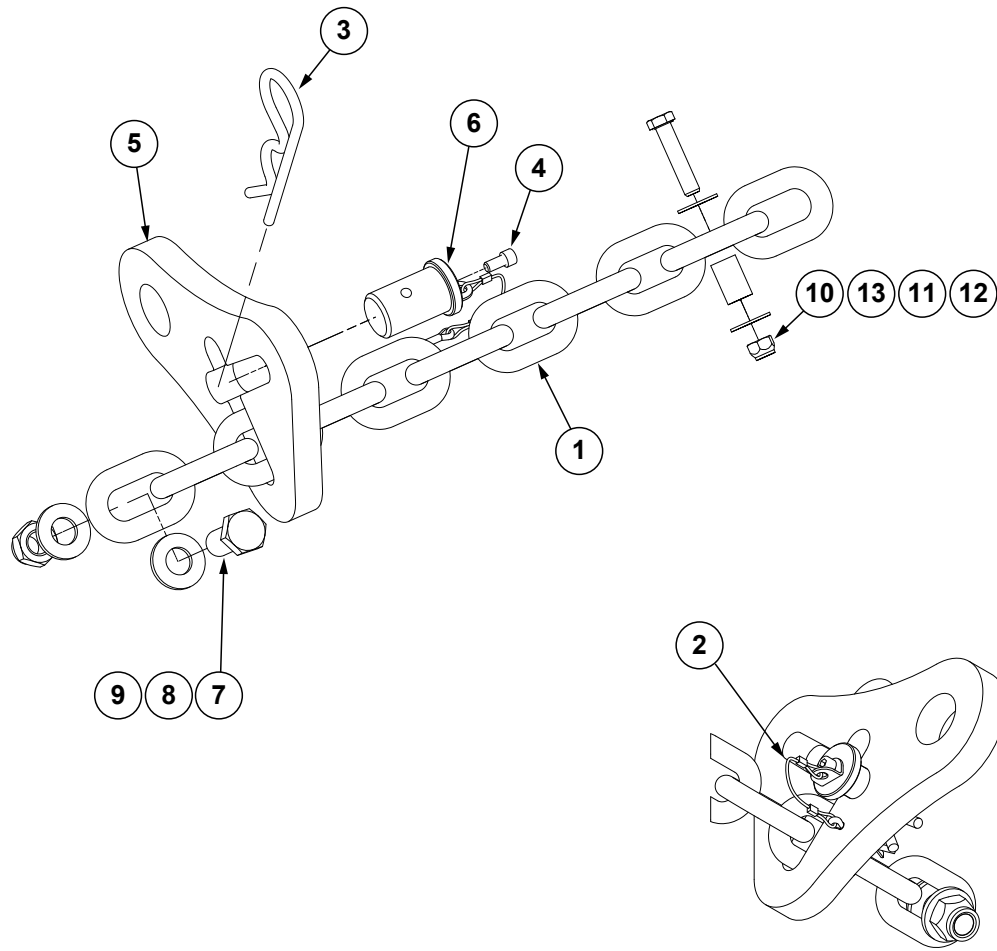
R.H. Catcher



L.H. Catcher (Assembled)

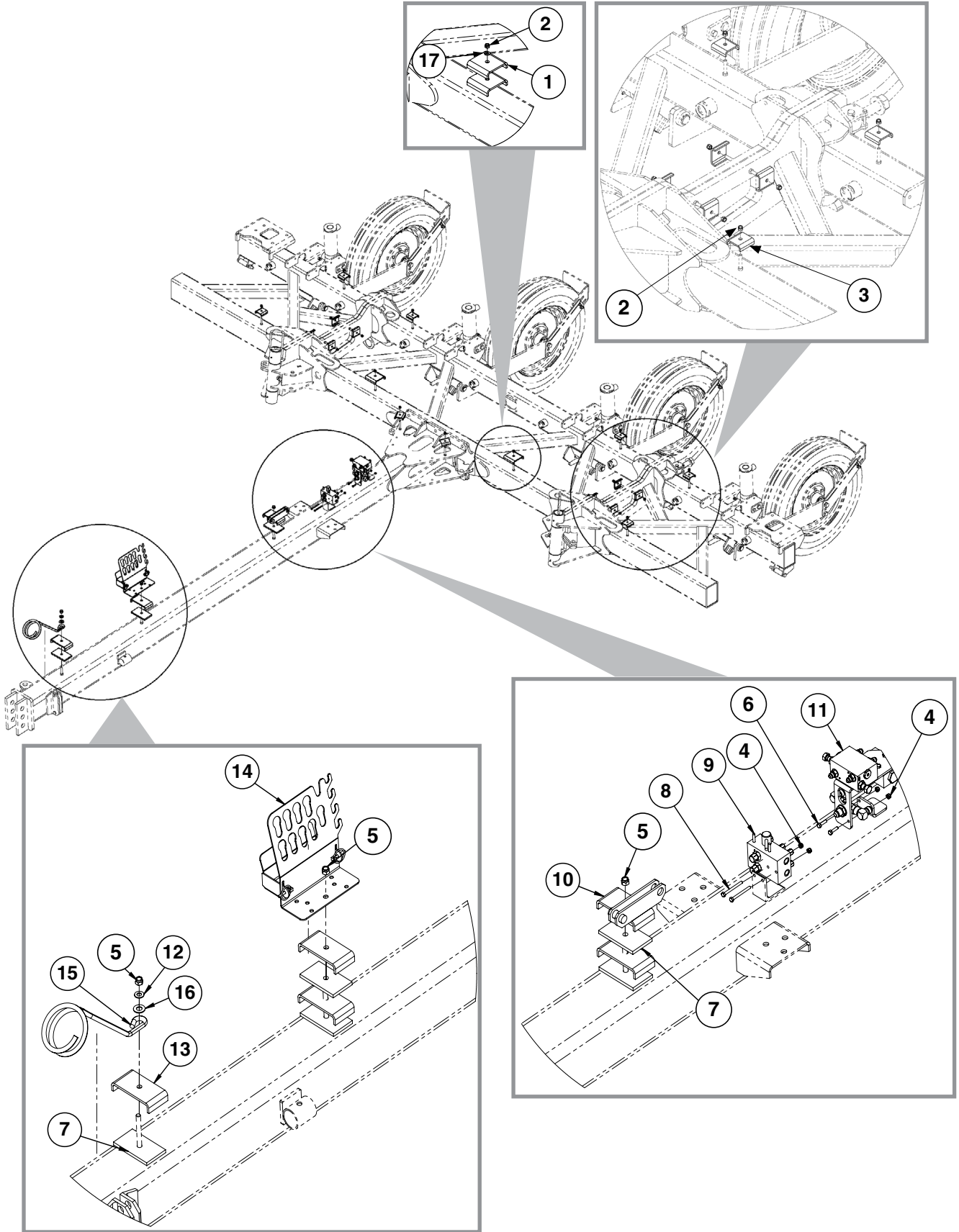
ITEM	PART NO.	QTY.	DESCRIPTION
1	G19010-014-07000	2	Catcher
2	G19010-004-01023	1	Locker Plate
3	G19010-014-05001	1	Sleeve, D18x10
4	G12002-40	1	Hex Head Cap Screw, M12-1,75 x 40
5	G12039	2	Flat Washer, M12
6	G12089	1	Hex Nut, M12-1,75

(PT2)



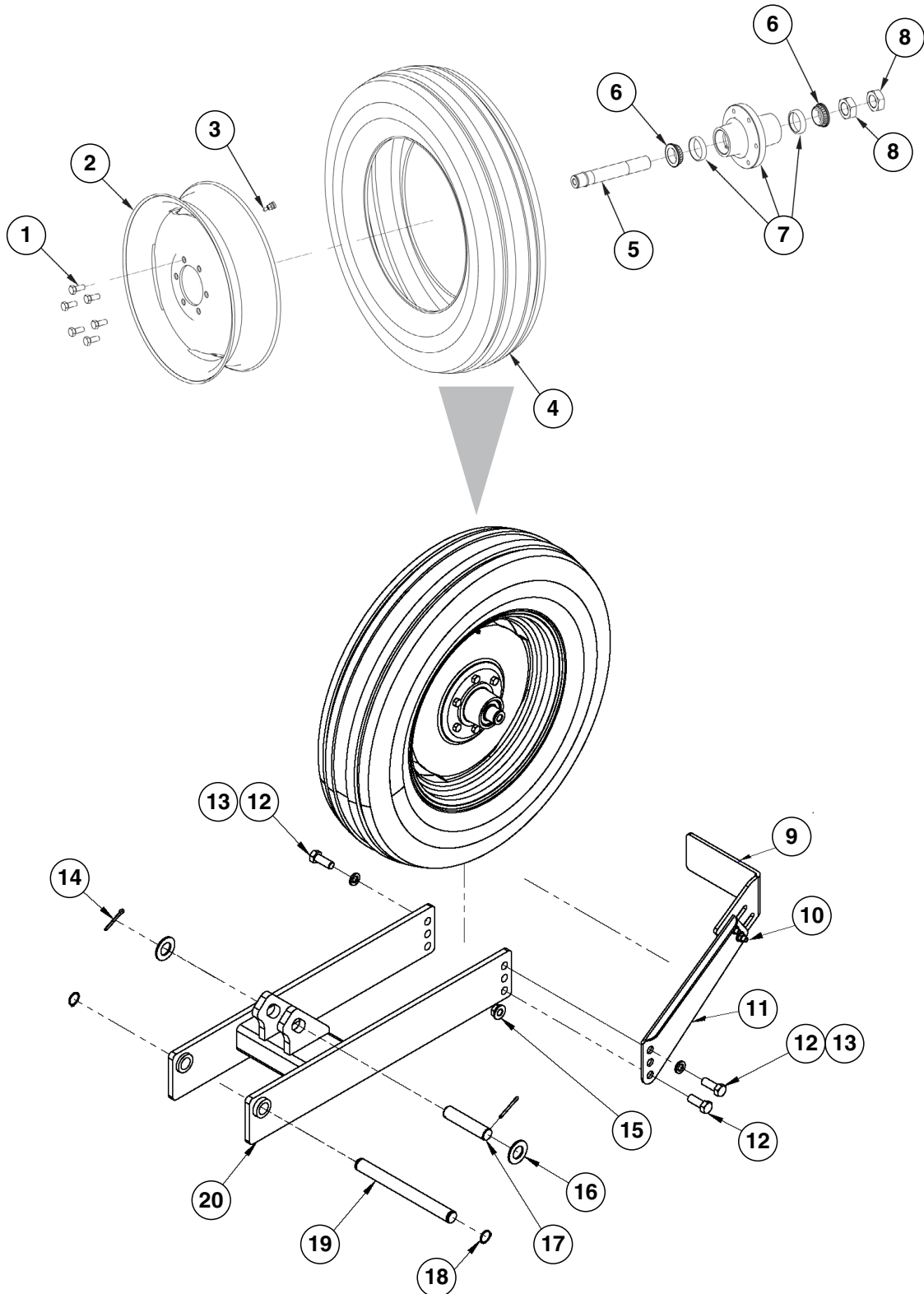
ITEM	PART NO.	QTY.	DESCRIPTION
1	G3324-01	1	Safety Chain, 13MM Grade 70, 97½"
2	GD35339	1	Looped Tether W/Tabs and Cotter Pin
3	G10671	1	Hairpin Cotter, ³⁄₁₆" x 3¼"
4	G11874	1	Hex Socket Head Cap Screw, ¼"-20 x ½"
5	GD35127	1	Single Chain Latch
6	GD35340	1	Chain Latch Pin
7	G10007	1	Hex Head Cap Screw, ⁵⁄₈"-11 x 1½"
8	G11391	2	Flat Washer, ⁵⁄₈" SAE
9	G10107	1	Lock Nut, ⁵⁄₈"-11
10	G10108	1	Lock Nut, ³⁄₈"-16
11	GD8893-07	1	Sleeve, 1" Long
12	G10047	1	Hex Head Cap Screw, ³⁄₈"-16 x 1¾"
13	G10210	2	Washer, ³⁄₈" USS
A	G9948X	-	³⁄₈" Transport Safety Chain Package (Items 1-13)

(KE19010-020-00020)



ITEM	PART NO.	QTY.	DESCRIPTION
1	GD0740	4	Hose Clamp, 3/4" x 4" x 3 1/2"
2	G10108	18	Lock Nut, 3/8"-16
3	GD5875	16	Hose Clamp, 9/16" x 2 1/2" x 2"
4	G10110	4	Lock Nut, 1/4"-20
5	G10111	3	Lock Nut, 1/2"-13
6	G10064	2	Hex Head Cap Screw, 1/4"-20 x 1"
7	GD8189	5	Rubber Strip, 3/8"
8	G10746	2	Hex Head Cap Screw, 1/4"-20 x 2 3/4"
9	---	-	"Selector Valve Assembly" on page P127
10	GA5842	1	Jack Mount
11	---	-	"Row Marker Sequencing/Flow Control Valve Mounting Assembly" on page P126 (Row Markers Option)
12	G11389	1	Flat Washer, 1/2" Plated SAE
13	GD8188	4	Hose Clamp, 7/8" x 3" x 5 3/8"
14	GD35727	1	Hydraulic Hose Holder
	GA25763	1	Hydraulic Hose Holder Cup
	GD2558	2	Lynch Pin, 1/4"
15	GD8260	1	Hose Holder
16	G11391	1	Flat Washer, 5/8" SAE
17	G11387	2	Flat Washer, 3/8" SAE
A	GA25760	1	Hydraulic Hose Holder Assembly (All Parts of Item 14)

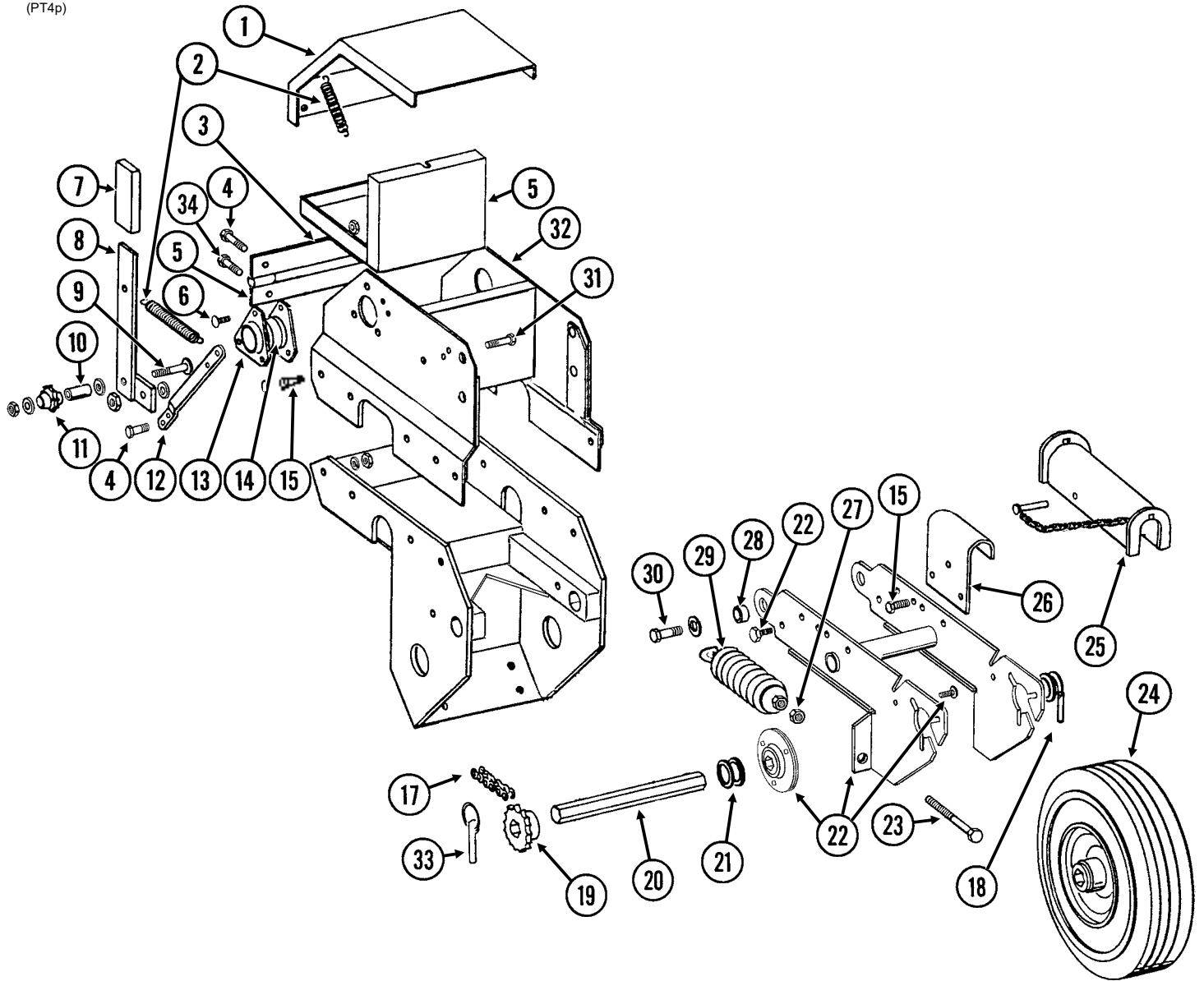
(KE19010-018-01000/IP1313)



ITEM	PART NO.	QTY. (Per Assy.)	DESCRIPTION
1	G10017	6	Hex Head Cap Screw, ½"-13 x 1 ½"
2	GA14413	1	Rim, 5.50" x 20"
3	GA7434	1	Valve Stem
4	GD13401	1	Tire, 7.50" x 20", 8 Ply, Tubeless W/O Center Rib (Specify Brand*)
5	GA4376	1	Spindle Assembly
	GD11490	1	Round External Retaining Ring (Included with GA4376)
	GD11458	1	Spindle (Included with GA4376)
6	GA24825	2	Bearing
7	GA24826	1	Hub with Cups, 6 Bolt
	GR0434	2	Cup (Included with GA24826)
8	G11081	2	Hex Jam Nut, 1½"-12, Grade 2
9	G10605101	1	Mud Scraper Holder
10	G10636	2	Carriage Bolt, ½"-13 x 1½"
	G10071	2	Serrated Flange Nut, ½"-13
11	GA5121	2	Pin, 2⅛"
12	G10026	3	Hex Head Cap Screw, ¾"-10 x 2"
13	G10231	2	Lock Washer, ¾"
14	G10460	2	Cotter Pin, ¼" x 2"
15	G11314	1	Serrated Flange Nut, ¾"-10
16	G10159	2	Washer, 1-7/8", 10 Gauge (.1345")
17	GD5841	1	Pin, 1¼" x 5 ⅝"
18	G11400	2	Retaining Ring, 1¼"
19	GD20461	1	Pin, 1¼" x 13"
20	GA14349	1	Wheel Arm
A	GA24828	1	Hub and Spindle Assembly (Items 5-8)
C	GA14412	1	Tire and Rim Assembly (Items 2-4) (Specify Brand*)

***Specific brand requests will be supplied only as available from current Kinze Repair Parts stock. If a specific brand requested is not in stock, the brand available will be supplied.**

(PT4p)

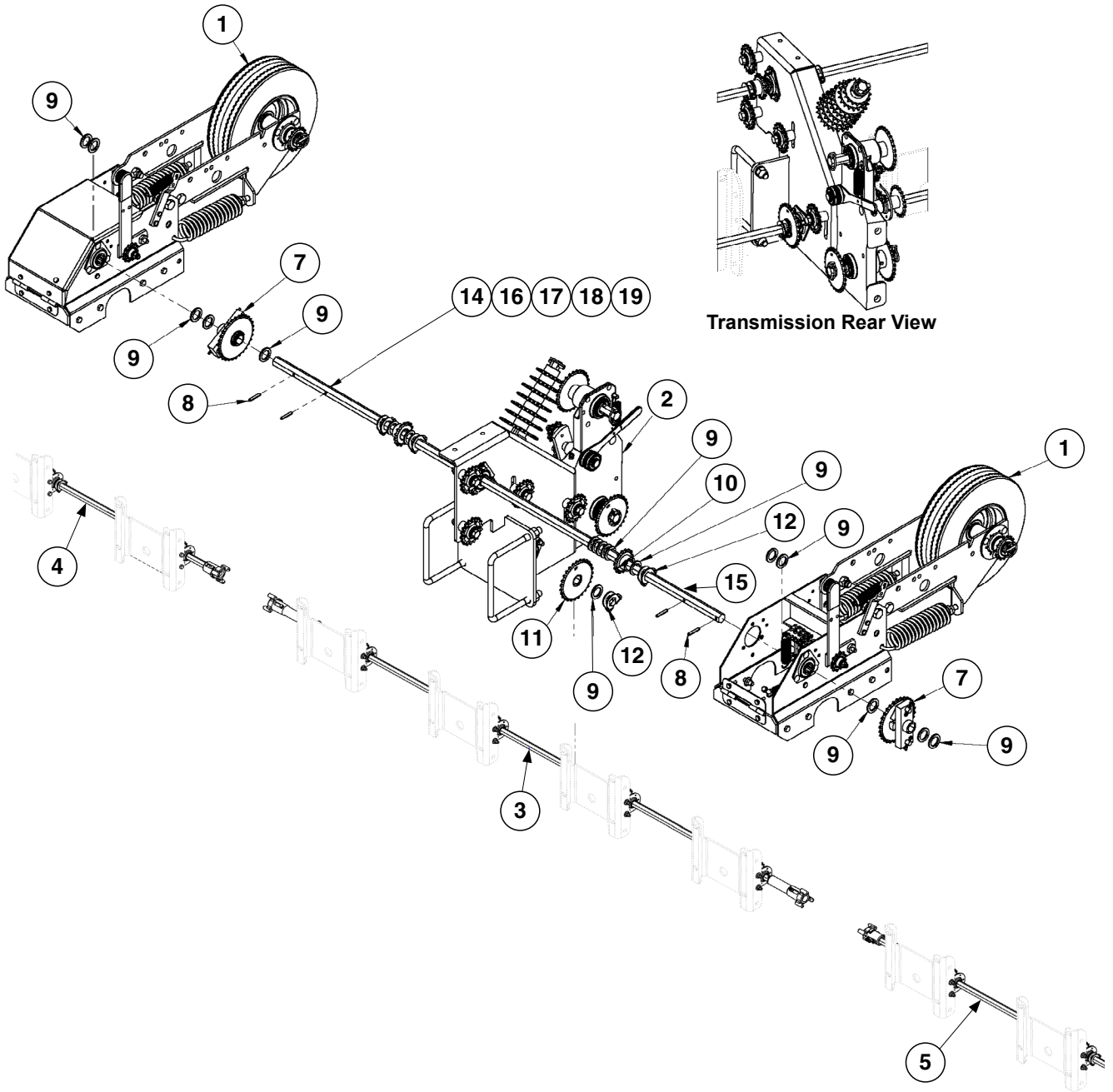


ITEM	PART NO.	QTY. (Per Assy.)	DESCRIPTION
1	GA5791	1	Cover
	G10860	-	Retaining Ring, 3/8"
	G10870	-	Clevis Pin, 3/8" x 1"
2	GD5857	2	Spring
3	GA13790	1	Slip Joint Assembly
	GD5789	1	Hinge W/Pins, Female (Included W/GA13790)
	GD5790	1	Hinge W/Pins, Male (Included W/GA13790)
4	G10064	4	Hex Head Cap Screw, 1/4"-20 x 1"
	G10621	4	Serrated Flange Nut, 1/4"-20
5	GA7235	1	Tool Box Insert
6	G10303	-	Carriage Bolt, 5/16"-18 x 1"
	G11386	-	Washer, 5/16" SAE (As Required)
	G10620	-	Serrated Flange Nut, 5/16"-18
7	GD5827	1	Cover

ITEM	PART NO.	QTY. (Per Assy.)	DESCRIPTION
8	GA5157	1	Idler Arm, L.H.
	GA5158	-	Idler Arm, R.H.
9	G10306	1	Carriage Bolt, 3/8"-16 x 2"
	G11387	-	Flat Washer, 3/8" SAE (As Required)
	G10108	1	Lock Nut, 3/8"-16
10	GD1026	1	Sleeve, 1 3/16" Long
11	GD7426	1	Sprocket, 12 Tooth
12	GD5860	1	Bar
13	G3400-01	-	Flangette
14	G2100-03	-	Bearing, 7/8" Hex Bore, Spherical
15	G10004	8	Hex Head Cap Screw, 3/8"-16 x 1 1/4"
	G11091	8	Serrated Flange Nut, 3/8"-16
16	---	-	---
17	G3310-132	1	Chain, No. 40, 132 Pitch Including Connector Link
	GR0912	-	Connector Link, No. 40
18	G10602	1	Spring Pin, 1/4" x 1 1/2"
19	GA5105	1	Sprocket, 15 Tooth
20	GD6825-10.5	1	Hex Shaft, 7/8" x 10 1/2" (2 Holes)
21	G10233	6	Machine Bushing, 1", 10 Gauge
22	A7370	1	Arm W/Flanged Bearings and Hardware (Non-Stock Item) (Sub G1K253)
	G10303	6	Carriage Bolt, 5/16"-18 x 1" (Included W/A7370)
	G10620	6	Serrated Flange Nut, 5/16"-18 (Included W/A7370)
	GA9846	2	Flanged Bearing, 7/8" Hex Bore (Included W/A7370)
	G10055	2	Hex Head Cap Screw, 5/8"-11 x 1 1/4" (Stop Bolt) (Included W/A7370)
	G10107	2	Lock Nut, 5/8"-11 (Included W/A7370)
23	G10890	2	Hex Head Adjusting Bolt, 1/2"-13 x 4", Grade 2
24	GA5090	1	Tire and Rim Assembly (Specify Brand*)
	GD5753	-	Tire, 4.10" x 6" (Specify Brand*) (Included W/GA5090)
	GD5752	-	Inner Tube (Included W/GA5090)
25	**GA9870	-	Lockup W/Pin (English)
	G10874	-	Detent Pin, 1/2" x 3 1/2" Grip (Included W/GA9870)
26	GD7944	1	Mount
27	G10501	2	Hex Jam Nut, 1/2"-13, Grade 2
28	GB0218	2	Bushing, 2 1/32" I.D. x 7/8" O.D. x 1 9/32" Long
29	GA2068	2	Spring W/Plug
30	G10005	2	Hex Head Cap Screw, 5/8"-11 x 1 3/4"
	G10235	6	Machine Bushing, 7/8", 14 Gauge
	G11391	2	Flat Washer, 5/8" SAE
	G10107	2	Lock Nut, 5/8"-11
31	G10004	1	Hex Head Cap Screw, 3/8"-16 x 1 1/4"
	G10229	1	Lock Washer, 3/8"
	G10370	1-2	Machine Bushing, 3/8", 22 Gauge
	GD5756	1	Special Nut, 3/8"-16
32	GA5118	1	Mount
33	GD2558	1	Lynch Pin, 1/4"
34	G10064	2	Hex Head Cap Screw, 1/4"-20 x 1"
	G11385	2	Flat Washer, 1/4" SAE
	G10227	2	Lock Washer, 1/4"
	G10103	2	Hex Nut, 1/4"-20
A	G1K253	-	Contact Wheel Arm Replacement Kit, (Items 18, 20, 22, 23 and 27)
B	GA7122	-	Contact Wheel Assembly

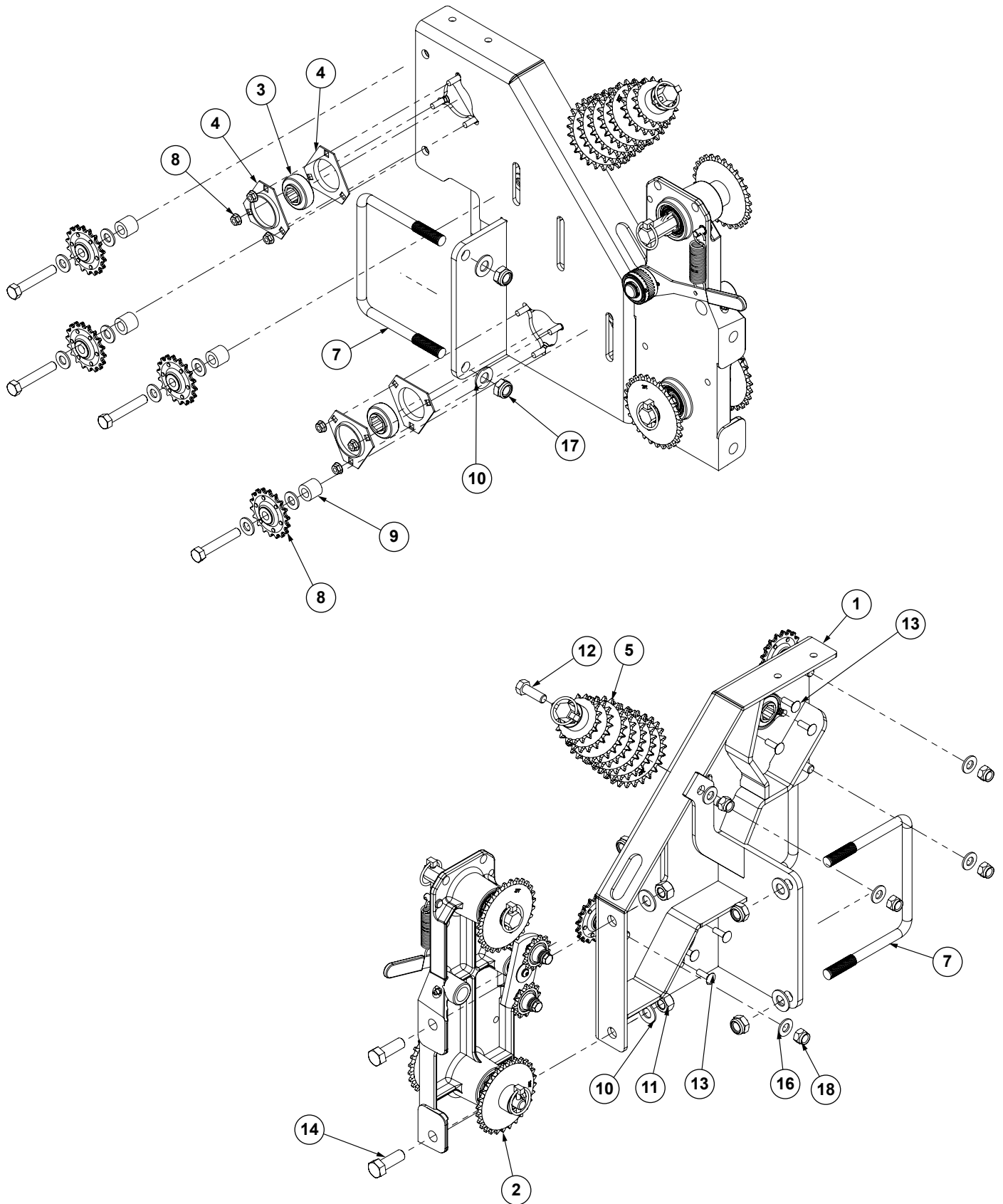
*Specific brand requests will be supplied only as available from current Kinze Repair Parts stock. If a specific brand requested is not in stock, the brand available will be supplied. Different brand tires may have different diameters. Change in tire brand may affect rates. Field checks are recommended after any change in contact tires.

(KE19010-027-00000)



ITEM	PART NO.	QTY.	DESCRIPTION
1	GA7122	2	"Contact Wheel and Arm Assembly" on page P59
2	---	-	"Transmission Mount Assembly" on page P63
3	---	-	"Central Frame Meter Shaft Assembly" on page P68
4	---	-	"R.H. Wing Meter Shaft Assembly" on page P69
5	---	-	"L.H. Wing Meter Shaft Assembly" on page P70
6	---	-	---
7	GA5164	2	Ratchet/Sprocket Assembly
8	G10602	4	Spring Pin, 1/4" x 1 1/2"
9	G10233	15	Machine Bushing, 1-1/2" x 1/32", 10 Gauge (.1345")
10	GA5105	1	Sprocket, 15 Tooth
11	GA5112	1	Sprocket, 27 Tooth
12	GA11331	2	Hex Lock Clamp Assembly
13	---	-	---
14	G101189	1	Hex Shaft, 7/8" W/ 3 Holes
15	G101188	1	Hex Shaft, 7/8" W/ 2 Holes
16	GD10126	1	Coupler, 4"
17	G10880	1	Hex Head Cap Screw, 1/4"-20 x 2 1/4"
18	G11320	1	Lock Nut, 1/4"-20, Grade B
19	G11385	2	Flat Washer, 1/4" SAE

(KE19010-027-01000)



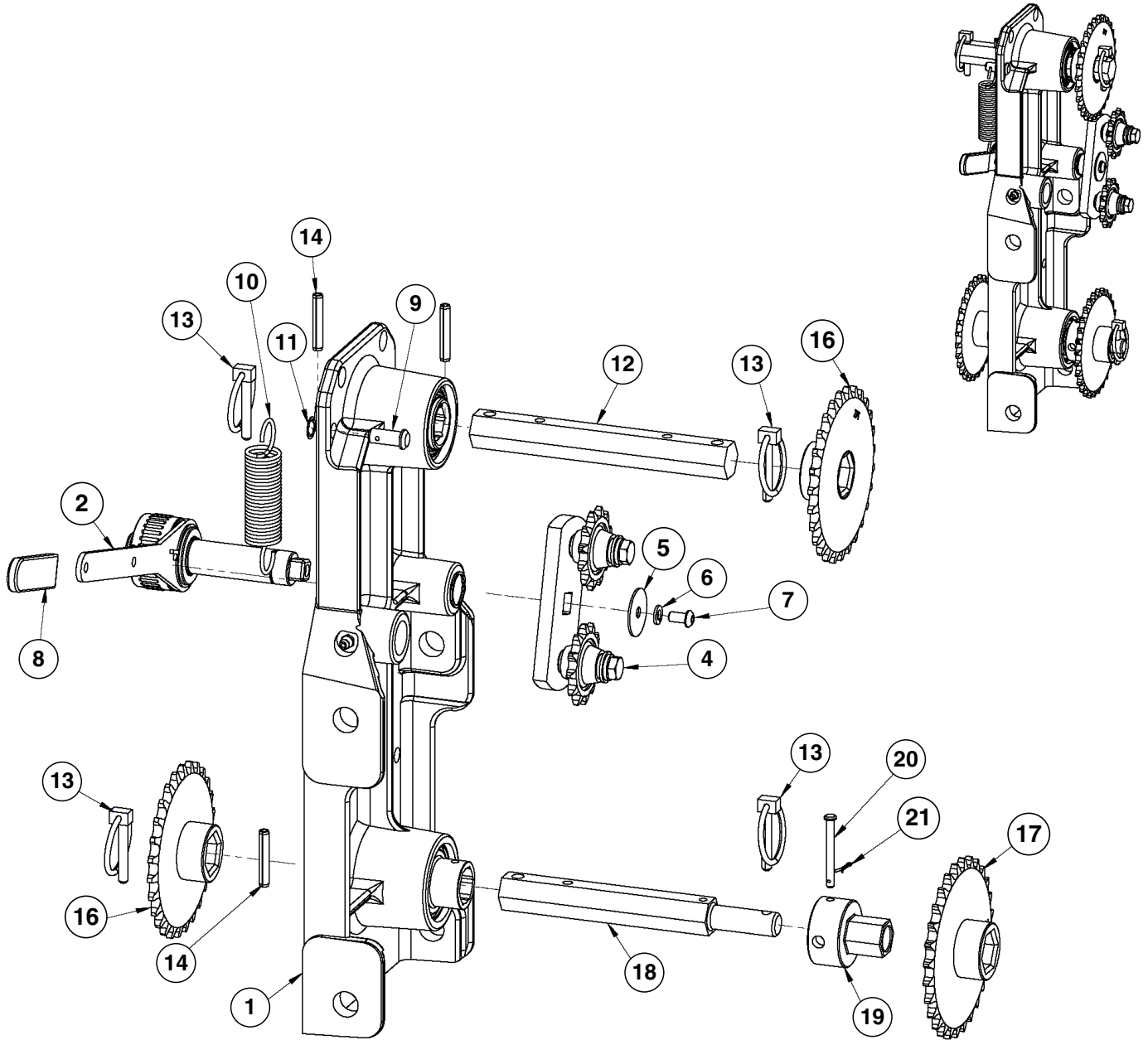
Transmission Mount Assembly

M0317-02

Model 3035

ITEM	PART NO.	QTY. (Per Assy.)	DESCRIPTION
1	G19010-027-01010	1	Transmission Mount
2	---	-	"Transmission Assembly" on page P65
3	G2100-03	2	Bearing, 7/8" Hex Bore, Spherical
4	G3400-01	4	Flanette
5	GA6041	1	Sprocket Tree Assembly
6	G10620	6	Serrated Flange Nut, 5/16"-18
7	G19010-018-00001	2	U-Bolt, M16-2.0
8	GA7154	4	Sprocket W/Bearing, 18 Tooth
9	GD4887-14	4	Sleeve, 1" O.D. x 9/16" I.D. x 7/8"
10	G11391	6	Flat Washer, 5/8"
11	G10104	2	Hex Nut, 5/8"-11
12	G10017	1	Hex Head Cap Screw, 1/2"-13 x 1 1/2"
13	G10303	6	Carriage Bolt, 5/16"-18 x 1"
14	G10005	2	Hex Head Cap Screw, 5/8"-11 x 1 3/4"
15	G10038	4	Hex Head Cap Screw, 1/2"-13 x 3"
16	G11389	13	Flat Washer, 1/2" Plated SAE
17	G12016	4	Hex Lock-Nut, M16-2.0
18	G10111	5	Lock Nut, 1/2"-13

(KE19010-027-02000)



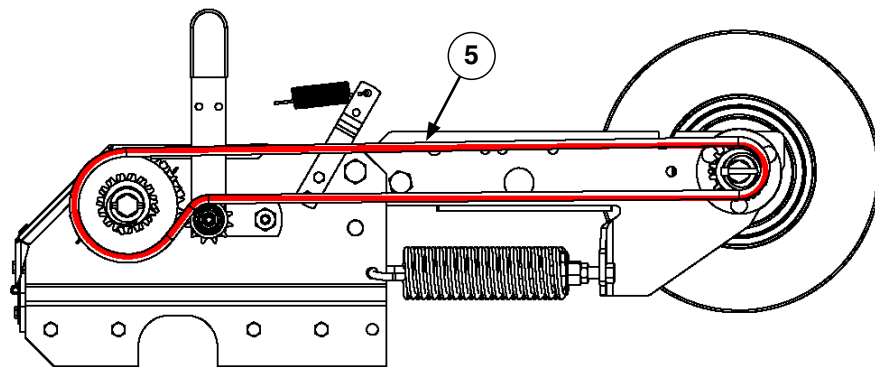
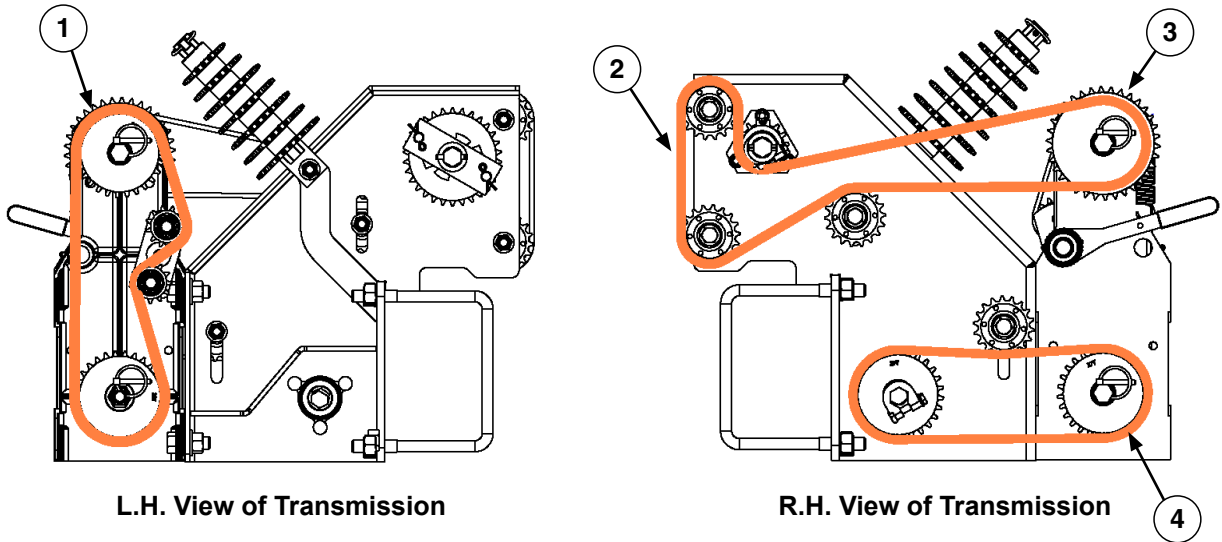
Transmission Assembly

M0317-02

Model 3035

ITEM	PART NO.	QTY. (Per Assy.)	DESCRIPTION
1	GA5629	1	Transmission Plate Assembly
2	GA10030	1	Wrap Spring Wrench Assembly
3	G11075	1	Retaining Ring, 7/8"
4	GA7336	1	Double Idler Assembly
5	G11453	1	Fender Washer, 1/4" x 1"
6	G10227	1	Lock Washer, 1/4"
7	G11100	1	Hex Socket Button Head Cap Screw, 1/4"-20 x 1/2"
8	G11078	1	Vinyl Cap
9	G10870	1	Clevis Pin, 3/8" x 1"
10	GD5857	1	Spring
11	G10860	1	Retaining Ring, 3/8"
12	GD5835	1	Shaft, 7/8" x 7"
13	GD2558	4	Lynch Pin, 1/4"
14	G10602	3	Spring Pin, 1/4" x
15	G10233	2	Machine Bushing, 1-1/2" x 1/32", 10 Gauge (.1345")
16	GA5112	2	Sprocket, 27 Tooth
17	GA5113	1	Sprocket, 28 Tooth
18	GD37060	1	Hex Shaft, 7/8" with 6x Holes
19	GD7127	1	Shear Coupler
20	G10821	1	Clevis Pin, 3/16" x 2"
21	G10455	1	Cotter Pin, 1/16" x 1/2"

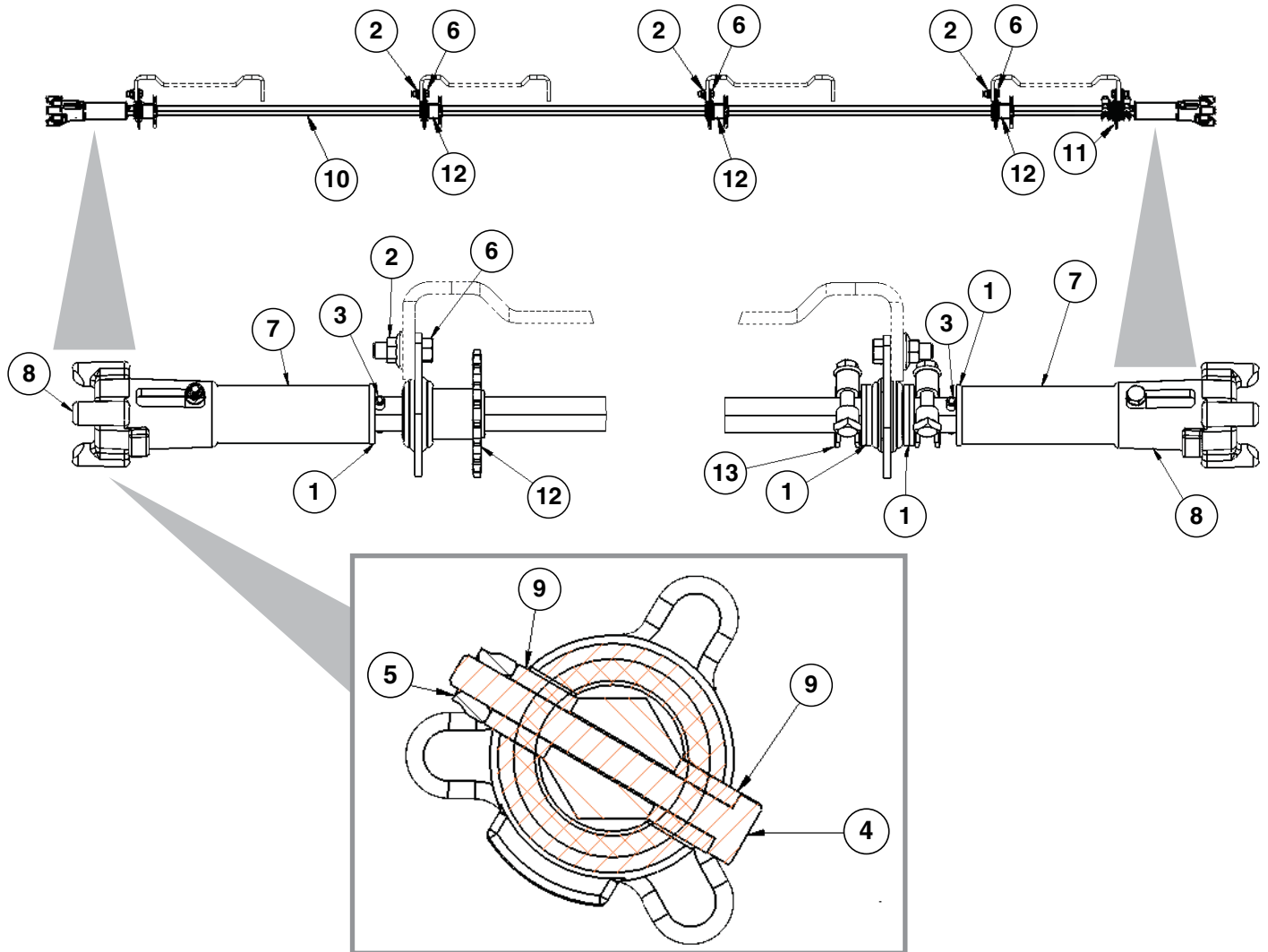
(KE19010-000-01000)



Contact Drive Chain

ITEM	PART NO.	QTY.	DESCRIPTION
1	G3310-80	1	Chain, No. 40, 80 Pitch Including Connector Link
2	G3310-126	1	Chain, No. 40, 126 Pitch Including Connector Link (Vacuum)
	G3310-122	1	Chain, No. 40, 122 Pitch Including Connector Link (Mechanical)
	GR0911	1	Offset Link, No. 40
3	GA5202	1	Sprocket, 34 Tooth (Vacuum)
	GA5106	1	Sprocket, 17 Tooth (Mechanical)
4	G3310-70	1	Chain, No. 40, 70 Pitch Including Connector Link
5	G3310-132	1	Chain, No. 40, 132 Pitch Including Connector Link
A	G6825X	-	Half Rate Drive Kit (Includes Chain, Sprocket W/Lynch Pin, and Instruction Sheet) (Mechanical Only)

(KE19010-027-04000)



Coupler Cross-Section

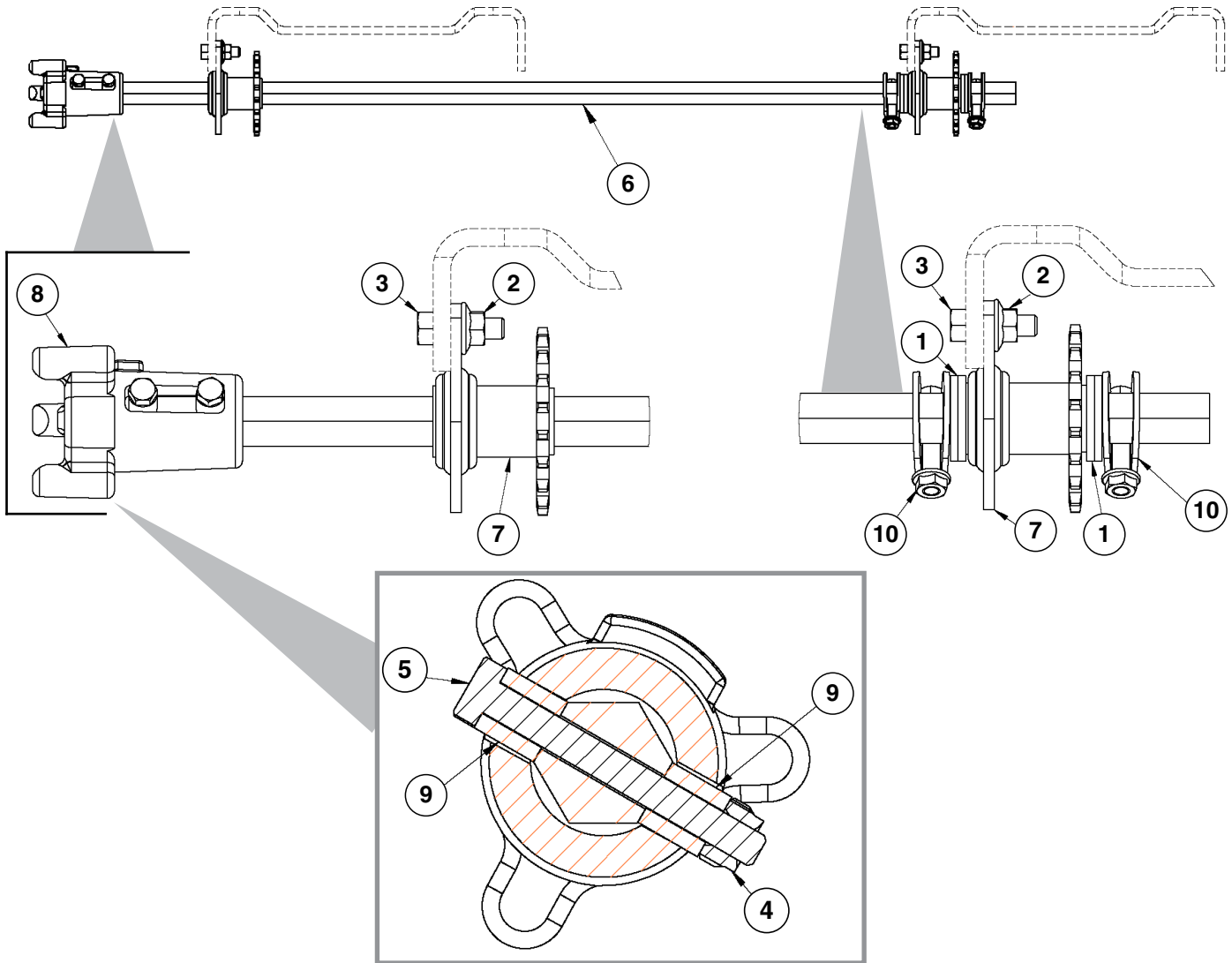
ITEM	PART NO.	QTY. (Per Assy.)	DESCRIPTION
1	G10233	4	Machine Bushing, 1 1/2" x 1/32", 10 Gauge (.1345")
2	G11091	10	Serrated Flange Nut, 3/8"-16
3	G10602	2	Spring Pin, 1/4" x 1 1/2"
4	G10880	2	Hex Head Cap Screw, 1/4"-20 x 2 1/4"
5	G10110	2	Lock Nut, 1/4"-20
6	G10004	10	Hex Head Cap Screw, 3/8"-16 x 1-1/4"
7	GD2962	2	Spring
8	GB0283	2	Drive Line Coupler
9	GD11395	4	Bushing, 1/2"
10	GD37056	1	Hex Shaft, 7/8"
11	GA2180	1	Hanger Bearing, 7/8" Hex Bore
12	GA1720	4	Bearing/Sprocket, 7/8" Hex Bore, 19 Tooth
13	GA11331	2	Hex Lock Clamp Assembly

R.H. Wing Meter Shaft Assembly

Model 3035

M0317-02

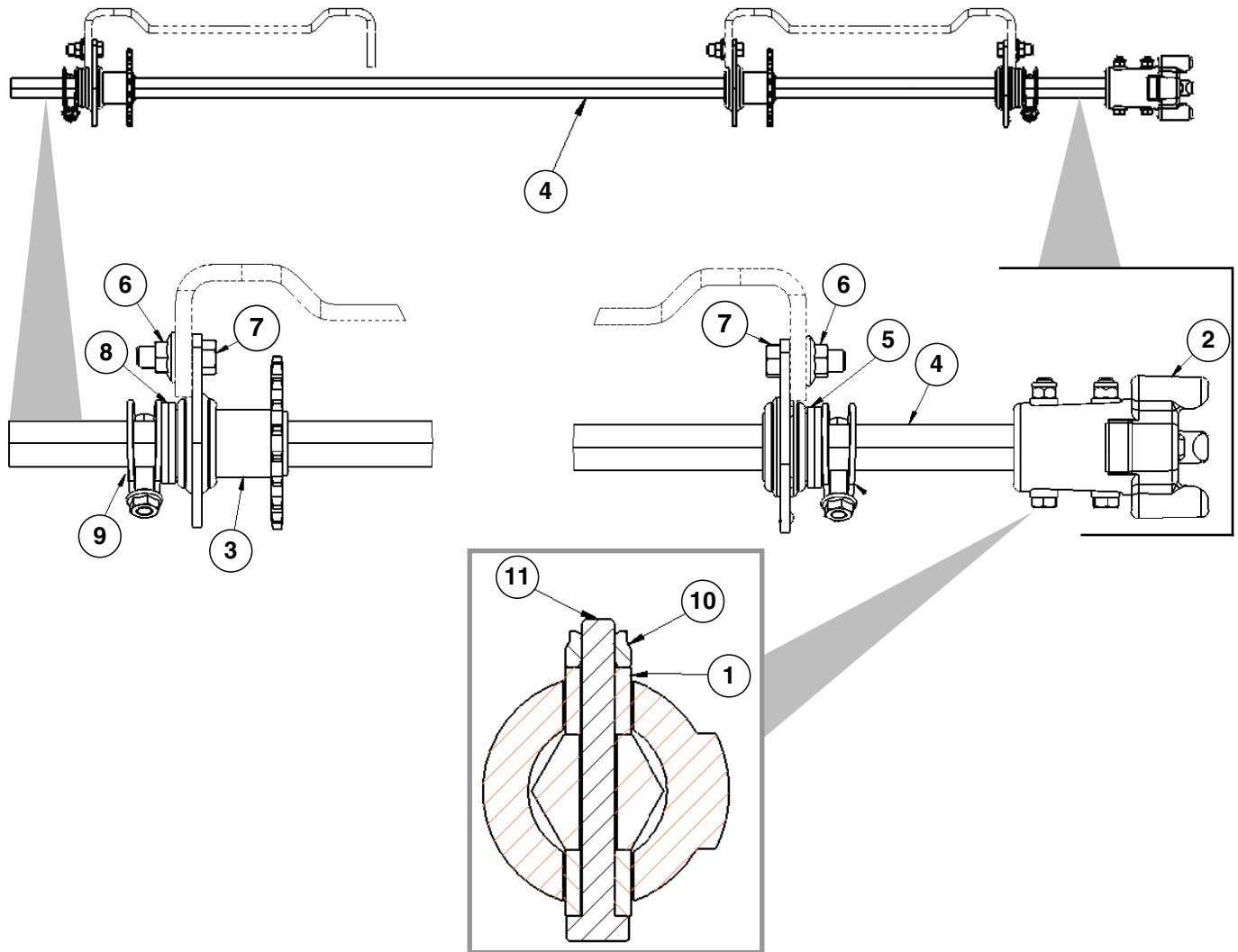
(KE19010-027-05000)



Coupler Cross-Section

ITEM	PART NO.	QTY. (Per Assy.)	DESCRIPTION
1	G10233	4	Machine Bushing, 1 1/2" x 1/32", 10 Gauge (.1345")
2	G11091	4	Serrated Flange Nut, 3/8"-16
3	G10004	4	Hex Head Cap Screw, 3/8"-16 x 1-1/4"
4	G10110	2	Lock Nut, 1/4"-20
5	G10880	2	Hex Head Cap Screw, 1/4"-20 x 2 1/4"
6	GD37059	1	Hex Shaft, 7/8" with 2x Holes
7	GA1720	2	Bearing/Sprocket, 7/8" Hex Bore, 19 Tooth
8	GB0283	1	Drive Line Coupler
9	GD11395	4	Bushing, 1/2"
10	GA11331	2	Hex Lock Clamp Assembly

(KE19010-027-06000)



Coupler Cross-Section

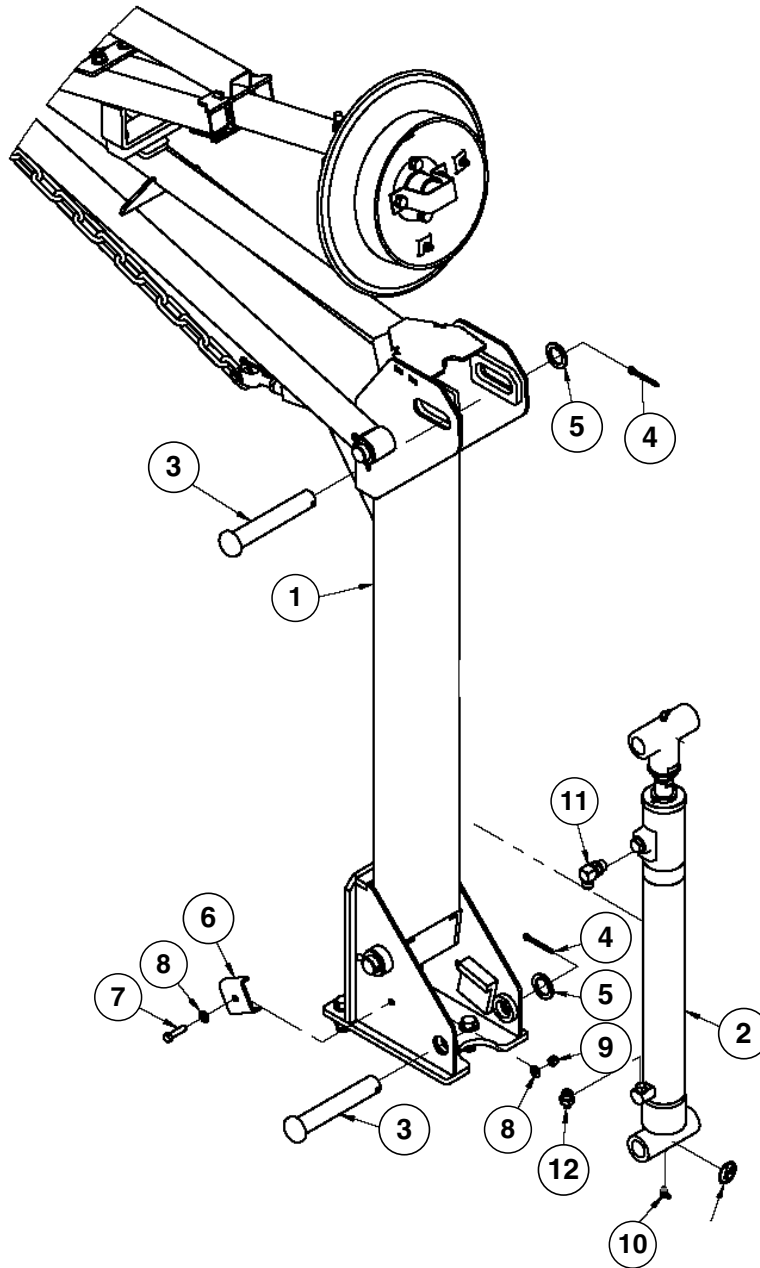
ITEM	PART NO.	QTY. (Per Assy.)	DESCRIPTION
1	GD11395	4	Bushing, 1/2"
2	GB0283	1	Drive Line Coupler
3	GA1720	2	Bearing/Sprocket, 7/8" Hex Bore, 19 Tooth
4	GD37057	1	Hex Shaft, 7/8" with 2x Holes
5	GA2180	1	Hanger Bearing, 7/8" Hex Bore
6	G11091	6	Serrated Flange Nut, 3/8"-16
7	G10004	6	Hex Head Cap Screw, 3/8"-16 x 1-1/4"
8	G10233	4	Machine Bushing, 1 1/2" x 1/32", 10 Gauge (.1345")
9	GA11331	2	Hex Lock Clamp Assembly
10	G10110	2	Lock Nut, 1/4"-20
11	G10880	2	Hex Head Cap Screw, 1/4"-20 x 2 1/4"

Row Marker Cylinder Mounting

Model 3035

M0317-02

(KE19010-009-00002)



ITEM	PART NO.	QTY. (Per Assy.)	DESCRIPTION
1	---	-	"Row Marker Assembly" on page P73
2	GA10123	1	"Row Marker Cylinder" on page P123
3	GD15386	2	Pin, 1 1/4" x 7 5/8"
4	G10460	2	Cotter Pin, 1/4" x 2"
5	G10159	2	Washer, 1 7/8", 10 Gauge (.1345")
6	GD5875	1	Hose Clamp, 9/16" x 2 1/2" x 2"
7	G10003	1	Hex Head Cap Screw, 3/8"-16 x 1 1/2"
8	G11387	2	Flat Washer, 3/8" SAE
9	G10108	1	Lock Nut, 3/8"-16
10	G10779	1	Grease Fitting, 90°, 1/4"-28
11	G6801-08	1	Elbow W/O-Ring, 90°, 3/4"-16 x 3/4"-16
12	G6400-08-04	1	Connector W/O-Ring, 3/4"-16 Male JIC To 7/16"-20 O-Ring

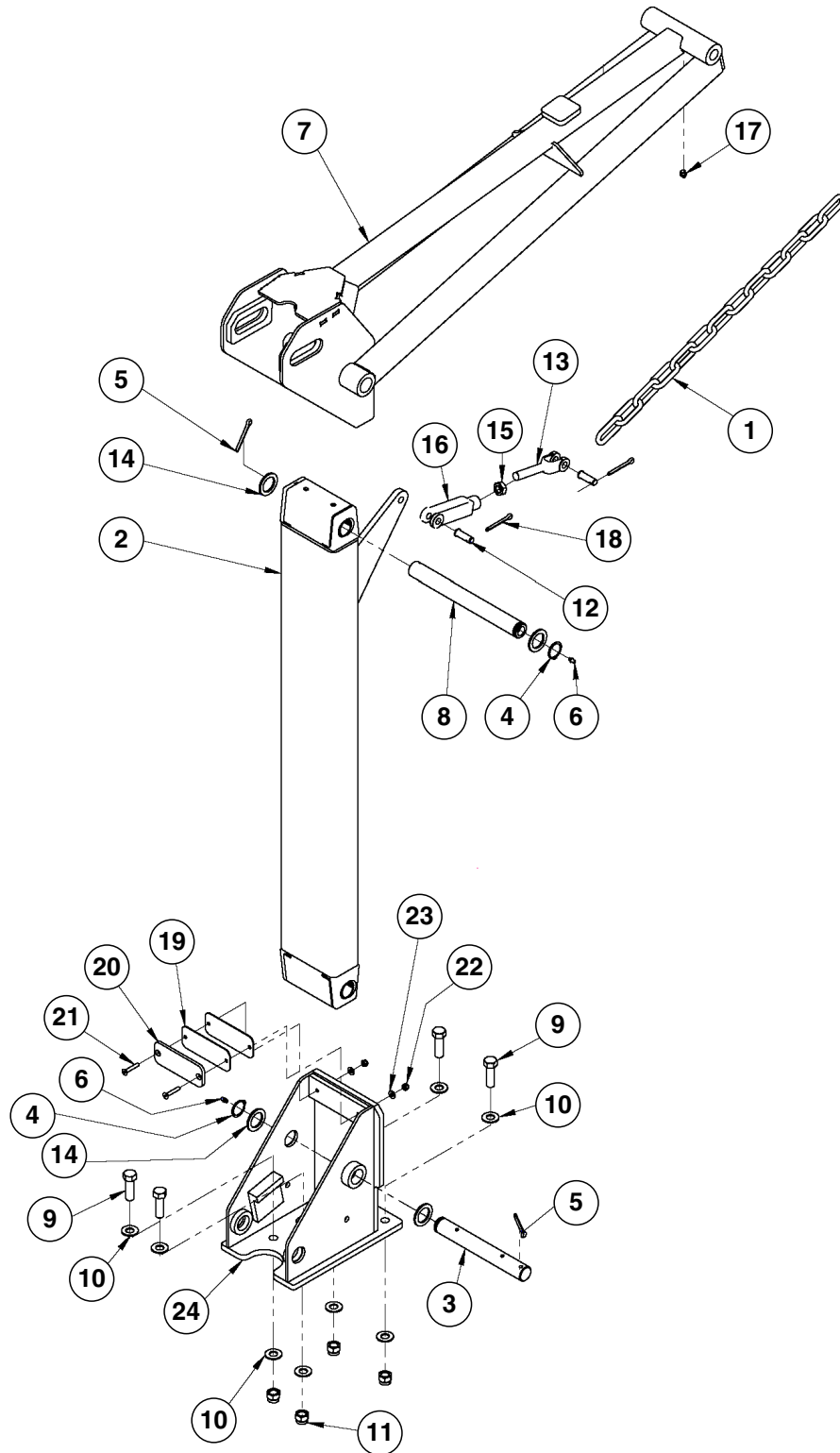
This page left blank intentionally.

Row Marker Assembly

Model 3035

M0317-02

(KE19010-009-00003)



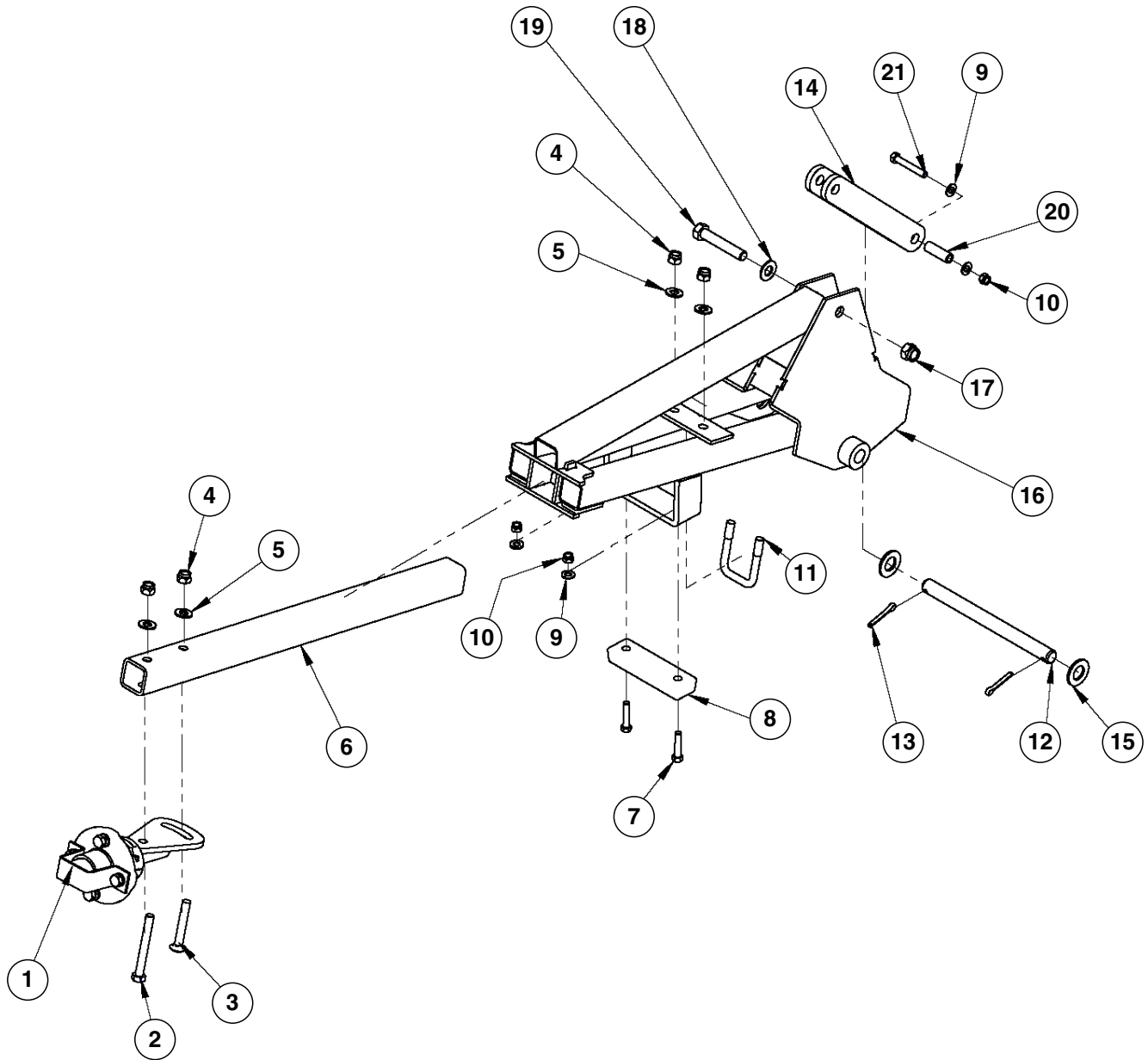
Row Marker Assembly

M0317-02

Model 3035

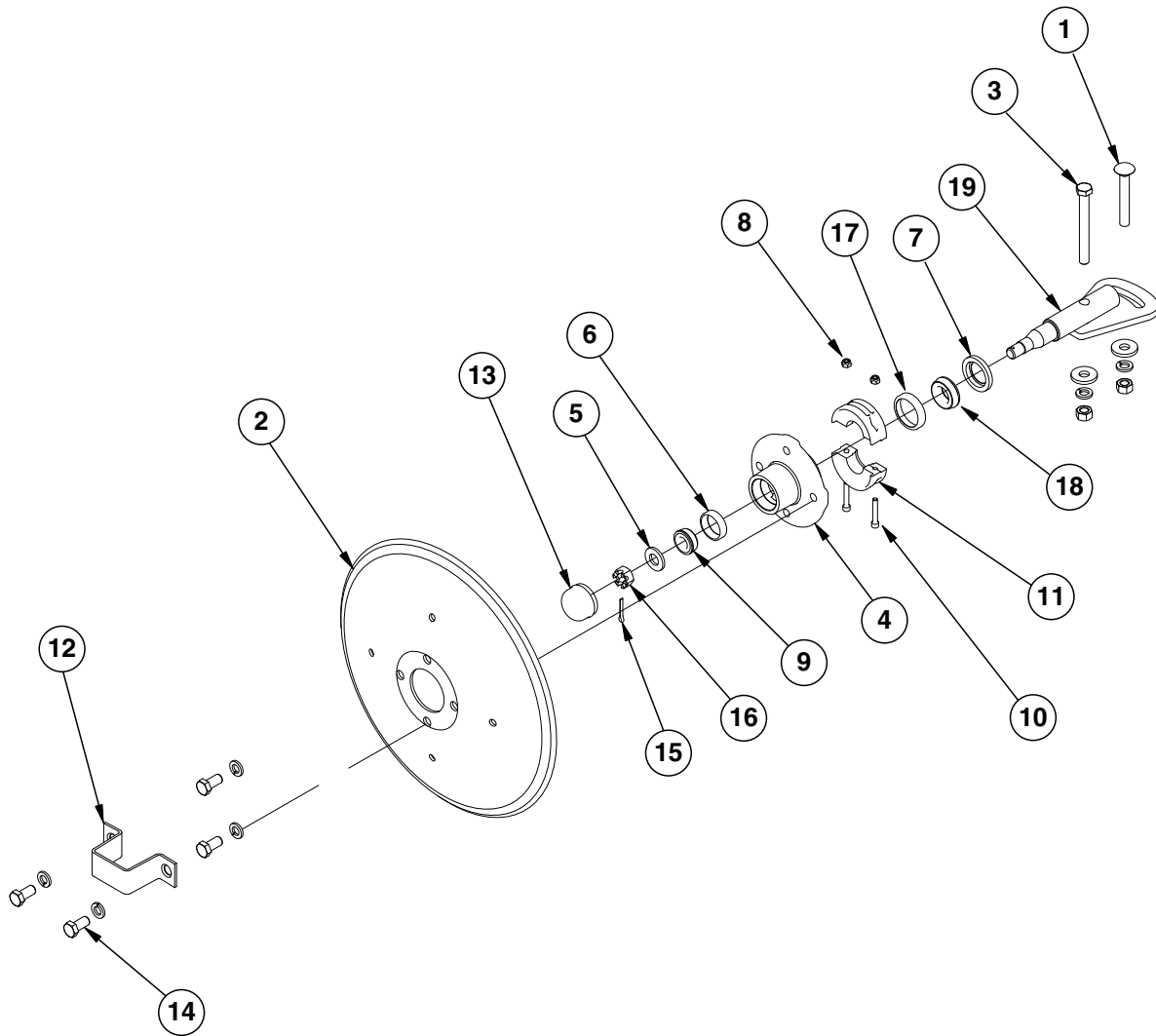
ITEM	PART NO.	QTY. (Per Assy.)	DESCRIPTION
1	G10259901	1	Marker Chain
2	GA11592	1	1st Stage Marker, 3" x 6" x 44"
3	GD21143	1	Marker Pin, 1¼" x 9½"
4	G11400	2	Retaining Ring, 1¼"
5	G10460	2	Cotter Pin, ¼" x 2"
6	G10640	2	Grease Fitting, 1/4"-28
7	G19010-009-01000	1	2nd Stage Marker
8	GD21142	1	Marker Pin, 1¼" x 13/16"
9	G10008	4	Hex Head Cap Screw, ⅝"-11 x 2"
10	G11391	9	Flat Washer, 5/8" SAE
11	G10107	4	Lock Nut, 5/8"-11
12	G10560	2	Clevis Pin, ½" x 1 ¾"
13	GD11115	1	Plain Yoke
14	G10159	4	Washer, 1", 10 Gauge (.1345")
15	G10503	1	Hex Jam Nut, 5/8"-11
16	GD8218	1	Yoke End
17	G10641	1	Grease Fitting, 1/8" NPT
18	G10451	2	Cotter Pin, 1/8" x 1"
19	GD26954	2	Shim Stop
20	GD26955	1	Shim Stop
21	G11570	2	Hex Flat Head Cap Screw, 1/4"-20 x 1-1/2"
22	G10110	2	Lock Nut, 1/4"-20, Grade B
23	G11385	2	Flat Washer, ¼" SAE
24	G19010-009-07000	1	Marker Base

(KE19010-009-00003)



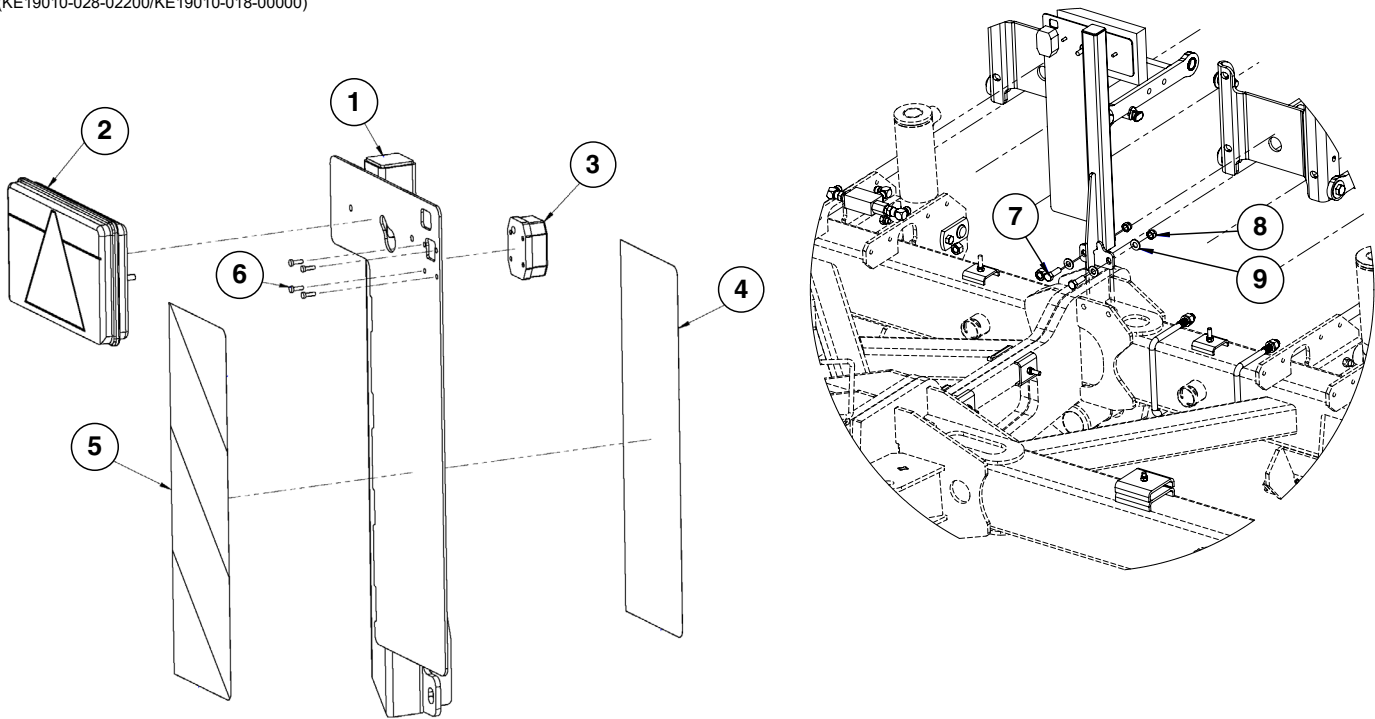
ITEM	PART NO.	QTY. (Per Assy.)	DESCRIPTION
1	GA13719	1	"Row Marker Spindle/Hub/Blade" on page P77
2	G10045	1	Hex Head Cap Screw, 1/2"-13 x 4 1/2"
3	G10844	1	Carriage Bolt, 1/2"-13 x 3 1/2"
4	G10111	4	Lock Nut, 1/2"-13
5	G11389	4	Flat Washer, 1/2" Plated SAE
6	G19010-009-05001	1	Marker Slide Tube
7	G10047	2	Hex Head Cap Screw, 3/8"-16 x 1 3/4"
8	GA9145	1	Molded Stop, 6 1/4" Long
9	G11387	4	Hex Head Cap Screw, 5/8"-11 x 2"
10	G10108	3	Lock Nut, 3/8"-16
11	GD2721	1	U-Bolt, 2" x 2" x 1/2"-13
12	GD2697	1	Pin, 1/2" x 3-1/4"
13	G10463	2	Cotter Pin, 1/4" x 1 1/2"
14	GA8072	1	Marker Link
15	G11393	2	Flat Washer, 7/8"
16	G19010-009-04000	1	3rd Stage Marker
17	G10107	1	Lock Nut, 5/8"-11
	G11391	1	Flat Washer, 5/8" SAE
18	G11391	9	Flat Washer, 5/8" SAE
19	G10013	1	Hex Head Cap Screw, 5/8"-11 x 3 1/2"
20	GD2971-11	1	Sleeve, 1 7/8" Long
21	G10049	1	Hex Head Cap Screw, 3/8"-16 x 2 1/2"

IP1035aa



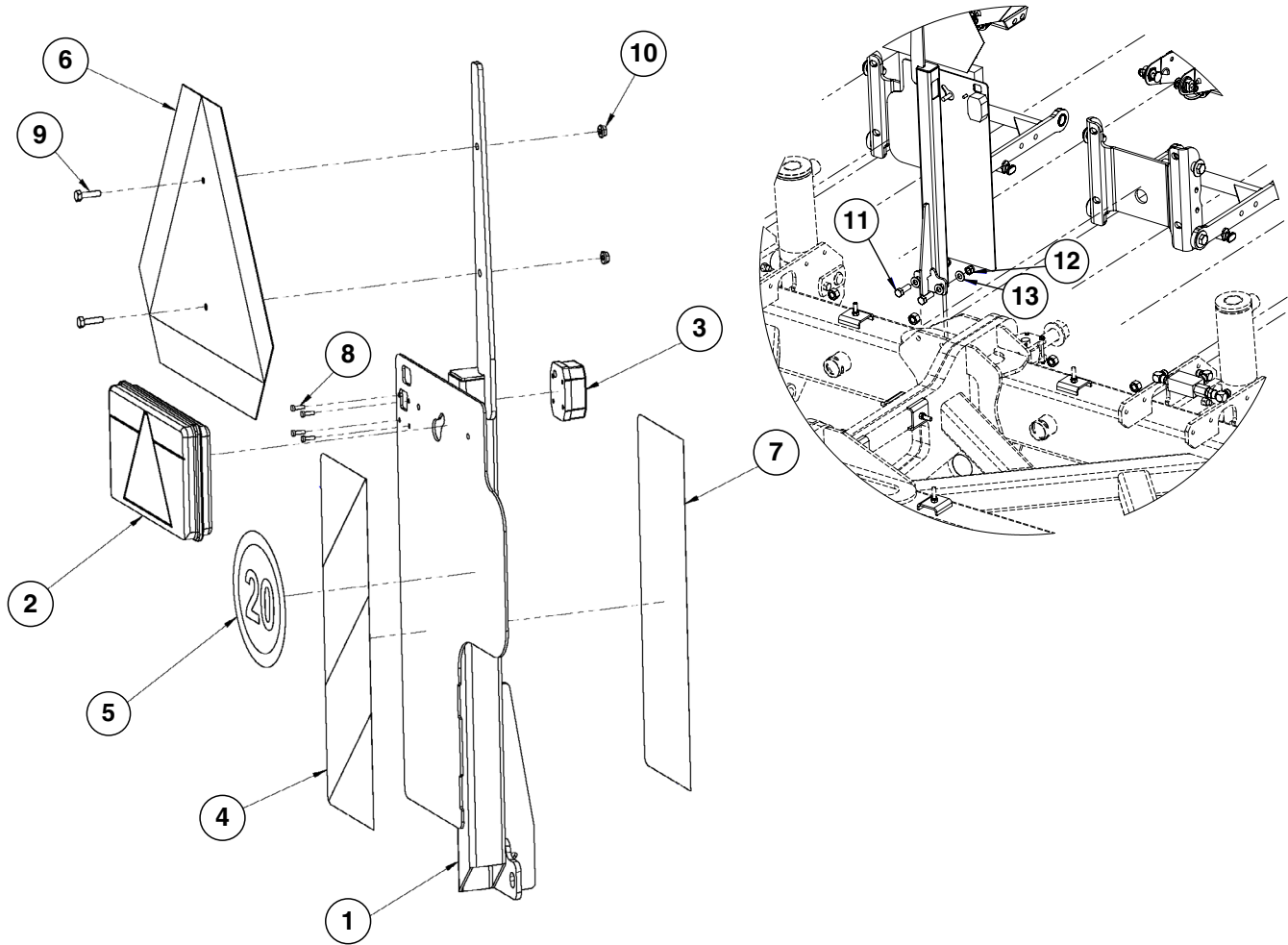
ITEM	PART NO.	QTY. (Per Assy.)	DESCRIPTION
1	G10844	1	Carriage Bolt, 1/2"-13 x 3 1/2"
	G10168	2	Machine Bushing, 1/2", 7 Gauge
	G10228	2	Lock Washer, 1/2"
	G10102	2	Hex Nut, 1/2"-13
2	GD0746	1	Disc Blade, Solid, 16" (Shown)
	GD10283	-	Disc Blade, Notched, 16" (Optional)
3	G10045	1	Hex Head Cap Screw, 1/2"-13 x 4 1/2"
	G10168	2	Machine Bushing, 1/2", 7 Gauge
	G10228	2	Lock Washer, 1/2"
	G10102	2	Hex Nut, 1/2"-13
4	GA26876	1	Hub W/Cups, 4 Bolt (Includes items 6 and 17)
5	G11391	1	Flat Washer, 5/8" SAE
6	GR0151	1	Outer Cup
7	GD21540	1	Grease Seal
8	G10110	2	Lock Nut, 1/4"-20, Grade B
9	GA0257	1	Bearing
10	G11418	2	Hex Socket Head Cap Screw, 1/4" x 1 1/2"
11	GB0554	2	Hub Shield
12	GD2597	1	Retainer
13	GD0840	1	Dust Cap
14	G10722	4	Hex Head Cap Screw, 1/2"-20 x 1"
	G10228	4	Lock Washer, 1/2"
15	G10544	1	Cotter Pin, 5/32" x 1"
16	G10725	1	Slotted Hex Nut, 5/8"-18
17	GR0150	1	Inner Cup
18	GA0245	1	Bearing
19	GA15151	1	Spindle
A	GA13719	-	Marker Hub Assembly, (Items 4-7, 9, and 12-19)

(KE19010-028-02200/KE19010-018-00000)



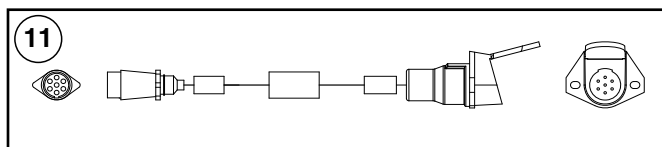
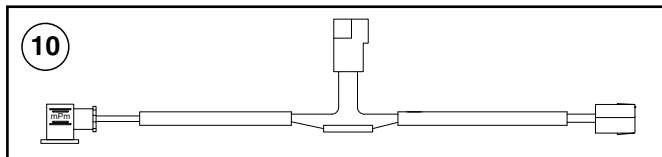
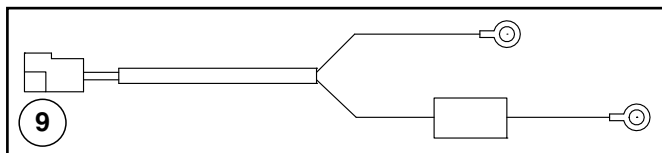
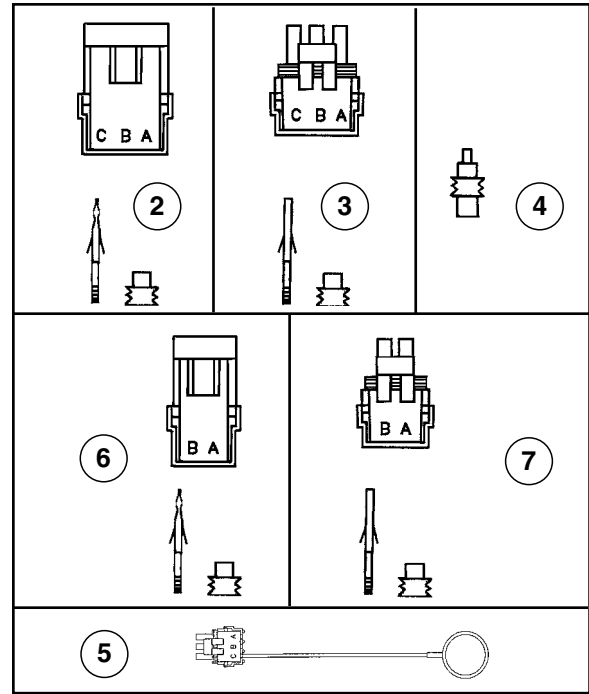
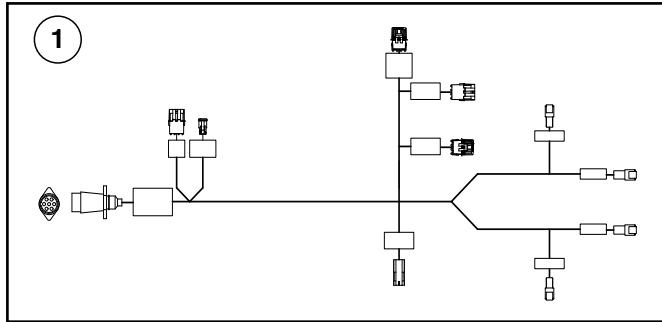
ITEM	PART NO.	QTY.	DESCRIPTION
1	G19010-028-02100	1	Light Bracket, R.H.
2	GA25774	1	Light Assembly (RH)
3	GA25776	1	Tail Light Assembly
4	G19010-028-00005	1	Reflective Decal
5	G19010-028-00010	1	Reflective Decal
6	G11556	4	Phillips Pan Head Tapping Screw, 6-19 x 1/2"
7	G10017	2	Hex Head Cap Screw, 1/2"-13 x 1 1/2"
8	G10111	2	Lock Nut, 1/2"-13
9	G11389	4	Flat Washer, 1/2" Plated SAE

(KE19010-028-02400/KE19010-018-00000)



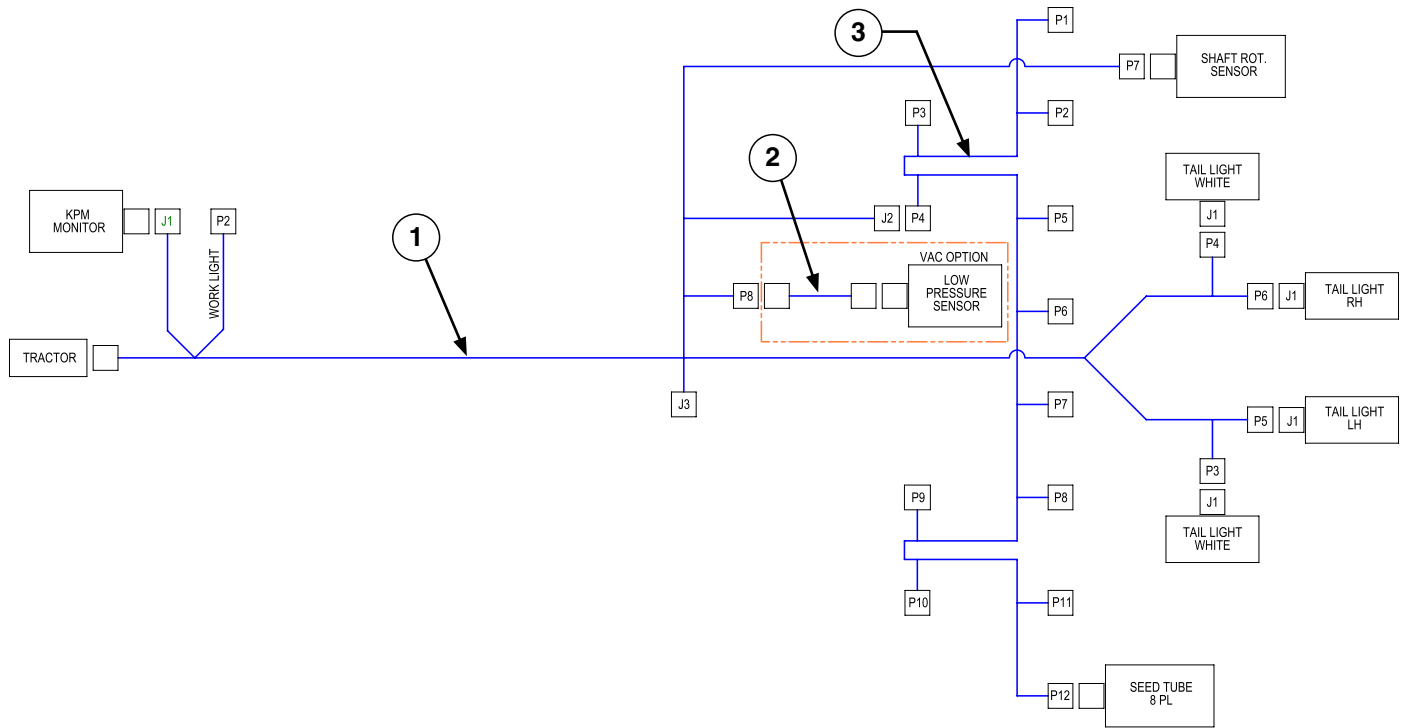
ITEM	PART NO.	QTY.	DESCRIPTION
1	G19010-028-02300	1	Light Bracket, L.H.
2	GA25775	1	Light Assembly (LH)
3	GA25776	1	Tail Light Assembly
4	G19010-028-00005	1	Reflective Decal
5	G7100-578	1	Reflective Decal
6	GD2199	1	SMV Emblem
7	G19010-028-00010	1	Reflective Decal
8	G11556	4	Phillips Pan Head Tapping Screw, 6-19 x 1/2"
9	G10064	2	Hex Head Cap Screw, 1/4"-20 x 1"
10	G10621	2	Serrated Flange Nut, 1/4"-20
11	G10017	2	Hex Head Cap Screw, 1/2"-13 x 1 1/2"
12	G10111	2	Lock Nut, 1/2"-13
13	G11389	4	Flat Washer, 1/2" Plated SAE

(PFA052/PFA055(ELC9/A9206a/MTR27a/ELC8/PT49f))



ITEM	PART NO.	QTY.	DESCRIPTION
1	G19010-024-01000	-	Light Harness Assembly
2	G1K248	-	3-Pin Female Connector Kit (Black), Includes: (3) 3-Pin Female Housings, (9) Pin Contacts, (9) Seals
3	G1K252	-	3-Pin Male Connector Kit (Black), Includes: (3) 3-Pin Male Housings, (9) Socket Contacts, (9) Seals
4	GD11089	-	Sealing Plug
5	GA8047	-	Dust Plug (Black)
6	G1K321	-	2-Pin Female Connector Kit (Black), Includes: (3) 2-Pin Female Housings, (6) Pin Contacts, (6) Seals
7	G1K320	-	2-Pin Male Connector Kit (Black), Includes: (3) 2-Pin Male Housings, (6) Socket Contacts, (6) Seals
8	GA26751	-	EU Harness Power Adapter
9	GA23991	-	PTO Cooler Harness
10	GA23992	-	PTO Cooler Harness
11	A25321	-	7 Pin Tractor Power Adapter

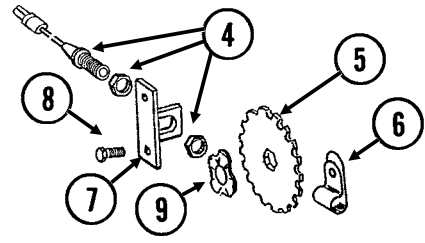
(KE19010-020-10000)



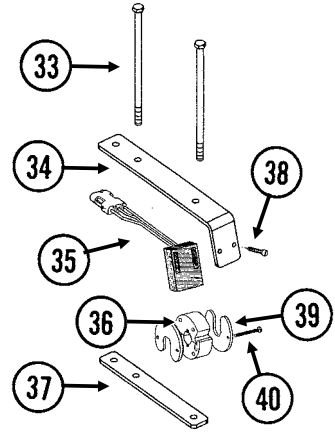
ITEM	PART NO.	QTY.	DESCRIPTION
1	G19010-024-01000	-	Light Harness
2	GA7850	-	Planter Harness
3	GA12812	-	Hall Effect Adapter

(MTR46dd)

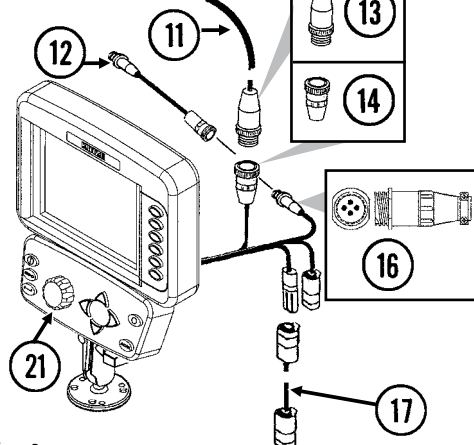
Magnetic Distance Sensor (MDS)



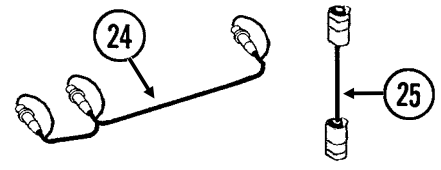

Shaft Rotation Sensor



Power Lead Adapter



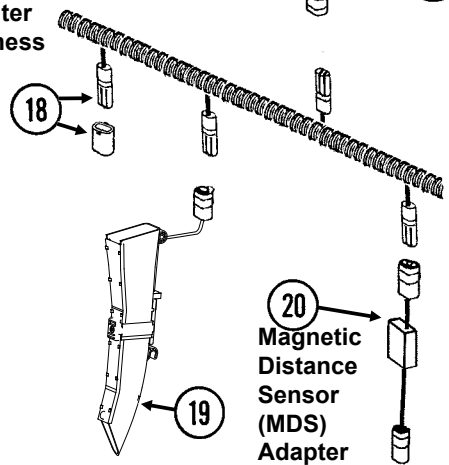
23



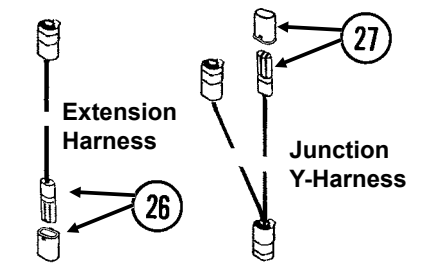
Radar Y-Cable

Adapter Harness

Planter Harness

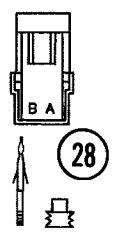


Magnetic Distance Sensor (MDS) Adapter

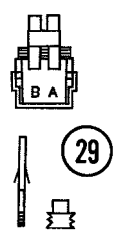


Extension Harness

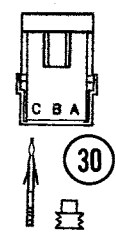
Junction Y-Harness



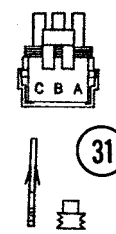
28



29




30




31

32



15



22

ITEM	PART NO.	QTY.	DESCRIPTION
1	---	-	---
2	---	-	---
3	---	-	---
4	GA5600	1	Magnetic Distance Sensor
5	GD8751	-	Magnetic Distance Sensor Pulse Wheel
6	GD13348	-	Insulated Clamp, 1 ¹ / ₁₆ "
7	GD8770	1	Bracket
8	G10001	2	Hex Head Cap Screw, 3/8"-16 x 1"
	G10229	2	Lock Washer, 3/8"
	G10101	2	Hex Nut, 3/8"-16
9	GD8771	1	Spring Wave Washer
10	---	-	---
11	GA7856	1	Power Lead Adapter
12	GA9144	-	Monitor/Radar Adapter Cable, 10"
13	G1K267	-	Power Lead Adapter Connector Kit, Includes: (1) Cable Clamp, (1) 3-Pin Connector, (3) Male Terminal Pins
14	G1K268	-	Console Cable Connector Kit, Includes: (1) Cable Clamp, (1) 3-Pin Connector, (1) Lock Ring, (3) Female Terminal Pins
15	GA8046	-	Dust Plug (Black)
	GA9978	-	Dust Plug (Blue)
16	G1K322	-	4-Pin Connector Kit W/Male Housing, (4) Female Socket Contacts and (1) Cable Clamp
17	---	-	Included In Planter Wiring Harness, See Item 2, on page P82
18	GA7850	-	Planter Harness W/Dust Caps, 8 Row (12 Connectors)
	GB1090	-	Dust Cap (Included W/GA8021, GA8022, and GA7850)
19	G10745401	-	Seed Tube W/Computerized Sensor
	GA20902	-	Seed Tube (With Holes For Sensor Installation) (Included W/GA21515)
20	GA7859	1	Magnetic Distance Sensor Adapter (Analog To Digital)
21	G8647x	1	KPM III Backlit Console W/Brush (Item 23), Dust Plug (Item 15), Console Mounting Bracket Hardware and Power Harness
	GA12403	-	Mounting Bracket Assembly, Includes: (2) Mounting Brackets, (2) Connector Halves, (1) Compression Spring, (1) Tension Knob, (1) 1/4"-20 x 1 3/4" Hex Head Cap Screw, (1) 1/4" Plastic Washer, (1) 1/4" Steel Washer
	GR1762	-	Console Mounting Bracket Hardware Package, Includes: (3) No. 10-32 x 5/8" Hex Socket Pan Head Plated Screw, (3) 1/4" Plated Lock Washers (Included W/G8647X)
	GA16082	-	Power Harness (Included W/G8647X)
22	GA8047	-	Dust Plug (Black)
	GA9979	-	Dust Plug (Blue)
23	G10475701	-	Professional Microfiber Duster, 19" (for cleaning Seed Tube sensors)
24	GR0586	1	Radar Y-Cable (Used To Connect Radar Distance Sensor For Multiple
25	GA7857	-	Adapter Harness, 1'
26	GA7854	-	Extension Harness W/Dust Cap, 15'
	GA7855	-	Extension Harness W/Dust Cap, 30'
	GB1090	-	Dust Cap (Included W/GA7854 and GA7855)
27	GA7853	-	Junction Y-Harness W/Dust Cap
	GB1090	-	Dust Cap (Included W/GA7853)
28	G1K321	-	2-Pin Female Connector Kit (Black), Includes: (3) 2-Pin Female Housings, (6) Pin Contacts, (6) Seals
29	G1K320	-	2-Pin Male Connector Kit (Black), Includes: (3) 2-Pin Male Housings, (6) Socket Contacts, (6) Seals

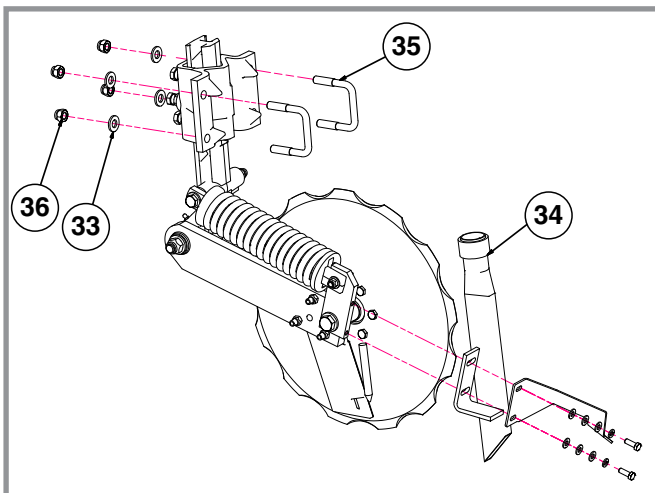
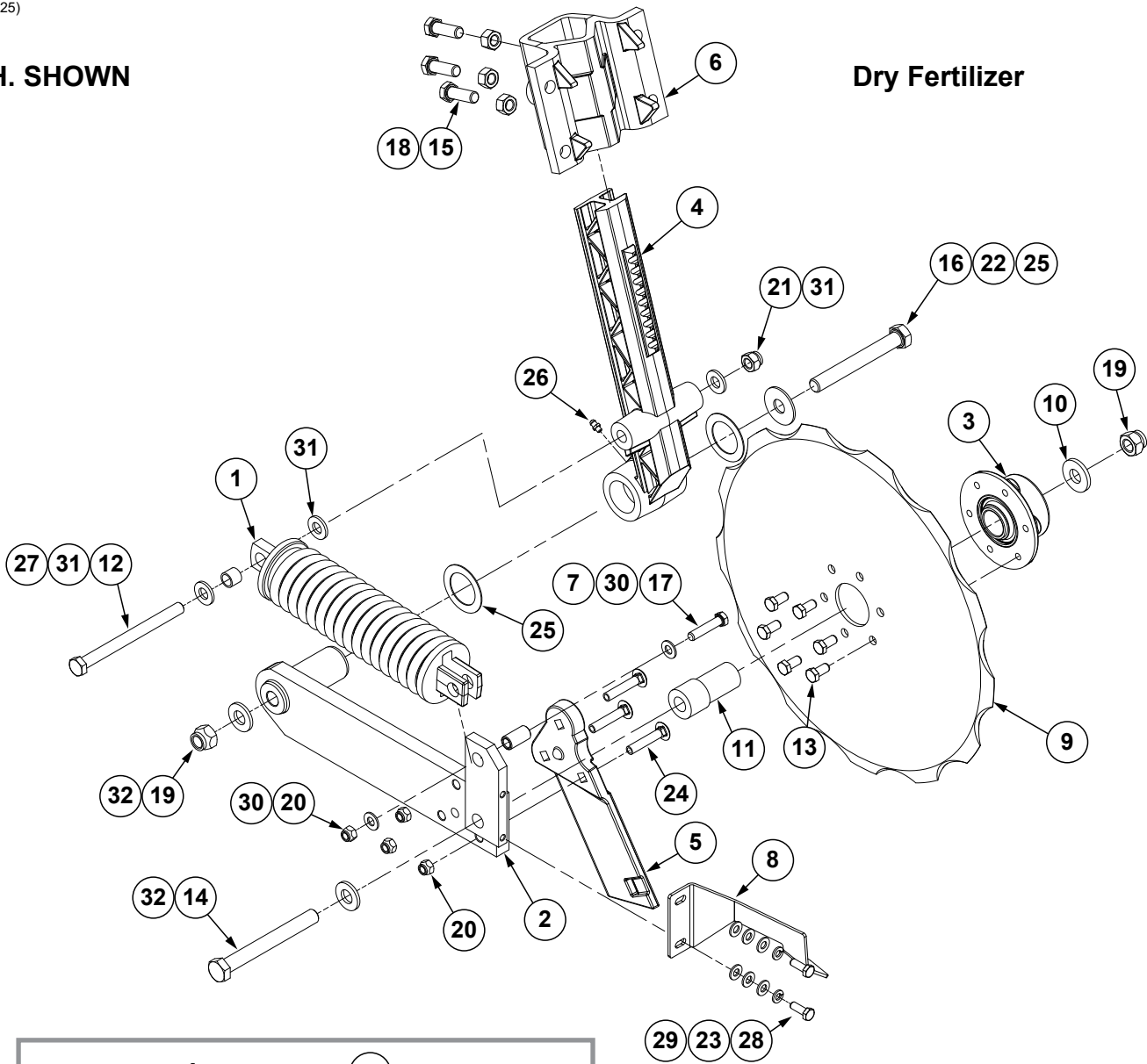
ITEM	PART NO.	QTY.	DESCRIPTION
30	G1K248	-	3-Pin Female Connector Kit (Black), Includes: (3) 3-Pin Female Housings, (9) Pin Contacts, (9) Seals
	G1K362	-	3-Pin Female Connector Kit (Blue), Includes: (3) 3-Pin Female Housings, (9) Pin Contacts, (9) Seals
31	G1K252	-	3-Pin Male Connector Kit (Black), Includes: (3) 3-Pin Male Housings, (9) Pin Contacts, (9) Seals
	G1K363	-	3-Pin Male Connector Kit (Blue), Includes: (3) 3-Pin Male Housings, (9) Pin Contacts, (9) Seals
32	GD11089	-	Sealing Plug
33	G10229401	2	Hex Head Cap Screw, 3/8"-16 x 8-1/2"
	G11387	1	Flat Washer, 3/8"
	G10108	2	Lock Nut, 3/8"-16
34	GD18118	2	Shaft Sensor Mount
35	GR1415	1	Rotation Sensor
36	GR1414	1	Actuator
37	GD18168	2	Mount
38	G11960	2	Philips Pan Head Machine Screw #8-32 x 1-1/4"
	G11961	2	Flat Washer #8
	G11202	2	Lock Nut W/Nylon Insert, No. 8-32, Stainless Steel
39	GD11474	2	Cover
40	G11202	2	Lock Nut W/Nylon Insert, No. 8-32, Stainless Steel
	G11960	2	Philips Pan Head Machine Screw #8-32 x 1-1/4"
A	GA6147	-	Magnetic Distance Sensor and Mounting Package (Items 4-9)
B	GR1763	-	KPM III Loaner (Display Only)
C	GA13521	-	Shaft Sensor Mounting Pkg. (Items 33, 34, and 37-40)
D	GA13522	-	Shaft Rotation Sensor (1 Sensor, 1 Actuator) (Items 35 and 36)

This page left blank intentionally.

(A12425)

L.H. SHOWN

Dry Fertilizer



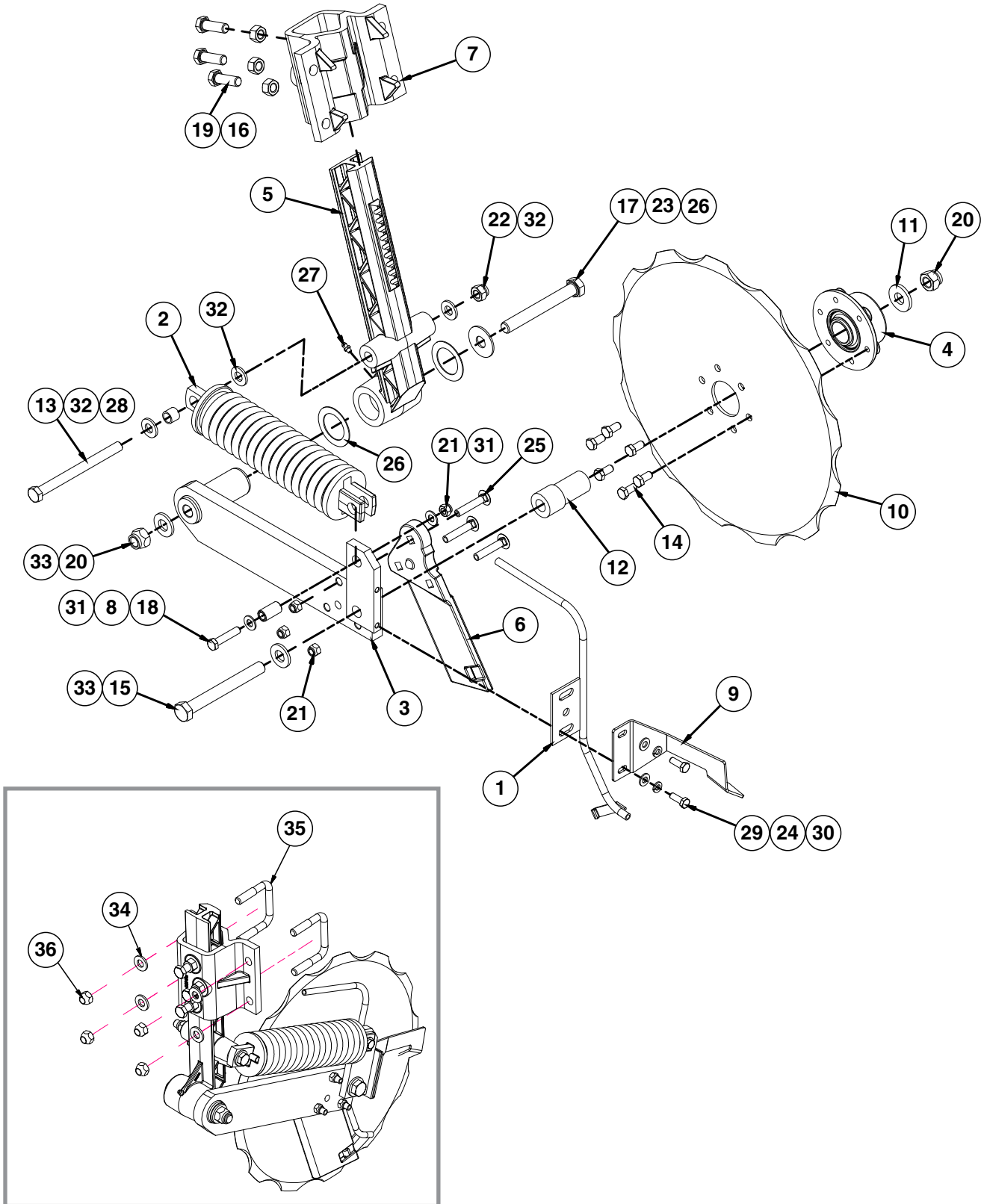
Notched Single Disc Dry Fertilizer Opener w/ Mounting Hardware

ITEM	PART NO.	QTY.	DESCRIPTION
1	GA6966	1	Compression Spring Assembly
2	GA9433	1	Pivot Arm, L.H.
	GA9434	-	Pivot Arm, R.H.
3	GA9437	1	Hub W/Bearing
	GA8603	-	Bearing, Double Row (Included W/GA9437)
4	GB0296	1	Arm. 13½"
5	GB0323	1	Knife, L.H.
	GB0322	-	Knife, R.H.
6	GB0400	1	Mount, R.H.
	GB0405	-	Mount, L.H.
7	GD1026	1	Sleeve, 1 ³ / ₁₆ " Long
8	GD11557	1	Scraper, L.H.
	GD11558	-	Scraper, R.H.
9	GD12676	1	Disc Blade, Notched, 16¾"
10	GD12677	1	Washer, 1½" O.D., 7 Gauge (.1793"), Hardened
11	GD12679	1	Stepped Spacer, 3" Long
12	GD12685	1	Bushing, ¾" O.D. x ½" Long
13	G10002	6	Hex Head Cap Screw, ⅜"-16 x ¾"
14	G10011	1	Hex Head Cap Screw, ⅝"-11 x 5½"
15	G10017	3	Hex Head Cap Screw, ½"-13 x 1½"
16	G10046	1	Hex Head Cap Screw, ⅝"-11 x 5"
17	G10047	1	Hex Head Cap Screw, ⅜"-16 x 1¾"
18	G10102	3	Hex Nut, ½"-13
19	G10107	2	Lock Nut, ⅝"-11
20	G10108	4	Lock Nut, ⅜"-16
21	G10111	1	Lock Nut, ½"-13
22	G10217	1	Washer, ⅝" USS
23	G10232	2	Lock Washer, ⅝"
24	G10306	3	Carriage Bolt, ⅜"-16 x 2"
25	G10450	2	Washer, 2¼", 18 Gauge (.0478")
26	G10640	1	Grease Fitting, ¼"-28
27	G10871	1	Hex Head Cap Screw, ½"-13 x 6"
28	G10991	2	Hex Head Cap Screw, ⅝"-18 x ⅞"
29	G11386	6	Flat Washer, ⅝" SAE
30	G11387	2	Hardened Washer, ⅜" SAE
31	G11389	3	Flat Washer, ½" Plated SAE
32	G11391	2	Flat Washer, 5⅝" SAE
33	G11389	4	Flat Washer, ½" Plated SAE
34	GA10047	1	Drop Tube, L.H., Dry Fertilizer
	GA10048	-	Drop Tube, R.H., Dry Fertilizer
35	GD13287	2	U-Bolt, 1½" x 2½" x ½"-13
36	G10111	4	Lock Nut, ½"-13
A	GA24337	-	LH (Items 1-36)
	GA24336	-	RH (Items 1-36)

(A12429)

L.H. SHOWN

Liquid Fertilizer

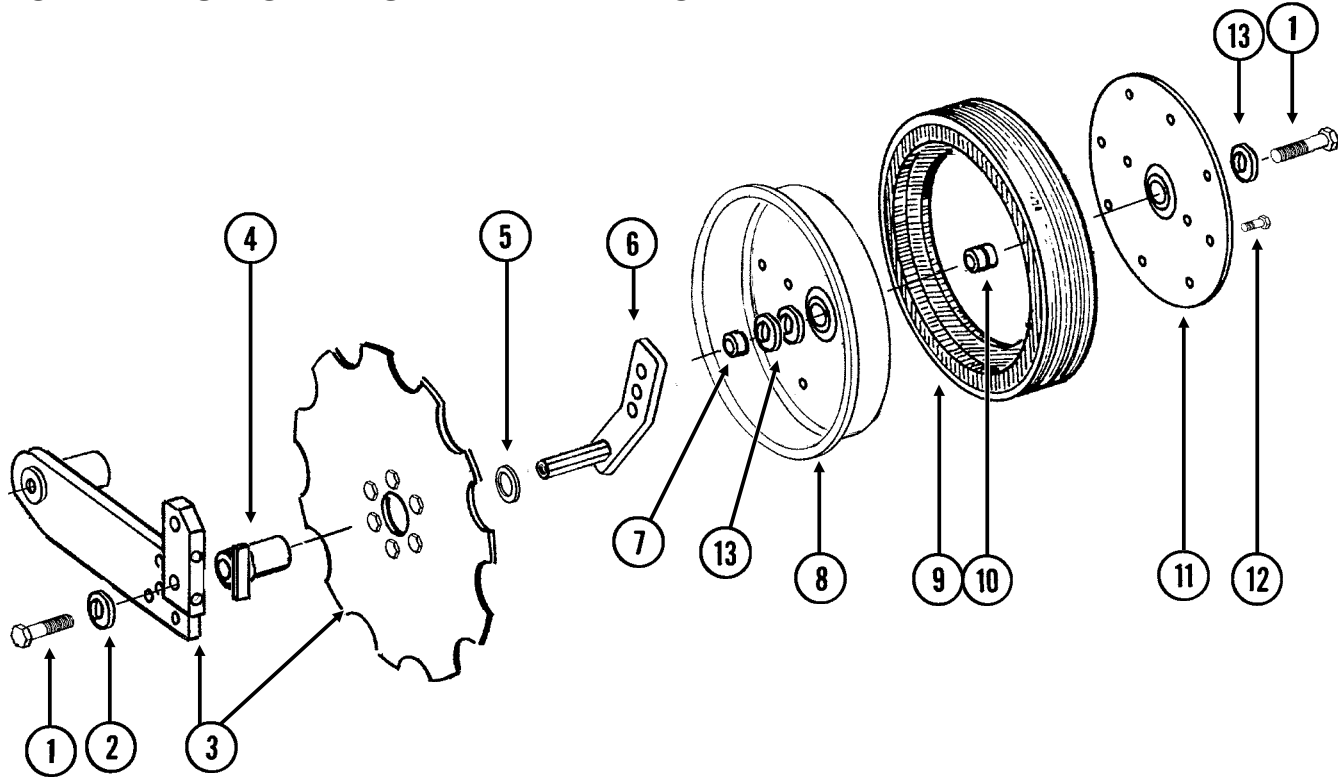


Notched Single Disc Liquid Fertilizer Opener w/ Mounting Hardware

ITEM	PART NO.	QTY.	DESCRIPTION
1	GA12108	1	Drop Tube
2	GA6966	1	Compression Spring Assembly
3	GA9433	1	Pivot Arm, L.H.
	GA9434	-	Pivot Arm, R.H.
4	GA9437	1	Hub W/Bearing
	GA8603	-	Bearing, Double Row (Included W/GA9437)
5	GB0296	1	Arm. 13½"
6	GB0323	1	Knife, L.H.
	GB0322	-	Knife, R.H.
7	GB0400	1	Mount, R.H.
	GB0405	-	Mount, L.H.
8	GD1026	1	Sleeve, 1 ³ / ₁₆ " Long
9	GD11557	1	Scraper, L.H.
	GD11558		Scraper, R.H.
10	GD12676	1	Disc Blade, Notched, 16¾"
11	GD12677	1	Washer, 1½" O.D., 7 Gauge (.1793"), Hardened
12	GD12679	1	Stepped Spacer, 3" Long
13	GD12685	1	Bushing, ¾" O.D. x ½" Long
14	G10002	6	Hex Head Cap Screw, ⅜"-16 x ¾"
15	G10011	1	Hex Head Cap Screw, ⅝"-11 x 5½"
16	G10017	3	Hex Head Cap Screw, ½"-13 x 1½"
17	G10046	1	Hex Head Cap Screw, ⅝"-11 x 5"
18	G10047	1	Hex Head Cap Screw, ⅜"-16 x 1¾"
19	G10102	3	Hex Nut, ½"-13
20	G10107	2	Lock Nut, ⅝"-11
21	G10108	4	Lock Nut, ⅜"-16
22	G10111	1	Lock Nut, ½"-13
23	G10217	1	Washer, ⅝" USS
24	G10232	2	Lock Washer, ⅝"-11
25	G10306	3	Carriage Bolt, ⅜"-16 x 2"
26	G10450	2	Washer, 2¼", 18 Gauge (.0478")
27	G10640	1	Grease Fitting, ¼"-28
28	G10871	1	Hex Head Cap Screw, ½"-13 x 6"
29	G10991	2	Hex Head Cap Screw, ⅝"-18 x ⅞"
30	G11386	2	Flat Washer, ⅝" SAE
31	G11387	2	Hardened Washer, ⅜" SAE
32	G11389	3	Flat Washer, ½" Plated SAE
33	G11391	2	Flat Washer, 5⅝" SAE
34	G11389	4	Flat Washer, ½" Plated SAE
35	GD13287	2	U-Bolt, 1½" x 2½" x ½"-13
36	G10111	4	Lock Nut, ½"-13
A	GA25566 GA25567	-	LH (Items 1-36) RH (Items 1-36)

(FRTZ256)

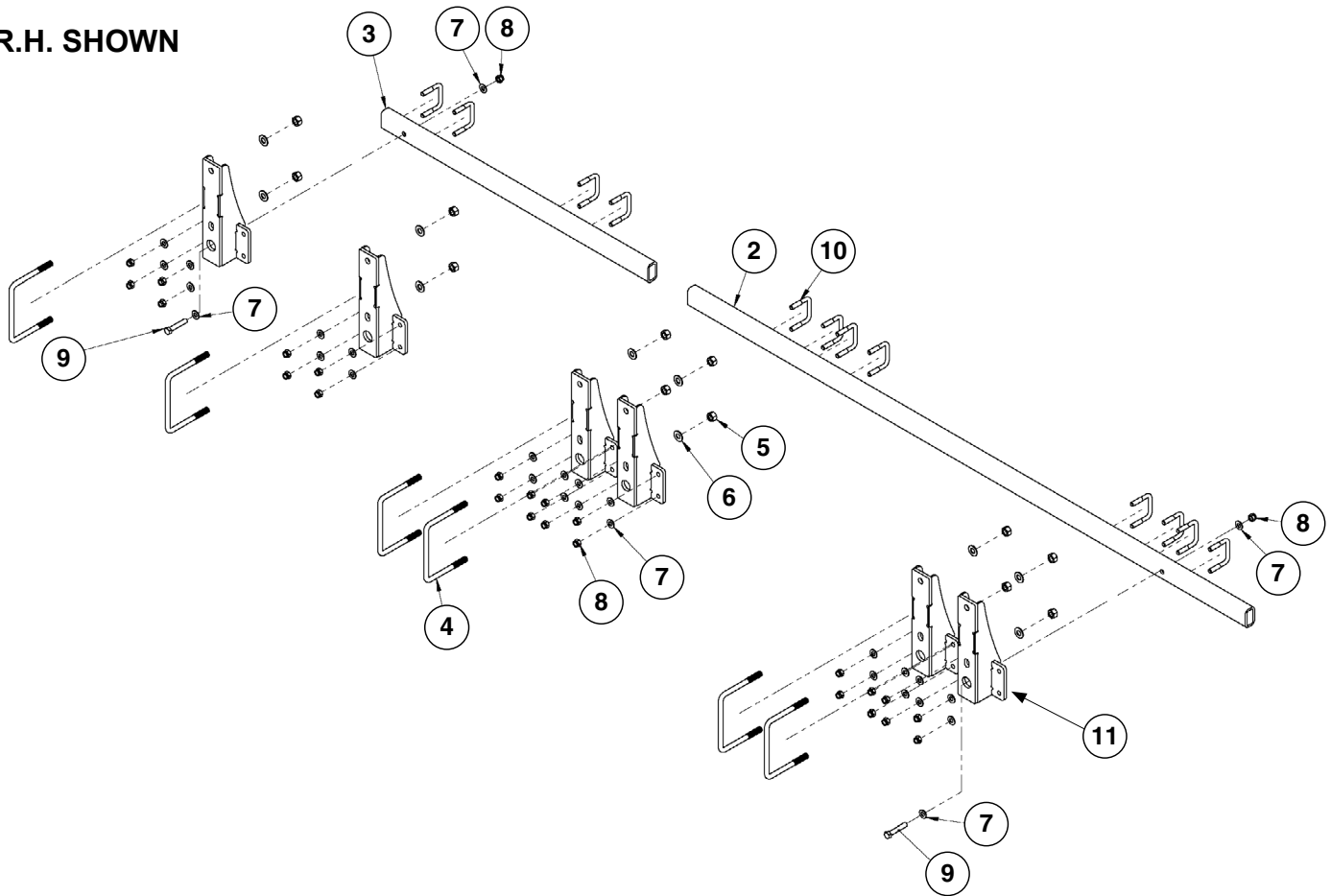
**FOR USE WITH
NOTCHED SINGLE DISC FERTILIZER OPENER**



ITEM	PART NO.	QTY. (Per Assy.)	DESCRIPTION
1	G10010	2	Hex Head Cap Screw, 5/8"-11 x 3"
2	G11391	1	Flat Washer, 5/8" SAE
3	---	-	"Notched Single Disc Dry Fertilizer Opener w/ Mounting Hardware" on page P87 "Notched Single Disc Liquid Fertilizer Opener w/ Mounting Hardware" on page P89
4	GA9472	1	Blade Mount
5	G10233	1	Machine Bushing, 1", 10 Gauge
6	GA10037	1	Wheel Mount, L.H. (Shown)
	GA10036	1	Wheel Mount, R.H.
7	GD13309	1	Spacer
8	GD11423	1	Half Wheel
9	GD11953	1	Offset Tire
10	GA6171	1	Bearing
11	GD11954	1	Half Wheel Cover, Nylon
12	G10961	11	Flanged Whiz Lock Screw, 5/16"-18 x 3/4", No Serration
	G10620	11	Serrated Flange Nut, 5/16"-18
13	G10204	-	Special Machine Bushing, 5/8" x 1" O.D. (As Required)
A	GA8877	-	Gauge Wheel Complete (Items 8-12)

(KE19010-015-30000)

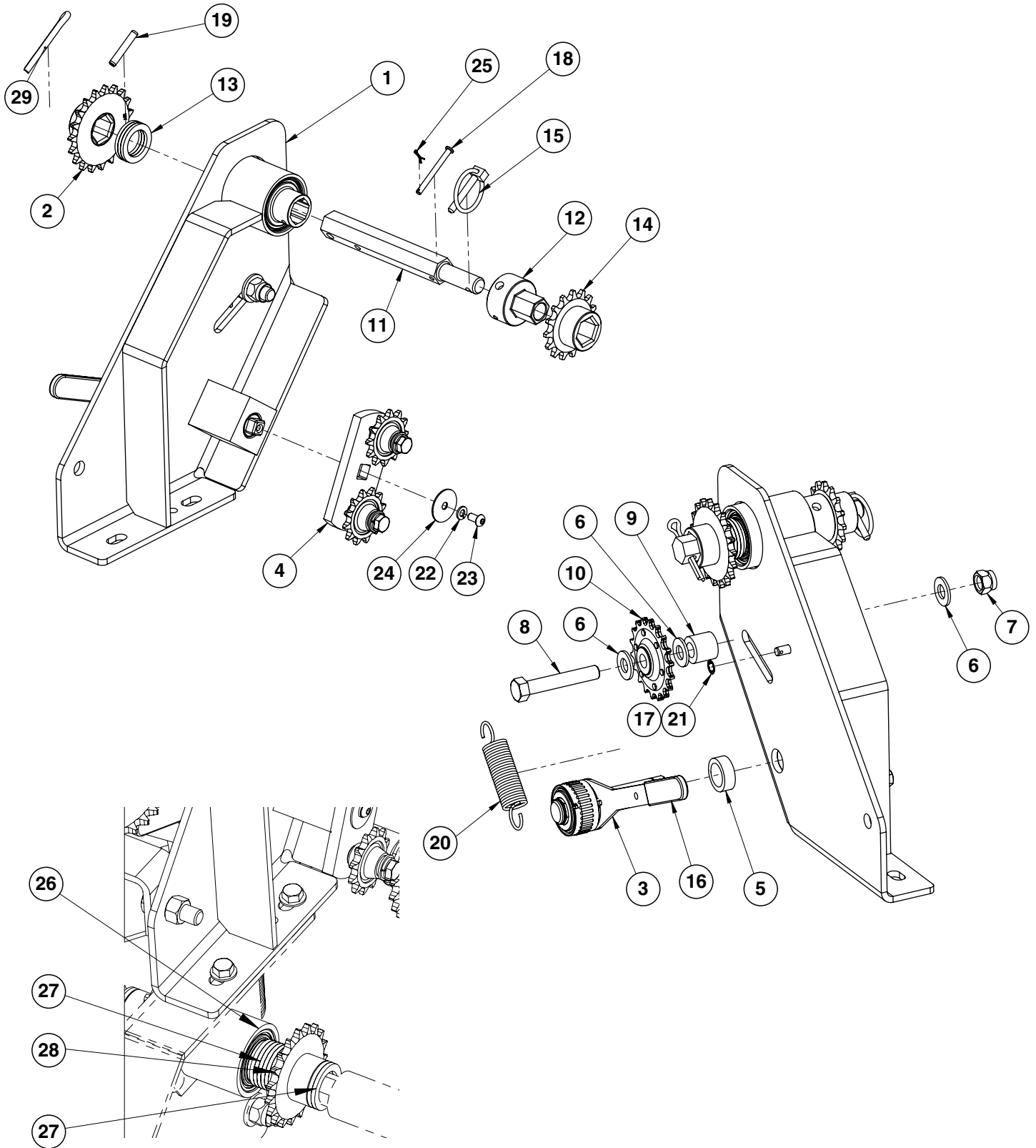
R.H. SHOWN



ITEM	PART NO.	QTY. (Per Assy.)	DESCRIPTION
1	---	-	---
2	G100186	2	Center Fertilizer Bar Tube
3	*G100187	2	Wing Fertilizer Bar Tube
4	G19010-018-00001	8	U-Bolt, M16-2
5	G12033	16	Hex Nut, M16-2
6	G11391	16	Flat Washer, 5/8" SAE
7	G11389	38	Flat Washer, 1/2" Plated SAE
8	G10111	35	Lock Nut, 1/2"-13
9	G10397	3	Hex Head Cap Screw, 1/2"-13 x 2 3/4"
10	GD13287	16	U-Bolt, 1 1/2" x 2 1/2" x 1/2"-13
11	G19010-015-30208	8	Opener Tube Holder

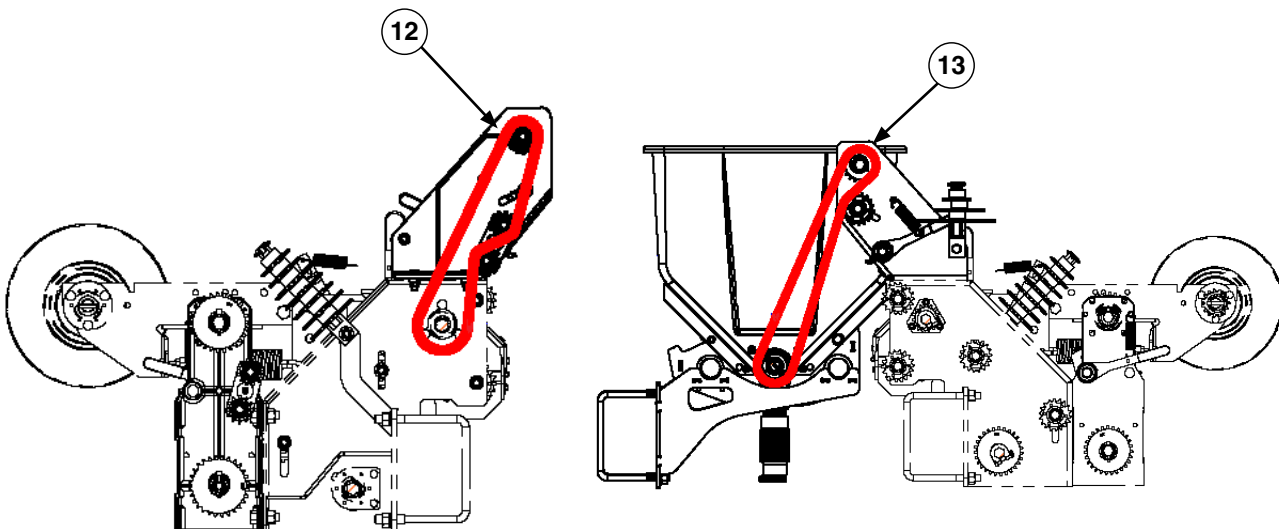
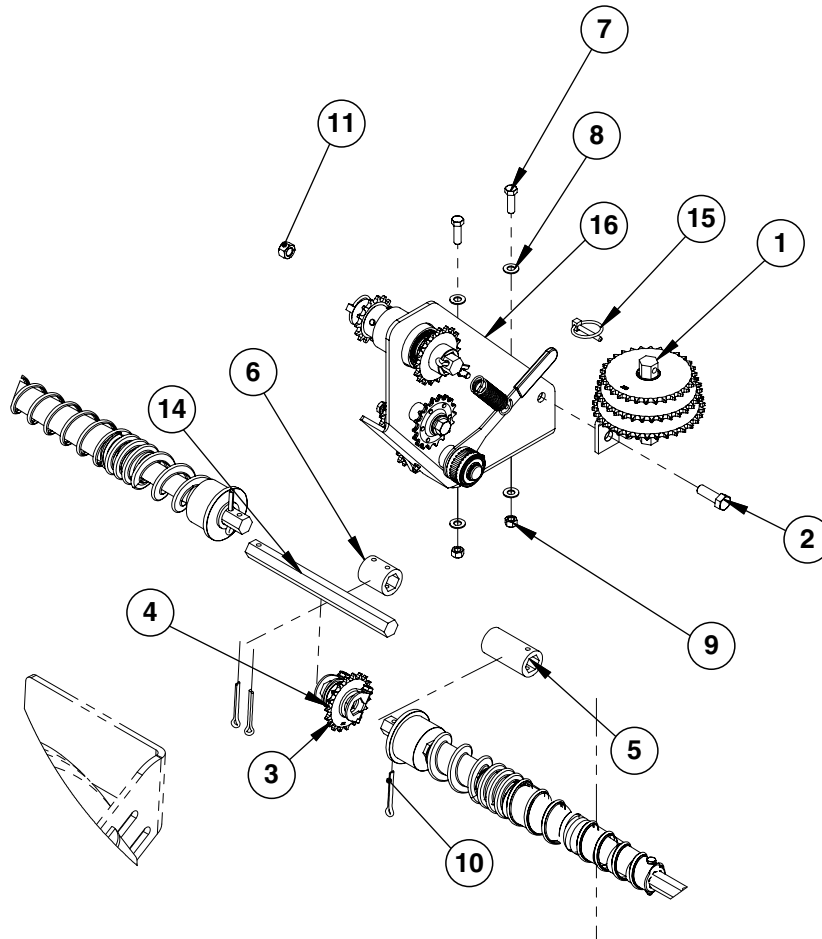
*L.H./R.H. Wing Fertilizer Bar Tubes are identical parts-wise.

(KE19010-015-06000)



ITEM	PART NO.	QTY.	DESCRIPTION
1	G19010-015-06100	1	Fertilizer Transmission Sub-Assembly
2	GA5107	1	Sprocket, 19 Tooth
3	GA10030	1	Wrap Spring Wrenc Assembly
4	GA7336	1	Idler W/Bolt-On Sprockets
	GD7426	-	Sprocket, 12 Tooth (Included W/GA7336)
	GD1026	-	Sleeve, 1 ³ / ₁₆ " Long (Included W/GA7336)
	G11387	-	Flat Washer, ³ / ₈ " SAE (Included W/GA7336)
	G10229	-	Lock Washer, ³ / ₈ " (Included W/GA7336)
	G10047	-	Hex Head Cap Screw, ³ / ₈ "-16 x 1 ³ / ₄ " (Included W/GA7336)
	GD10401	-	Double Idler Bar (Included W/GA7336)
5	GD2734-21	1	Sleeve, 1 1/4" O.D. x .25"
6	G11389	3	Flat Washer, 1/2" Plated SAE
7	G10111	1	Lock Nut, 1/2"-13
8	G10038	1	Hex Head Cap Screw, 1/2"-13 x 3"
9	GD4887-14	1	Sleeve, 1" O.D. x 9/16" I.D. x 7/8"
10	GA7154	1	Sprocket W/Bearing, 18 Tooth
11	GD37060	1	Hex Shaft, 7/8", w/ 6 Holes
12	GD7127	1	Shear Coupler
13	G10233	3	Machine Bushing, 1 1/2" x 1/32", 10 Gauge (.1345")
14	GA5105	1	Sprocket, 15 Tooth
15	GD2558	1	Lynch Pin, 1/4"
16	G11078	1	Vinyl Cap
17	G10408	1	Clevis Pin, 5/16" x 3/4"
18	G10821	1	Clevis Pin, 3/16" x 2"
19	G10602	1	Spring Pin, 1/4" x 1 1/2"
20	GD5857	1	Spring
21	G10409	1	Retaining Ring, 5/16"
22	G10227	1	Lock Washer, 1/4"
23	G11100	1	Hex Socket Button Head Cap Screw, 1/4"-20 x 1/2"
24	G11453	1	Fender Washer, 1/4"
25	G10455	1	Cotter Pin, 1/16" x 1/2"
26	GA5223	1	Spacer W/Bearing
27	G10233	12	Machine Bushing, 1 1/2" x 1/32", 10 Gauge (.1345")
28	GA5107	1	Sprocket, 19 Tooth
29	G10460	1	Cotter Pin, 1/4" x 2"

(KE19010-015-10000)



Transmission Side View (Both Sides)

Dry Fertilizer Transmission

M0317-02

Model 3035

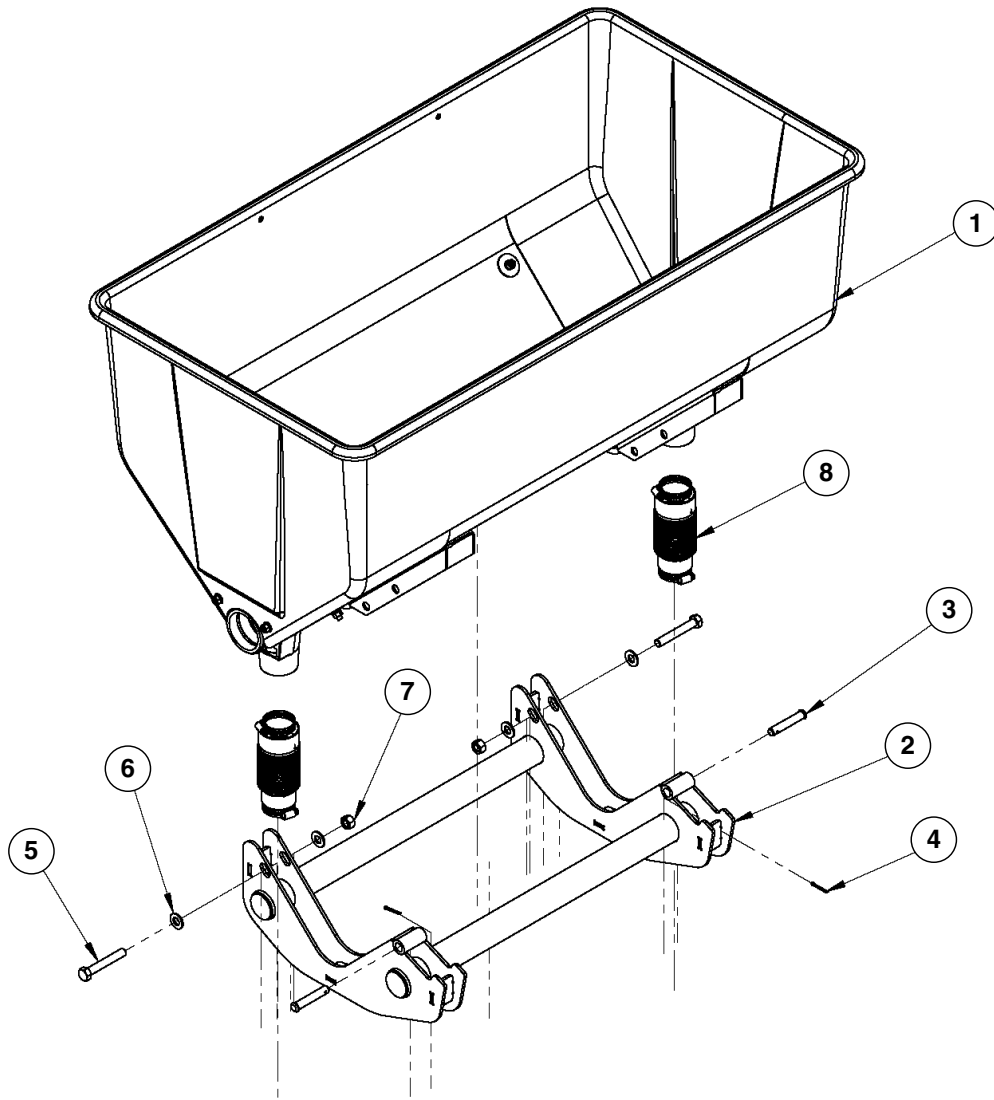
ITEM	PART NO.	QTY.	DESCRIPTION
1	GA5114	1	Sprocket, 30 Tooth
	GA7313	1	Sprocket Storage Rod
	GA6337	1	Sprocket, 35 Tooth
	GA5115	1	Sprocket, 33 Tooth
2	G10017	1	Hex Head Cap Screw, 1/2"-13 x 1 1/2"
3	GA5107	1	Sprocket, 19 Tooth
4	GA11331	2	Hex Lock Clamp Assembly
5	GD7867	1	Coupler, 3"
6	GD5886	1	Coupler, 1 3/4"
7	G10004	2	Hex Head Cap Screw, 3/8"-16 x 1 1/4"
8	G11387	4	Flat Washer, 3/8" SAE
9	G10101	2	Hex Nut, 3/8"-16
10	G10460	3	Cotter Pin, 1/4" x 2"
11	G10102	1	Hex Nut, 1/2"-13
12	G3310-84	1	Chain, No. 40, 84 Pitch Including Connector Link
13	G3310-100	1	Chain, No. 40, 100 Pitch Including Connector Link
14	GD30470-01	1	Hex Shaft, 7/8" x 10.236
15	GD2558	1	Lynch Pin, 1/4"
16	---	-	"Dry Fertilizer Drive" on page P93

Dry Fertilizer Hopper and Mounts

Model 3035

M0317-02

(KE19010-015-11000)



ITEM	PART NO.	QTY. (Per Hopper)	DESCRIPTION
1	GA5666	1	Hopper Sub-Assembly
2	G19010-015-30202	1	Dry Fertilizer Tank Holder
3	G10561	2	Clevis Pin, 1/2" x 3"
4	G10451	2	Cotter Pin, 1/8" x 1"
5	G10585	2	Hex Head Cap Screw, 1/2"-13 x 3 1/4"
6	G11389	4	Flat Washer, 1/2" Plated SAE
7	G10102	2	Hex Nut, 1/2"-13
8	G10676	1	Hose Clamp, No. 36, Stainless Steel
	GD21398	1	Rubber Tube
	G10672	1	Hose Clamp, No. 28

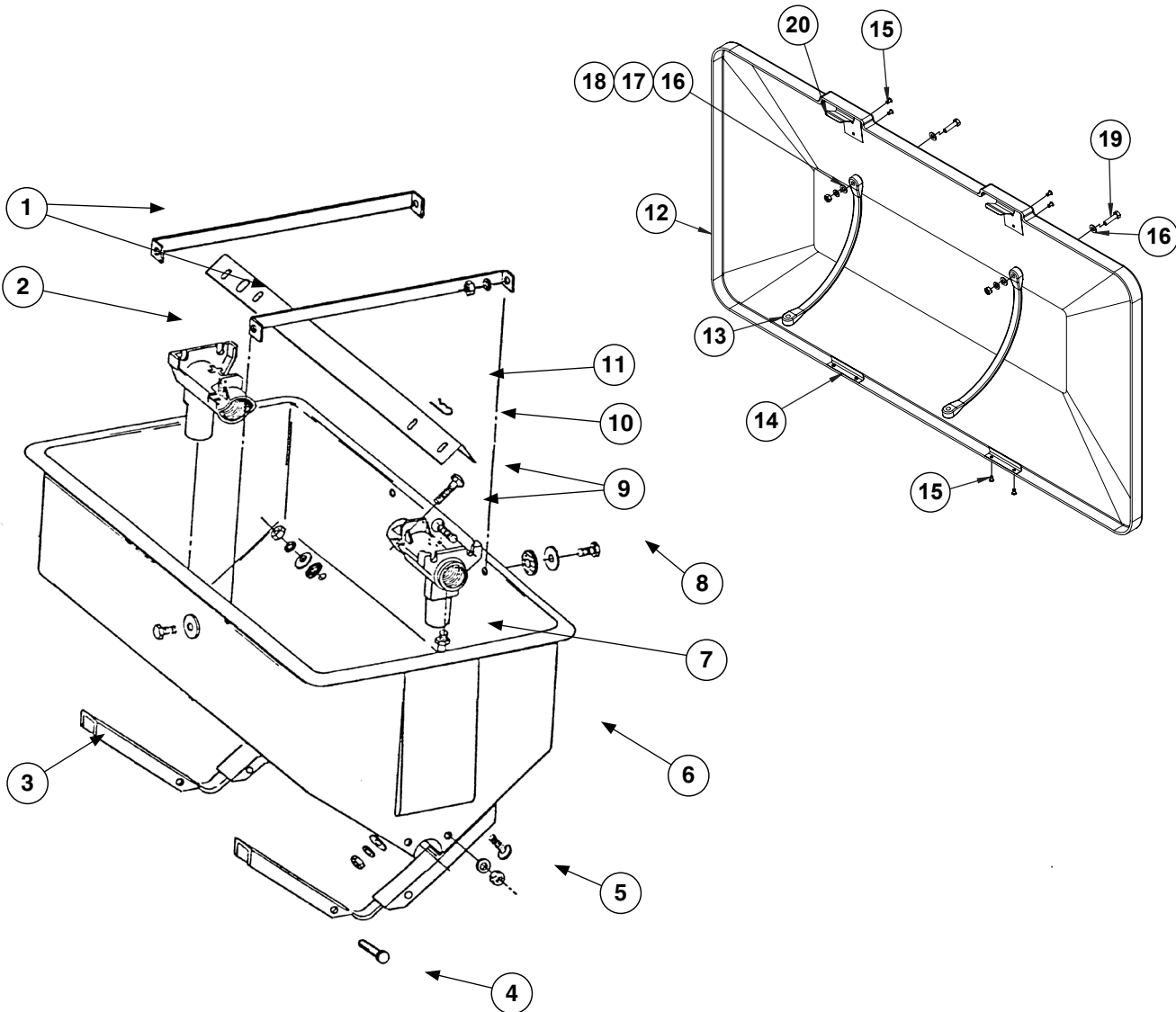
This page left blank intentionally.

Dry Fertilizer Hopper Assembly

Model 3035

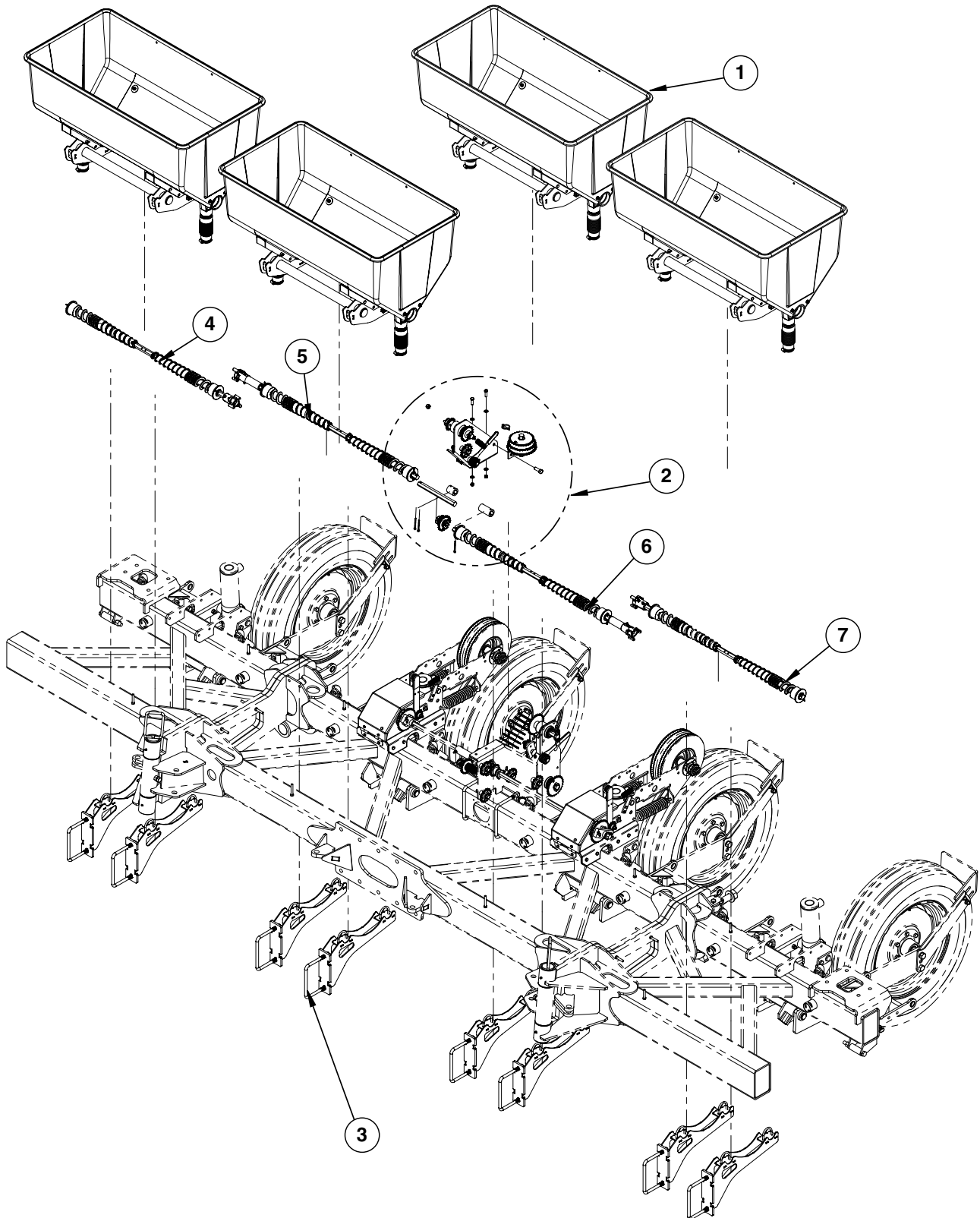
M0317-02

DFC009/DFC014/DFC018(PT30a)



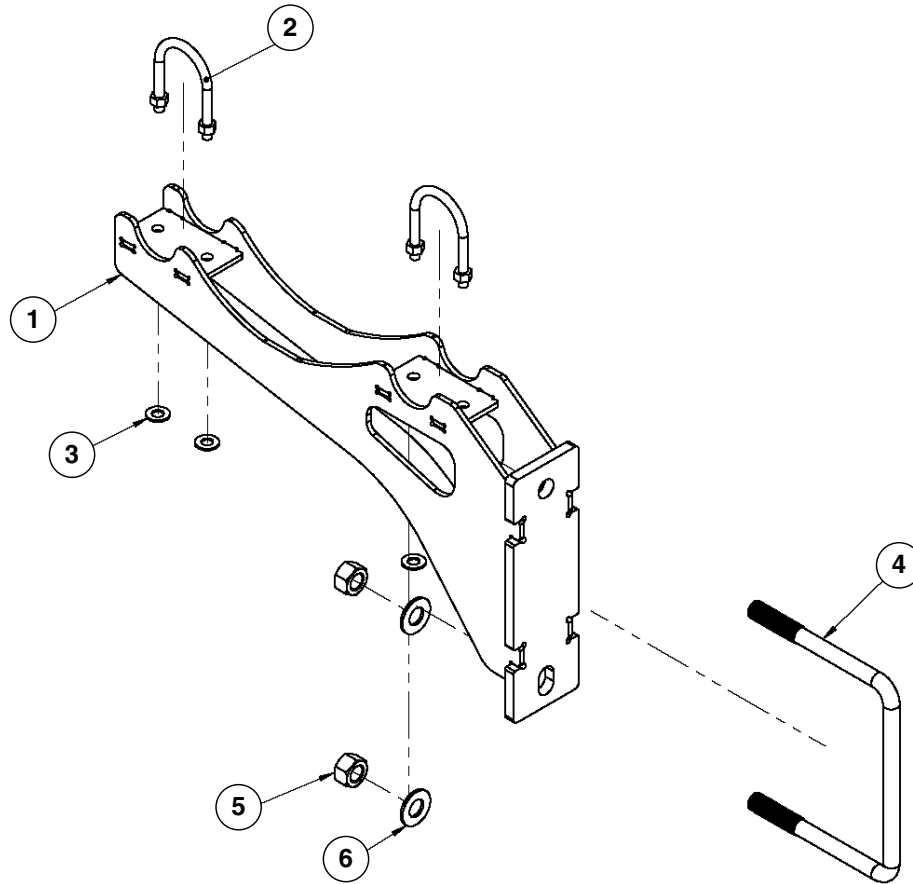
ITEM	PART NO.	QTY. (Per Hopper)	DESCRIPTION
1	GD1209	2	Strap
2	GD1200	2	Outlet Housing
3	GA5652	2	Saddle
4	G10561	2	Clevis Pin, 1/2" x 3"
	G10451	2	Cotter Pin, 1/8" x 1"
5	G10303	8	Carriage Bolt, 5/16"-18 x 1"
	G10201	8	Special Washer, 3/8" x 1 1/2" O.D.
	GD1213	8	Rubber Washer
	G10232	8	Lock Washer, 5/16"
	G10106	8	Hex Nut, 5/16"-18
6	GD1379	1	Hopper
7	G10640	2	Grease Fitting, 1/4"-28
8	G10171	4	Hex Head Cap Screw, 5/16"-18 x 1 1/4"
	G10201	4	Special Washer, 3/8" x 1 1/2" O.D.
	GD1213	4	Rubber Washer
	G10232	6	Lock Washer, 5/16"
	G10106	6	Hex Nut, 5/16"-18
	G10133	2	Hex Head Cap Screw, 5/16"-18 x 1 1/2"
	G11389	2	Flat Washer, 1/2" Plated SAE
9	G10303	8	Carriage Bolt, 5/16"-18 x 1"
	G11386	8	Flat Washer, 5/16" SAE
	G10232	8	Lock Washer, 5/16"
	G10106	8	Hex Nut, 5/16"-18
10	GD1207	1	Baffle
11	G10670	2	Hair Pin Clip, No. 3
12	GD1654	1	Hopper Lid w/ Kinze Logo
13	GD1210	2	Rubber Strap
14	GD2412	2	Rear Retainer
15	G10655	8	Rivet, 3/16" x 13/32"
16	G11386	4	Flat Washer, 5/16" SAE
17	G10232	2	Lock Washer, 5/16"
18	G10106	2	Hex Nut, 5/16"-18
19	G10171	2	Hex Head Cap Screw, 5/16"-18 x 1 1/4"
20	GD1380	2	Front Clip
A	GA5666	-	Hopper Sub-Assembly (Items 2, 3, 5, 6, 9 and 11)
B	GA5668	-	Strap Assembly (Items 1, 8)
C	GA0898	-	Hopper Lid w/ Kinze Logo (Items 12-20)

(KE19010-015-10000)



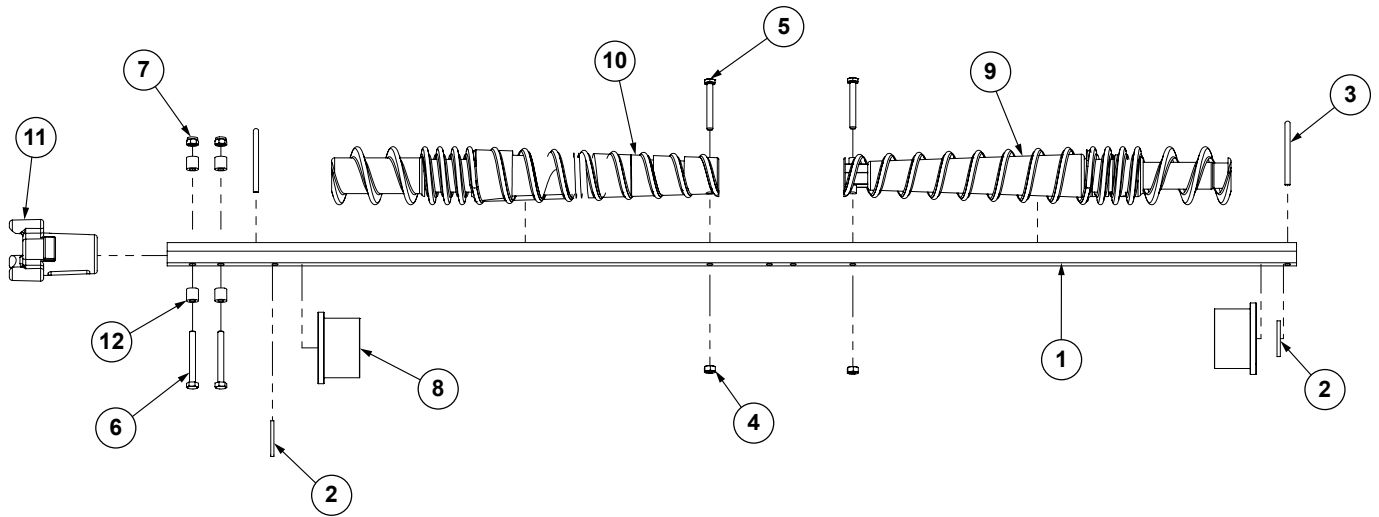
ITEM	PART NO.	QTY.	DESCRIPTION
1	G19010-015-11000	4	"Dry Fertilizer Hopper and Mounts" on page P97
2	---	-	"Dry Fertilizer Transmission" on page P95
3	---	-	"Dry Fertilizer Hopper Support Assembly" on page P103
4	---	-	"L.H./R.H. Wing Hopper Shaft Assembly" on page P104
5	---	-	"Center Frame L.H./R.H. Hopper Shaft Assembly" on page P105
6	---	-	"Center Frame L.H./R.H. Hopper Shaft Assembly" on page P105
7	---	-	"L.H./R.H. Wing Hopper Shaft Assembly" on page P104

(KE19010-015-01130)



ITEM	PART NO.	QTY.	DESCRIPTION
1	G19010-015-30205	1	Dry Fertilizer Holder
2	G19010-015-01100	2	U-Bolt, 1-1/2" M8
3	G11387	4	Flat Washer, 3/8" SAE
4	G19010-018-00001	1	U-Bolt, M16-2
5	G12033	2	Hex Nut, M16-2
6	G11391	2	Flat Washer, 5/8" SAE

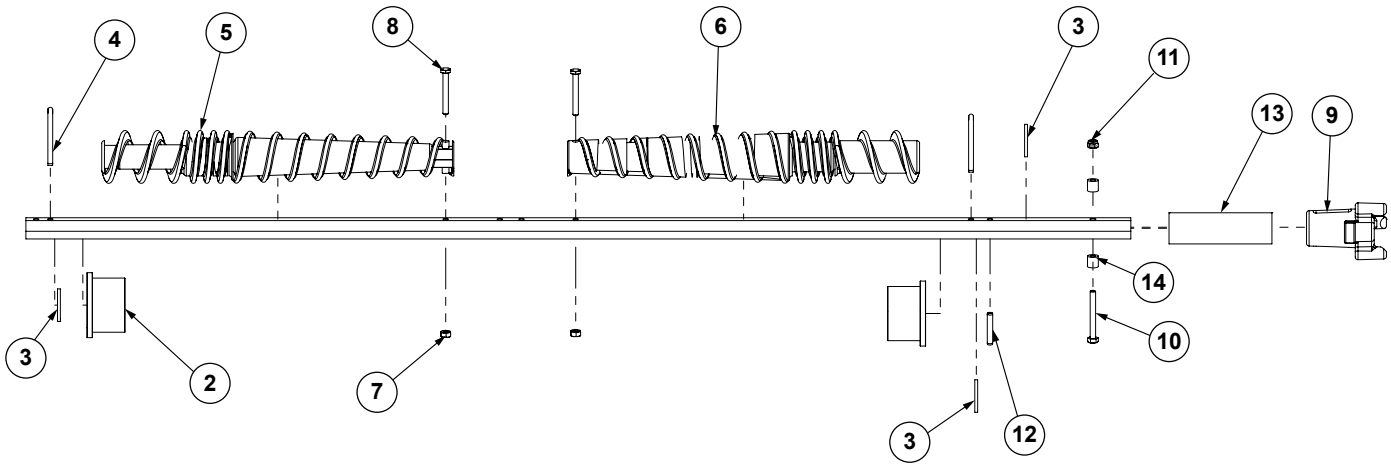
(KE19010-015-01110)



ITEM	PART NO.	QTY.	DESCRIPTION
1	G10015601	1	Wing Hopper Hex Shaft
2	G10233	2	Machine Bushing, 1 1/2" x 1/32", 10 Gauge (.1345")
3	G10460	2	Cotter Pin, 1/4" x 2"
4	G10588	2	Hex Nut, 1/4"-20
5	G10587	2	Hex Head Cap Screw, 1/4"-20 x 2"
6	G10880	2	Hex Head Cap Screw, 1/4"-20 x 2 1/4"
7	G10110	2	Lock Nut, 1/4"-20
8	GB0200	2	Bearing
9	GB0199	1	Auger, L.H.
10	GB0198	1	Auger, R.H.
11	GB0283	1	Coupler
12	GD11395	4	Coupler Bushing

*Parts-wise, L.H. and R.H. Shaft Assemblies are identical.

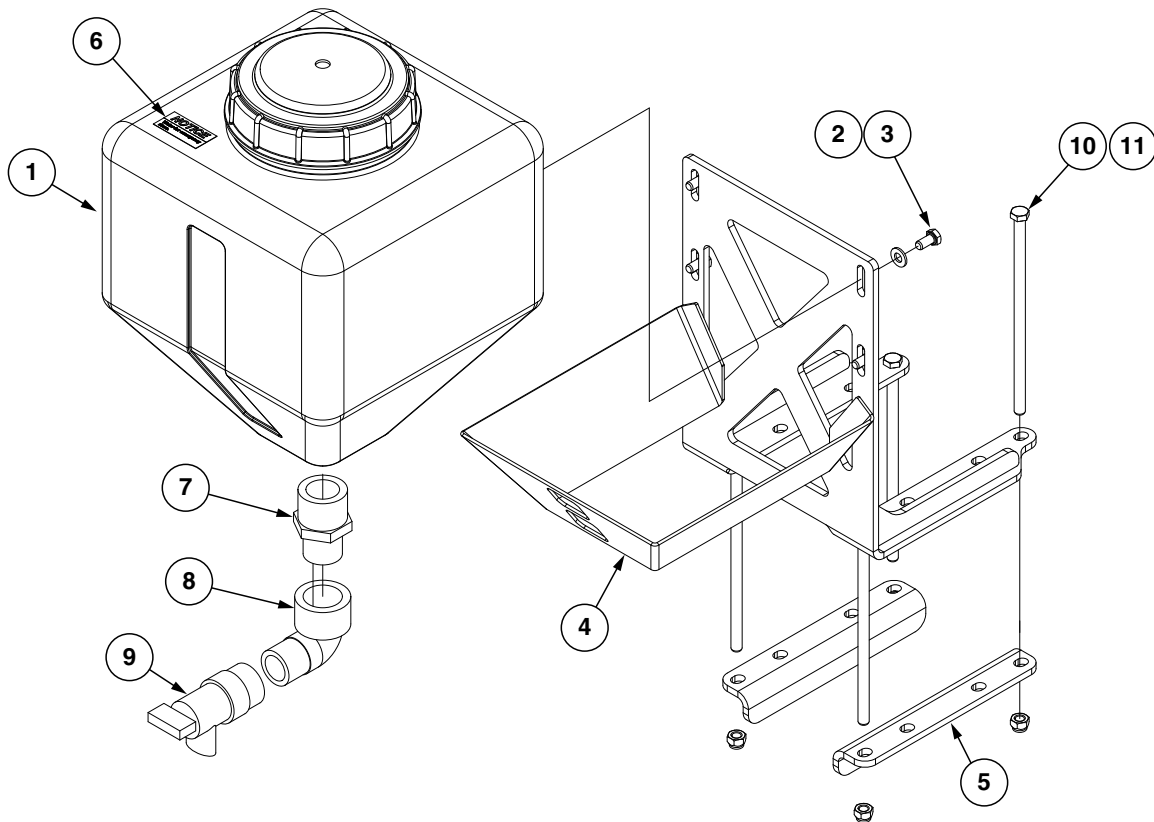
(KE19010-015-01120)



ITEM	PART NO.	QTY.	DESCRIPTION
1	G10015701	1	Center Frame Hopper Hex Shaft
2	GB0200	2	Bearing
3	G10233	3	Machine Bushing, 1 1/2" x 1/32", 10 Gauge (.1345")
4	G10460	2	Cotter Pin, 1/4" x 2"
5	GB0199	1	Auger, L.H.
6	GB0198	1	Auger, R.H.
7	G10588	2	Hex Nut, 1/4"-20
8	G10587	2	Hex Head Cap Screw, 1/4"-20 x 2"
9	GB0283	1	Drive Line Coupler
10	G10880	2	Hex Head Cap Screw, 1/4"-20 x 2 1/4"
11	G10110	2	Lock Nut, 1/4"-20
12	G10602	1	Spring Pin, 1/4" x 1 1/2"
13	GD2962	1	Compression Spring
14	D11395	2	Coupler Bushing

*Parts-wise, L.H. and R.H. Shaft Assemblies are identical. Auger positions are NOT.

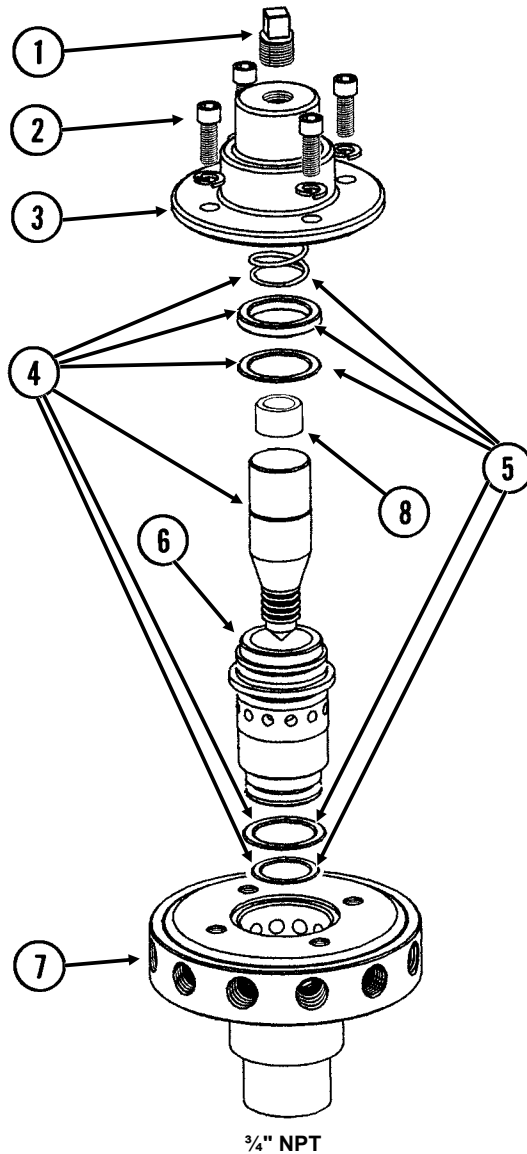
A21003



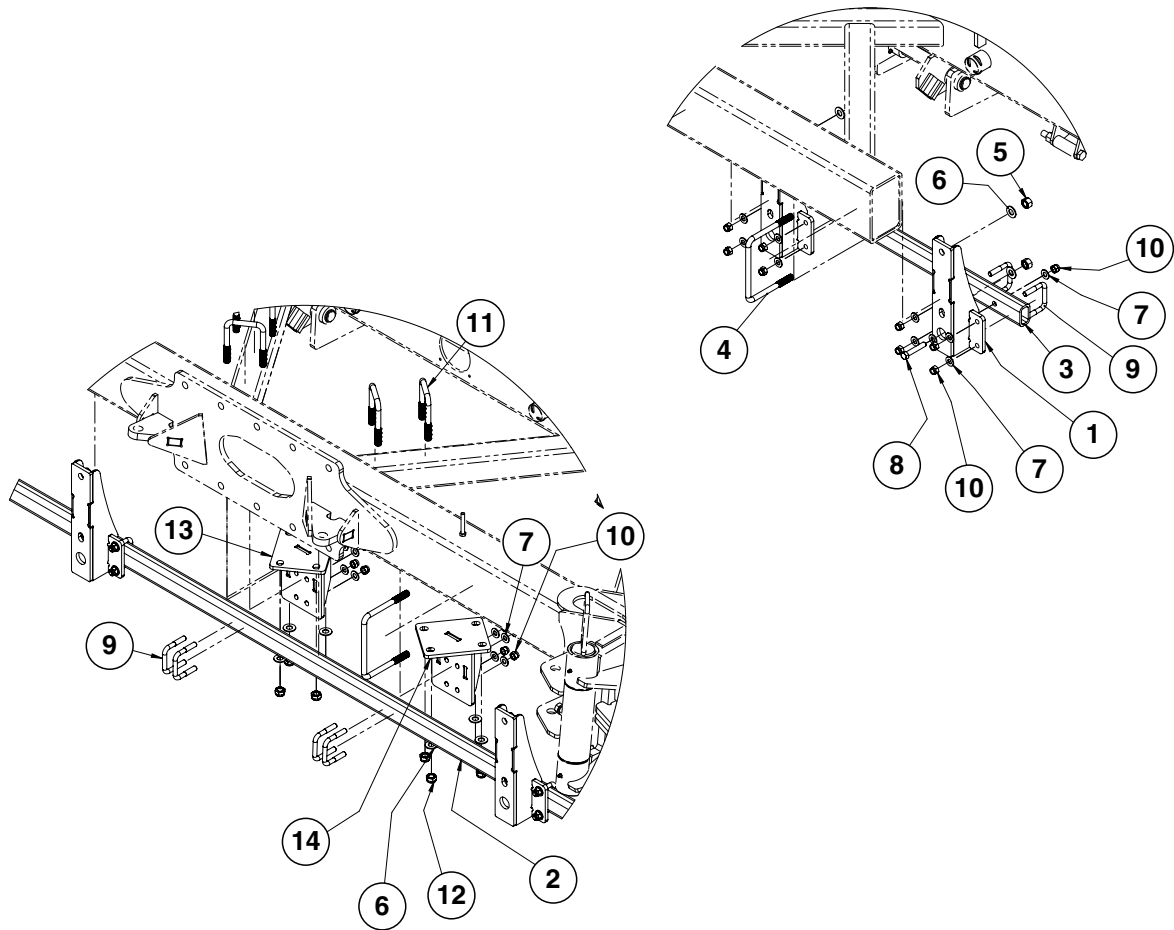
ITEM	PART NO.	QTY.	DESCRIPTION
1	GD30723	1	4 Gallon Water Tank W/Lid
2	G11386	4	Flat Washer, 5/16" SAE
3	G10018	4	Hex Head Cap Screw, 5/16"-18 x 5/8"
4	GA21002	1	Water Tank Mount
5	GD30221	2	Water Tank Mount Brackets
6	G10383201	1	Decal, Notice
7	G10727	1	Reducing Nipple, 1-1/4" x 1"
8	G11742	1	1" NPT 90° Elbow
9	GD30722	1	1" NPTF Flush Valve
10	G10686	4	Hex Head Cap Screw, 3/8"-16 x 8"
11	G10108	4	Lock Nut, 3/8"-16

(FRTZ159/PT40a/FRTZ202c)

Model FD-1200 Flow Divider, 12 Outlet

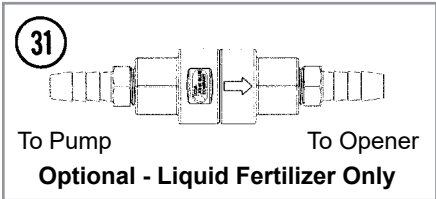
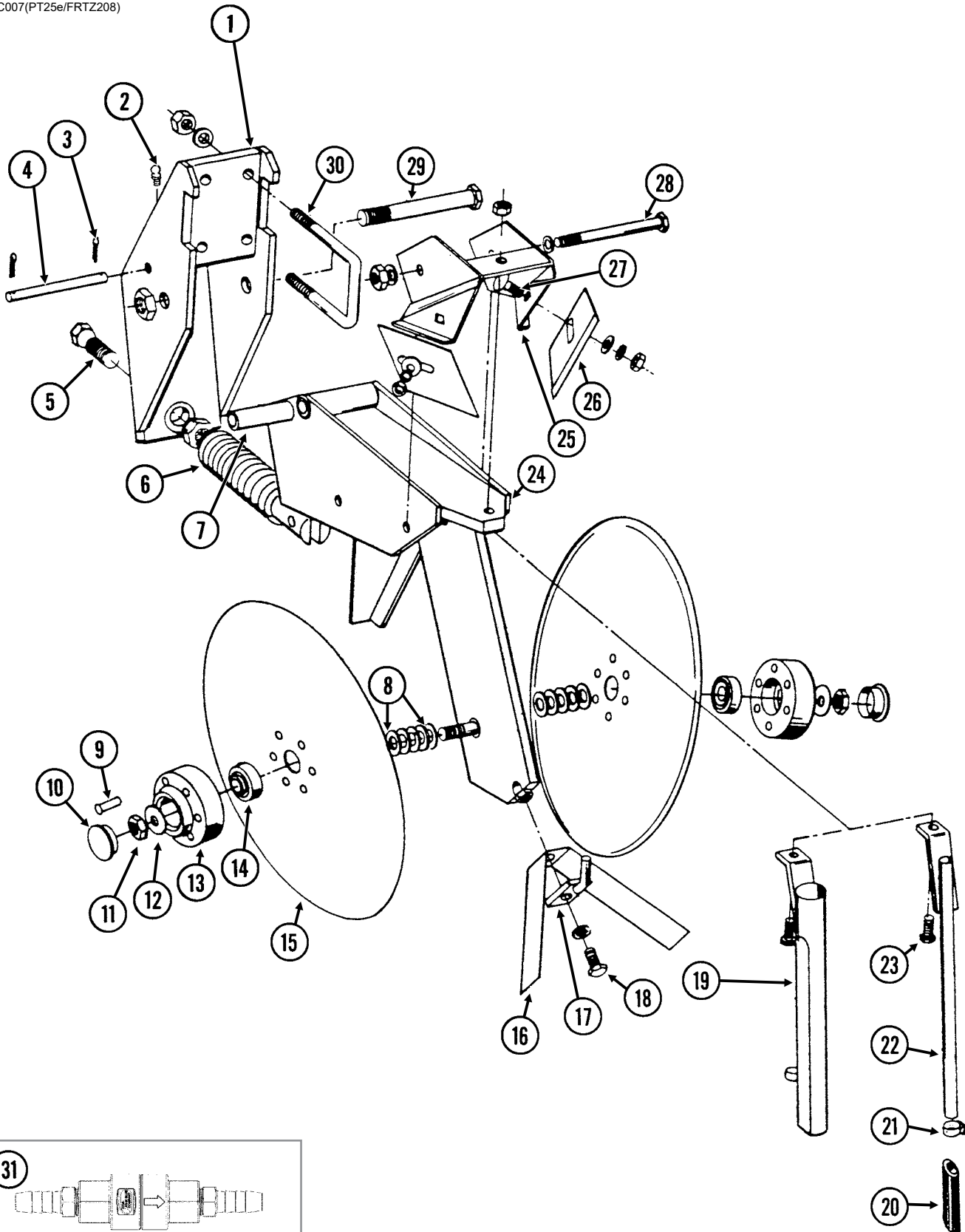


ITEM	PART NO.	QTY.	DESCRIPTION
1	GR1543	1	Vent Plug
2	GR1542	4	Hex Socket Head Screw, 1/4"-20 x 3/4"
	GR1541	4	Lock Washer, 1/4", Stainless Steel
3	GR1540	1	Cap
4	GR1544	1	Needle Assembly W/Seal Kit (Item 22)
5	GR1545	1	Seal Kit, Includes: (3) O-Rings, (1) Seal, (1) Spring
6	GR1535	1	Sleeve
7	GR1533	1	Body (12 Outlet)
8	GR1574	1	Sleeve, 1" O.D. x 1/2" Long, Stainless Steel
A	GA8931	1	Liquid Fertilizer Piston Pump Flow Divider Complete, 12 Outlet (Model FD-1200)



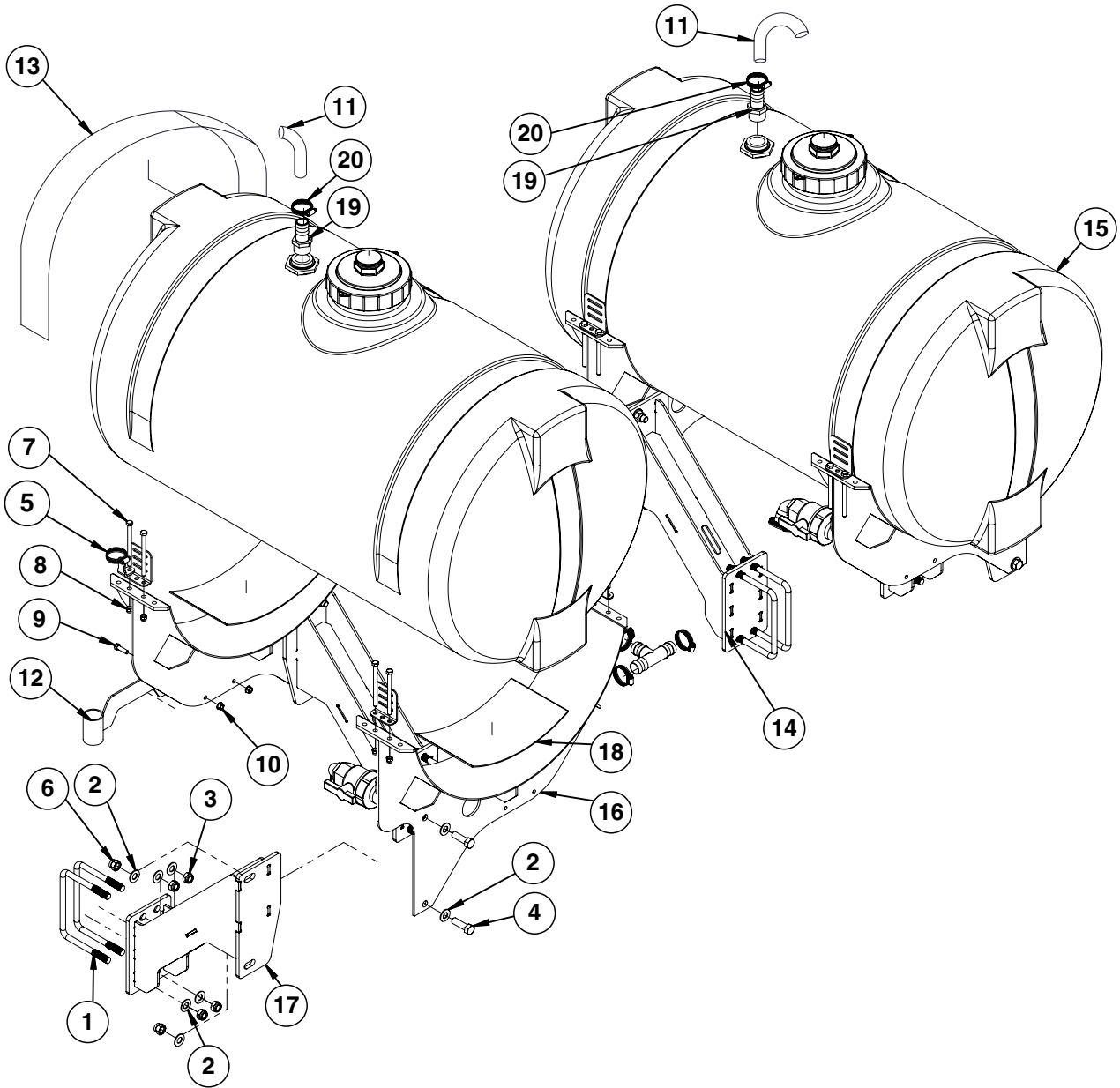
ITEM	PART NO.	QTY.	DESCRIPTION
1	G19010-015-30208	6	Opener Tube Holder
2	G10018601	1	Center Fertilizer Bar
3	G1008701	2	Wing Fertilizer Bar
4	G19010-018-00001	6	U-Bolt, M16-2 x 170 mm
5	G12033	12	Hex Nut, M16-2.0
6	G11391	20	Flat Washer, 5/8" SAE
7	G11389	38	Flat Washer, 1/2" Plated SAE
8	G10397	3	Hex Head Cap Screw, 1/2"-13 x 2 3/4"
9	GD13287	16	U-Bolt, 1 1/2" x 2 1/2" x 1/2"-13
10	G10111	35	Lock Nut, 1/2"-13
11	G10248301	4	U-Bolt, 80 mm x 120 mm, M16 x 2
12	G12016	8	Hex Lock Nut, M16-2.0
13	G10247601	1	Opener Tube Mount
14	G10248101	1	Openre Tube Mount

FOC007(PT25e/FRTZ208)



ITEM	PART NO.	QTY. (Per Assy.)	DESCRIPTION
1	GA8483	1	Bracket
2	G10938	1	Grease Fitting, 1/4"-28, Taper Threads
3	G10451	2	Cotter Pin, 1/8" x 1"
4	GD1657	1	Lockup Pin
5	GD0962	1	Hex Head Adjusting Bolt, 5/8"-18 x 3/4"
	G10499	1	Hex Jam Nut, 5/8"-18, Grade 2
6	GA0328	1	Spring
7	GD0487	1	Bushing, 4 1/4" I.D. x 3 1/2" Long
8	GD30725	-	Machine Bushing, 5/8" (.030" Thick)
9	G10542	12	Rivet, 1/4" x 1 5/16"
10	GD1132	2	Dust Cap
11	G10503	1	Hex Jam Nut, 5/8"-11, Grade 2
	G10504	1	Hex Jam Nut, 5/8"-11, L.H. Thread, Grade 2
12	G10204	2	Special Machine Bushing, 5/8" x 1" O.D.
13	GB0134	2	Hub
14	GA2014	2	Bearing
15	GD11306	2	Disc Blade, 3.5 mm x 15"
16	GD2589	1	Inner Scraper
17	GA0312	1	Mount
18	G10019	1	Hex Head Cap Screw, 5/16"-18 x 1"
	G10232	1	Lock Washer, 5/16"
19	GA1369	-	Drop Tube, Dry Fertilizer
20	GD11705	-	Extension
21	G10681	-	Hose Clamp, No. 6
22	GA8685	-	Drop Tube, Liquid Fertilizer
23	G10133	1	Hex Head Cap Screw, 5/16"-18 x 1 1/2"
	G11386	1	Flat Washer, 5/16" SAE
	G10109	1	Lock Nut, 5/16"-18, Grade 8
24	GA9195	1	Shank
25	GA0810	1	Scraper Mount
26	GD1673	2	Scraper
27	G10305	2	Carriage Bolt, 3/8"-16 x 1"
	G11387	2	Flat Washer, 3/8" SAE
	G10229	2	Lock Washer, 3/8"
	G10101	2	Hex Nut, 3/8"-16
28	G10045	1	Hex Head Cap Screw, 1/2"-13 x 4 1/2"
	G10111	1	Lock Nut, 1/2"-13
29	G10046	1	Hex Head Cap Screw, 5/8"-11 x 5"
	G10107	1	Lock Nut, 5/8"-11
30	GD13287	2	U-Bolt, 1 1/2" x 2 1/2" x 1/2"-13
	G11389	4	Flat Washer, 1/2" Plated SAE
	G10111	4	Lock Nut, 1/2"-13
31	GA15416	1	Check Valve Assembly
	GA15415	1	Check Valve (Included W/GA15416)
	G11436	2	Hose Barb, 1/4" Male NPT To 3/8" Barb (Included W/GA15416)
A	GA8845	-	Disc Blade and Bearing Assembly (Items 9 and 13-15)

(10245701)



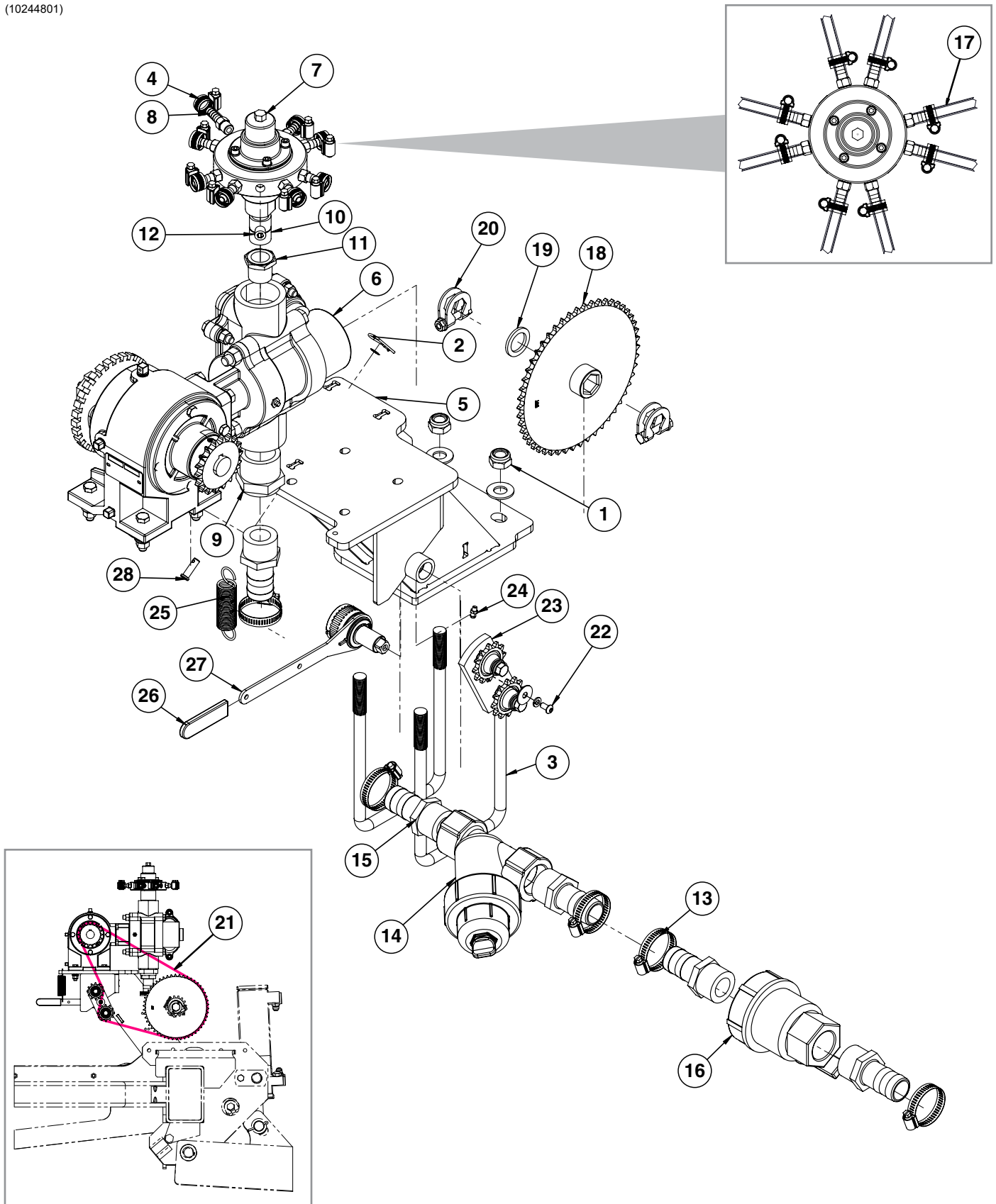
Liquid Fertilizer Tanks Assembly

M0317-02

Model 3035

ITEM	PART NO.	QTY.	DESCRIPTION
1	G19010-018-00001	8	U-Bolt, M16-2 x 170
2	G11391	32	Flat Washer, 5/8" SAE
3	G12016	16	Hex Lock Nut, M16-2.0
4	G10008	8	Hex Head Cap Screw, 5/8"-11 x 2"
5	GD11123	8	Anchor
	G10674	2	Hose Clamp, No. 24
	GD20060	2	Hose Bracket
6	G10107	8	Lock Nut, 5/8"-11
7	G10485	16	Hex Head Cap Screw, 3/8"-16 x 5"
8	G10901	16	Lock Nut, 3/8"-16
9	G10004	4	Hex Head Cap Screw, 3/8"-16 x 1 1/4"
10	G11091	4	Serrated Flange Nut, 3/8"-16
11	G4602-21	2	Black Helix Hose, 1 1/4" x 7.8'
12	GA14112	2	Hose Guide
13	GD11124	4	Strap, 84"
14	G10238601	2	Tank Mount
15	GA14049	2	Tank W/Sealed Lid and Fittings, 150 Gallon
16	GA7133	4	Tank Mount (2 Per Tank)
17	G10239101	2	Tank Mount
18	GD1862	4	Tank Pad, 8' x 14' Roll
19	G10626	2	Adapter, 1 1/4" NPT To Barb
20	G10674	2	Hose Clamp, No. 24

(10244801)

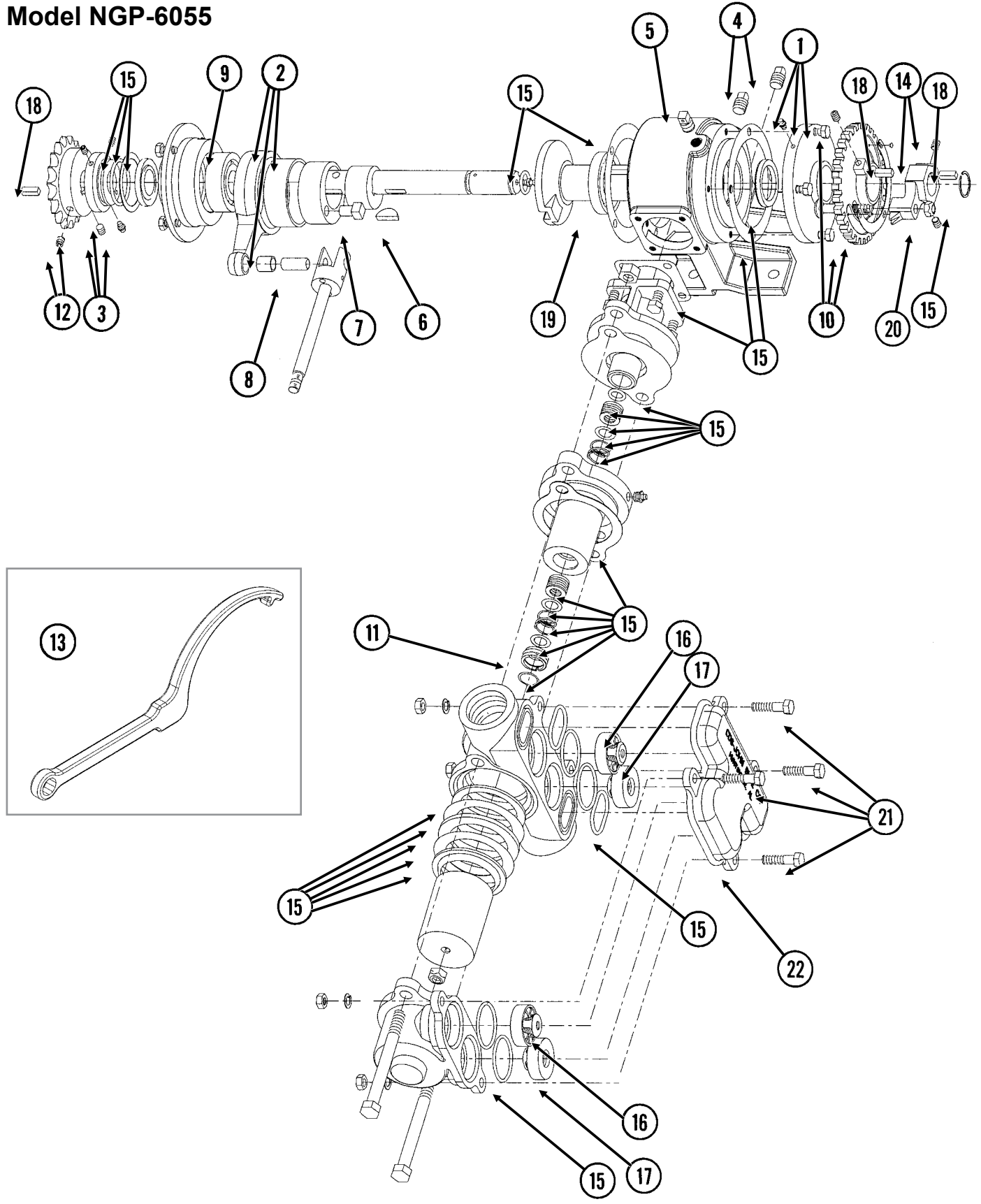


ITEM	PART NO.	QTY.	DESCRIPTION
1	G11391	4	Flat Washer, 5/8" SAE
	G12016	4	Hex Lock Nut, M16-2.0
2	G10409	1	Retaining Ring, 5/16"
	G10670	1	Hair Pin Clip, No. 3
3	G10239201	2	U-Bolt, M16 x 2
4	G10681	16*	Hose Clamp, No. 6
5	G10239301	1	Pump Mount
6	GA12330	1	"Liquid Fertilizer Piston Pump" on page P116
7	GA8931	1	"Liquid Fertilizer Piston Pump Flow Divider" on page P107
8	GD11700	8	Adapter, 1/4" NPT To 3/8" Barb
9	G10615	1	Reducing Bushing, 1 1/2" Male NPT To 1 1/4" Female
10	G10994	1	Close Nipple, 3/4" NPT, Stainless Steel
11	G11237	1	Reducing Bushing, 1 1/2" Male NPT To 3/4" Female
12	G10350	4	Hex Socket Head Plug, 1/4" NPT, Stainless Steel
13	G10674	5	Hose Clamp, No. 24
14	GA3893	1	Strainer Complete
15	G10626	5	Adapter, 1 1/4" NPT To Barb
16	GA4976	1	Shutoff Valve, 1 1/4" NPT
17	G4301-04	1	Hose, 3/8" x 100'
18	GA5194	1	Sprocket, 50 Tooth
19	G10233	1	Machine Bushing, 1 1/2" x 1/32", 10 Gauge (.1345")
20	GA11331	2	Hex Lock Clamp Assembly
21	G3310-94	1	Chain, No. 40, 94 Pitch Including Connector Link
22	G11100	1	Hex Socket Button Head Cap Screw, 1/4"-20 x 1/2", Grade 8
	G10227	1	Lock Washer, 1/4"
	G11453	1	Fender Washer, 1/4"
23	GA7336	1	Idler
24	G10640	1	Grease Fitting, 1/4"-28
25	GD5857	1	Spring
26	G11078	1	Vinyl Cap
27	GA10032	1	Wrap Spring Wrench Assembly
28	G10478	1	Clevis Pin, 5/16" x 1"

*(8) for attaching hose ends to the Flow Divider, another (8) for attaching hose ends to Fertilizer Openers.

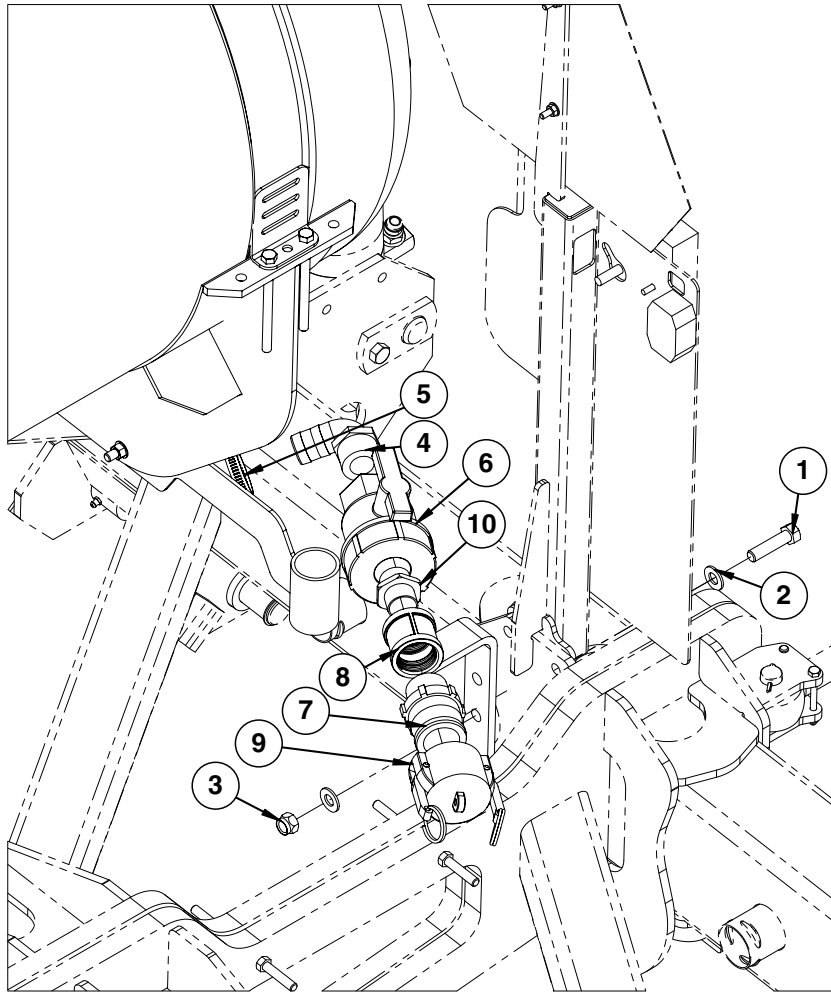
(A12335a/GR1808)

Model NGP-6055



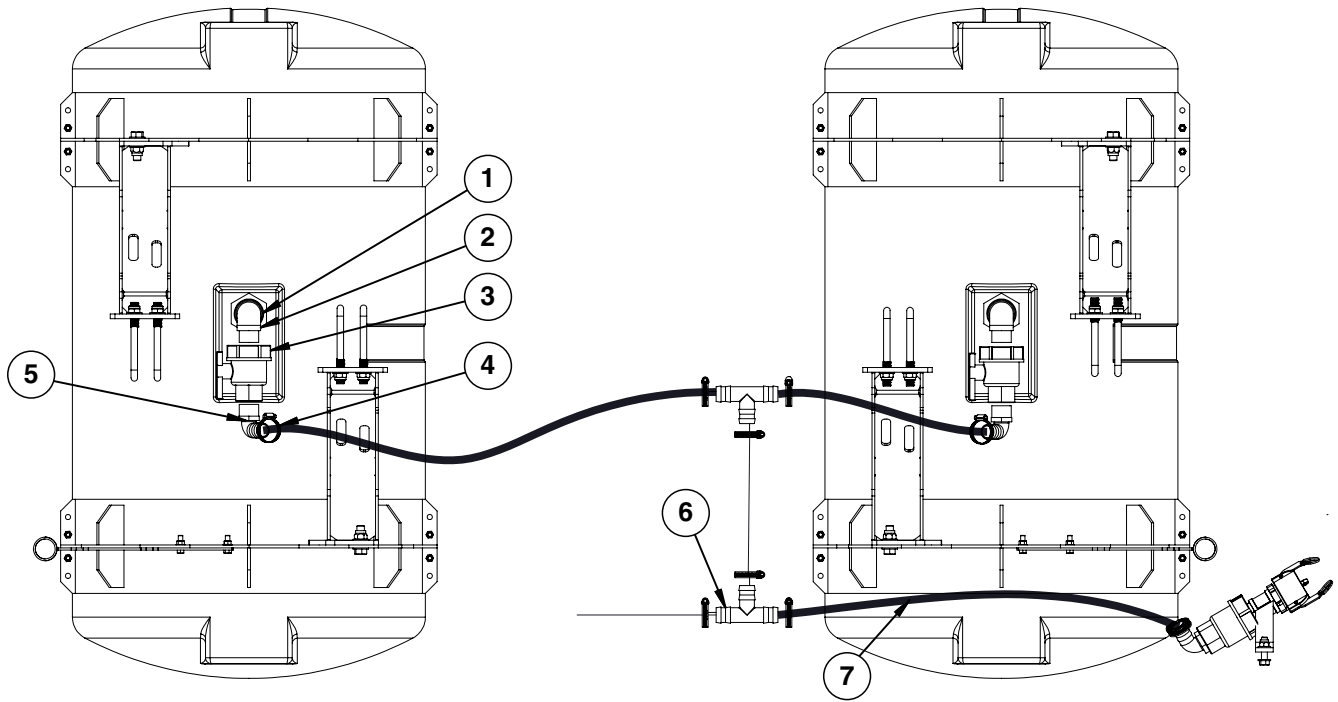
ITEM	PART NO.	QTY.	DESCRIPTION
1	GR1804	1	Flange Cover Assembly
	G10991	4	Hex Head Cap Screw, 5/16"-18 x 7/8"
2	GR1802	1	Connecting Rod Assembly
3	GR1801	1	Spacer Assembly
	G10693	3	Hex Socket Head Set Screw, 5/16"-18 x 3/8"
4	GR1123	2	Plug
5	GR1543	1	Vent Plug
6	GR1112	1	Woodruff Key
7	GR1120	1	Eccentric Pin
8	GR1124	1	Pin
9	GR1104	1	Bearing
10	GR1805	1	Setting Hub Assembly
11	GR1134	1	Stuffing Box Insert
12	GR1389	1	Sprocket, 18 Tooth
13	GR1808	1	Adjustment Wrench
14	GR1806	1	Setting Pointer Assembly
15	GR1795	1	Repair Kit, Includes: (6) Gaskets, (9) O-Rings, (4) Washers, (1) Retaining Ring, (2) Oil Seals, (1) Snap Ring, (1) Thrust Washer, (1) Rod Bushing, (2) Flange Plunger Packings, (2) Packing Springs, (2) Rod Vee Packing Sets
16	GR1799	2	Discharge Valve Assembly
17	GR1797	2	Suction Valve Assembly
18	GR1118	3	Setting Arm Key
19	GR1116	1	Bearing
20	G10306	1	Carriage Bolt, 3/8"-16 x 2"
	G10108	1	Lock Nut, 3/8"-16
21	G10003	4	Hex Head Cap Screw, 3/8"-16 x 1 1/2"
	G11387	4	Flat Washer, 3/8" SAE
	G10229	4	Lock Washer, 3/8"
	G10101	4	Hex Nut, 3/8"-16
22	GR2003	1	Valve Cover
A	GA12330	-	Piston Pump Complete W/18 Tooth Sprocket (Model NGP-6055)

(10245701)



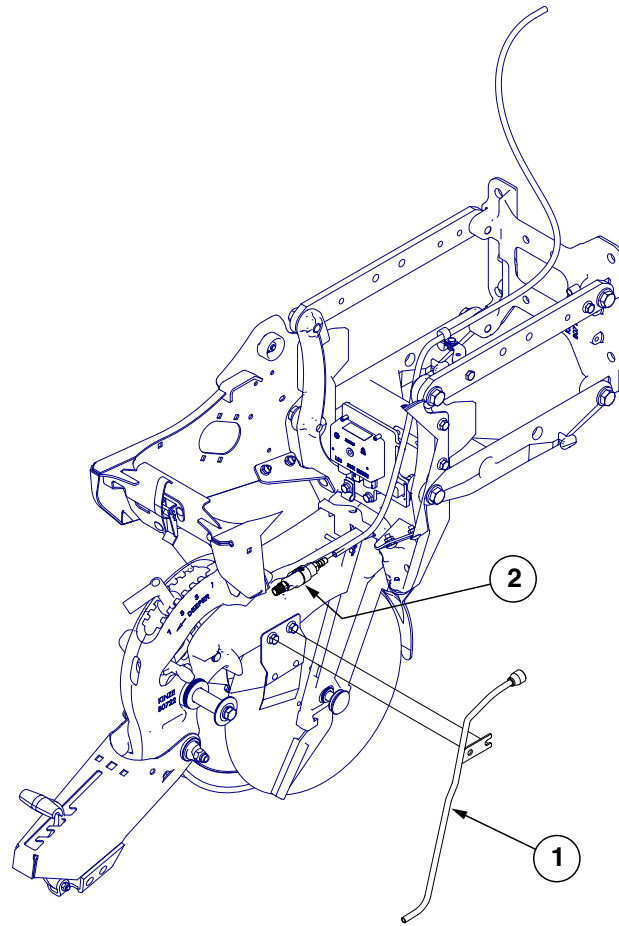
ITEM	PART NO.	QTY.	DESCRIPTION
1	G10016	1	Hex Head Cap Screw, 1/2"-13 x 2"
2	G11389	2	Flat Washer, 1/2" Plated SAE
3	G10111	1	Lock Nut, 1/2"-13
4	G10629	1	Elbow, 90°, 1 1/4" NPT To Barb
5	G10674	1	Hose Clamp, No. 24
6	GA4976	1	Shutoff Valve, 1 1/4" NPT
7	GD1514	1	Adapter, 1 1/4" Male NPT To Cam Lock
8	GA5917	1	Quick Fill Mount
9	GD1515	1	Dust Cap, 1 1/4" Cam Lock
10	G10619	1	Close Nipple, 1 1/4" NPT

(10245701)



ITEM	PART NO.	QTY.	DESCRIPTION
1	G10619	2	Close Nipple, 1 1/4" NPT
2	G10887	2	Elbow, 90°, 1 1/4" Male NPT To Female
3	GA4976	2	Shutoff Valve, 1 1/4" NPT
4	G10674	8	Hose Clamp, No. 24
5	G10629	2	Elbow, 90°, 1 1/4" NPT To Barb
6	G10633	2	Tee, 1 1/4" Barb
7	G4200-02	1	Hose, 1 1/4" x 27'

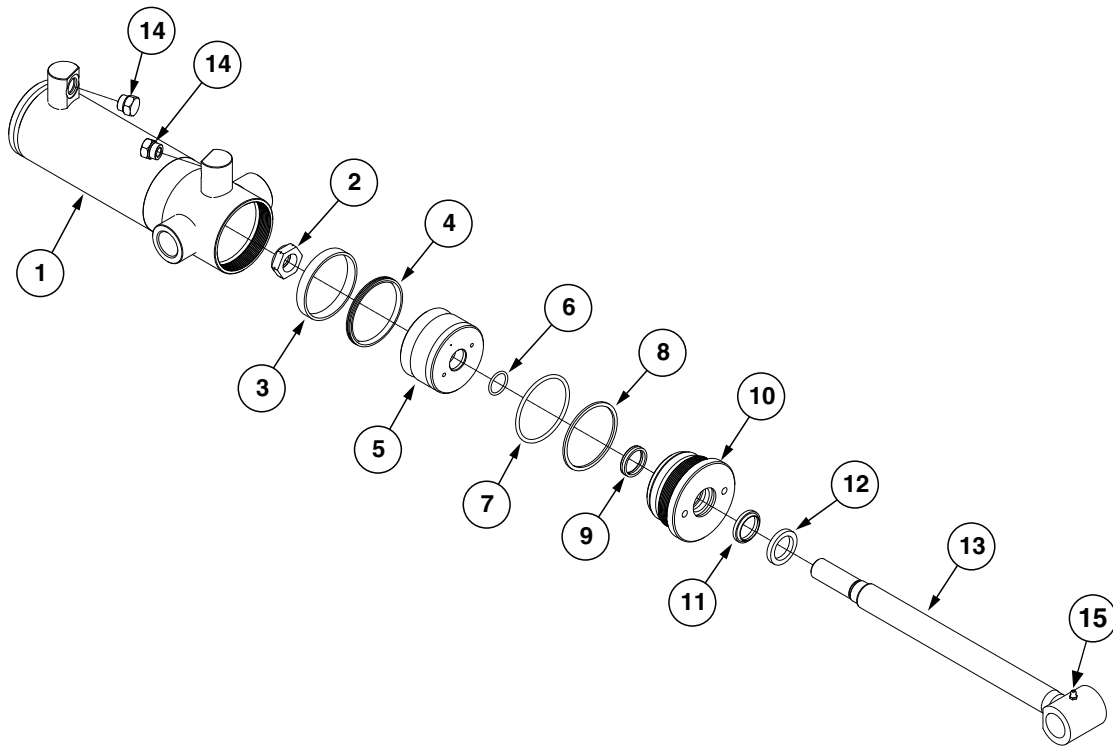
(A18821a)



ITEM	PART NO.	QTY.	DESCRIPTION
1	GA18822	-	Liquid Fertilizer Tube
2	GA20583	-	Check Valve Assembly

This page left blank intentionally.

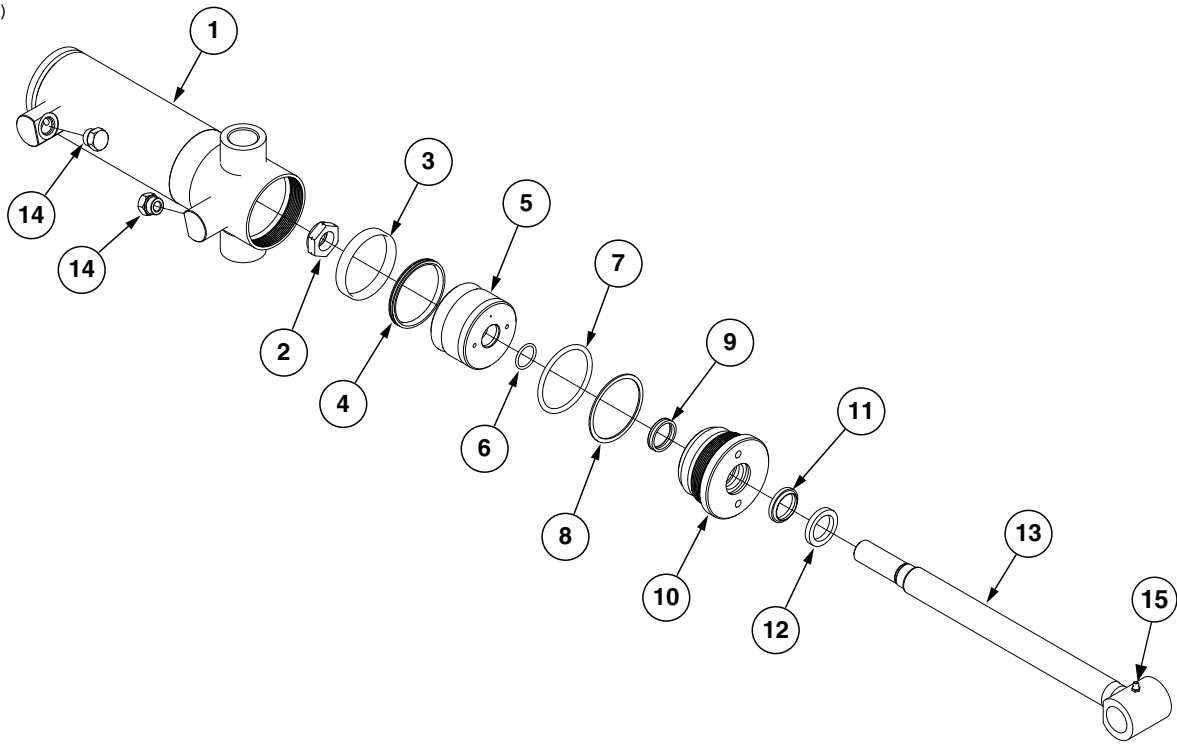
(IP1523)



ITEM	PART NO.	QTY.	DESCRIPTION
1	A4295	1	Barrel (Non-Stock Item)
2	GD27235	1	Nylon Lock Nut, 1"-14, Grade 8
3	*D12056	1	Wear Ring
4	GA26168	1	Piston Seal
5	GA21112	1	Piston
6	*D29649	1	O-Ring, No. 215
7	*D12231	1	O-Ring, No. 338
8	*D12232	1	BU Ring
9	*D12251	1	U-Cup
10	*D12507	1	Gland
11	*D12210	1	Wiper
12	*D12102	1	Ring
13	GA27183	1	Rod
14	G6408-08 GR1037	2 -	Plug W/O-Ring, 3/4"-16 O-Ring O-Ring
15	G10640	1	Grease Fitting, 1/4"-28
A	GA27182	-	Cylinder Complete, 3 1/2" x 8" (Part Number Stamped On Barrel)
B	GR2228	-	Seal Kit, Includes: (1) Wiper, (3) O-Rings, (1) BU Ring, (1) T-Seal, (1) Wear Ring, (1) U-Cup

*Item is part of seal kit, item can not be purchased individually.

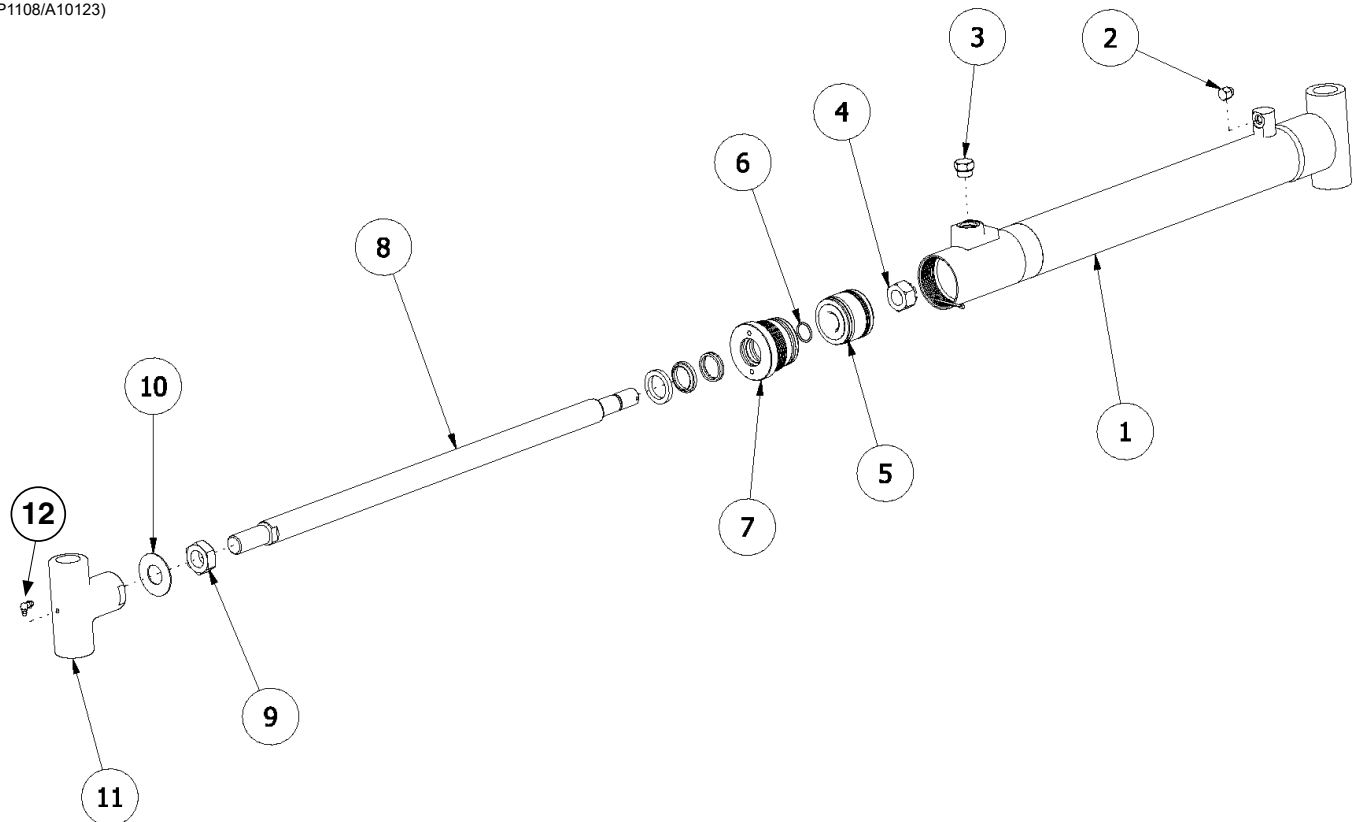
(IP1524/A21104)



ITEM	PART NO.	QTY.	DESCRIPTION
1	A7538	1	Barrel (Non-Stock Item)
2	GD27235	1	Nylon Lock Nut, 1"-14, Grade 8
3	*D12038	1	Wear Ring
4	GA26167	1	Piston Seal
5	GA21105	1	Piston
6	GD29649	1	O-Ring, No. 215
7	*D12227	1	O-Ring, No. 336
8	*D12228	1	Back-Up Ring
9	*D12251	1	U-Cup
10	*D12505	1	Gland
11	*D12210	1	Wiper
12	*D12102	1	Ring
13	GA21106	1	Rod
14	G6408-08	2	Plug W/O-Ring, 3/4"-16 O-Ring
	GR1037	-	O-Ring
15	G10640	1	Grease Fitting, 1/4"-28
A	GA21104	-	Cylinder Complete, 3 1/4" x 8" (Part Number Stamped On Barrel)
B	GR2225	-	Seal Kit, Includes: (1) Wiper, (1) U-Cup, (3) O-Rings, (1) BU Ring, (1) T-Seal, (1) Wear Ring

*Item is part of seal kit, item can not be purchased individually.

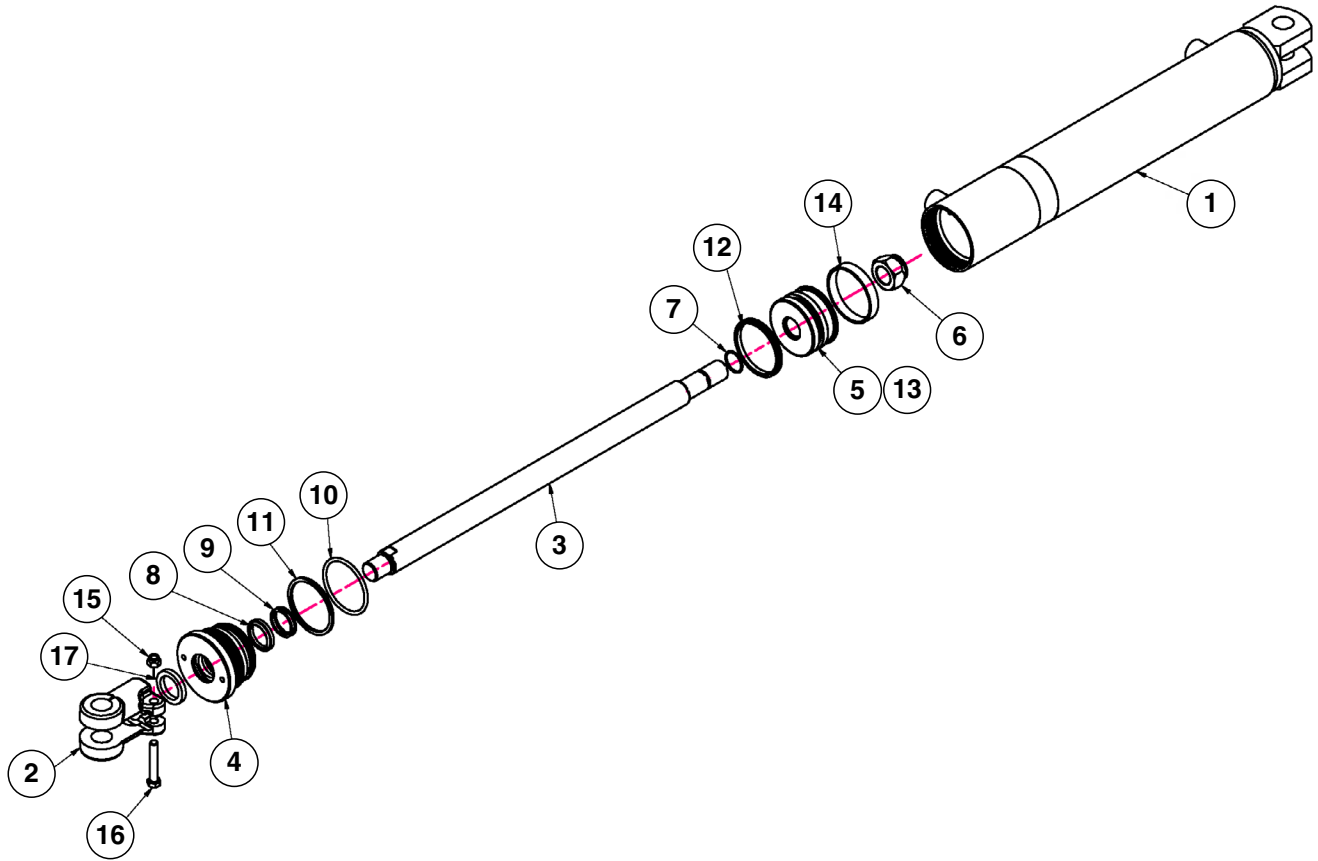
(IP1108/A10123)



ITEM	PART NO.	QTY.	DESCRIPTION
1	A8836	1	Barrel (Non-Stock Item)
2	G6408-04	1	Plug W/O-Ring, 7/16"-20 O-Ring
	GR1465	-	O-Ring
3	G6408-08	1	Plug W/O-Ring, 3/4"-16 O-Ring
	GR1037	-	O-Ring
4	G10969	1	Lock Nut, 7/8"-14
5	GD11983	1	Piston
	GA24473	1	Piston Seal Assembly, 2 1/2"
	*D12012	1	Piston Ring, 2 1/2"
6	*D12214	1	O-Ring
7	GD10207	1	Gland
	*D12251	1	U-Cup Lip Seal
	*D12008	1	Back-up Ring
	*D12212	1	O-Ring
	*D12210	1	Rod Wiper
	*D12213	1	Back-Up Ring
	*D12102	1	Cast Iron Ring
8	GD34209	1	Rod
9	G10324	1	Hex Jam Nut, 1"-14
10	GD23002	1	Locking Device
11	GD14308	1	Threaded Sleeve End
	G10779	1	Grease Fitting, 90°, 1/4"-28
12	G10640	1	Grease Fitting, 1/4"-28
A	GA10123	-	Cylinder Complete, 2 1/2" x 20 1/16" (Part Number Stamped On Barrel)
B	GR1521	-	Seal Kit, Includes: (1) Rod Wiper, (1) U-Cup Lip Seal, (2) O-Rings, (1) BU Ring, (1) T-Seal, (1) Cast Iron Ring

*Item is part of seal kit, item can not be purchased individually.

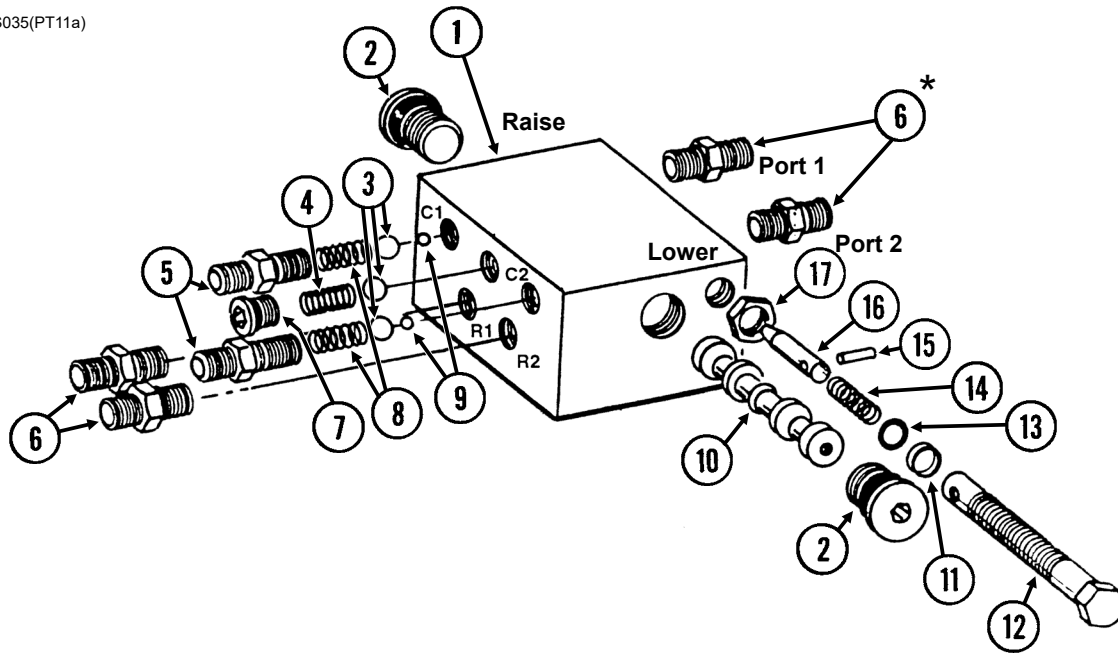
(A8911_INV_custom)



ITEM	PART NO.	QTY.	DESCRIPTION
1	A6524	1	Barrel (Non-Stock Item)
2	GD11950	1	Clevis
3	GD12501	1	Rod
4	GD11999	1	Gland
5	GD12502	1	Piston
6	G10958	1	Lock Nut, 1"-14
7	G6408-08 GR1037	2 -	Plug W/O-Ring, 3/4"-16 O-Ring O-Ring
8	*D12210	1	Wiper
9	*D12251	1	U-Cup
10	*D12202	1	O-Ring, No. 334
11	*D12203	1	BU Ring
12	*D12226	1	O-Ring, No. 120
13	GA24016	1	Piston Seal
14	*D12047	1	Wear Ring
15	G10108	1	Lock Nut, 3/8"-16
16	G10939	1	Hex Head Cap Screw, 3/8"-16 x 2 1/4"
17	*D12102	1	Lathe Ring
A	GA8911	-	Cylinder Complete, 3" x 16" (Part Number Stamped On Barrel)
B	GR1526	-	Seal Kit, Includes: (1) Wiper, (2) O-Rings, (1) BU Ring, (1) T-Seal, (1) U-Cup, (1) Wear Ring

*Item is part of seal kit, item can not be purchased individually.

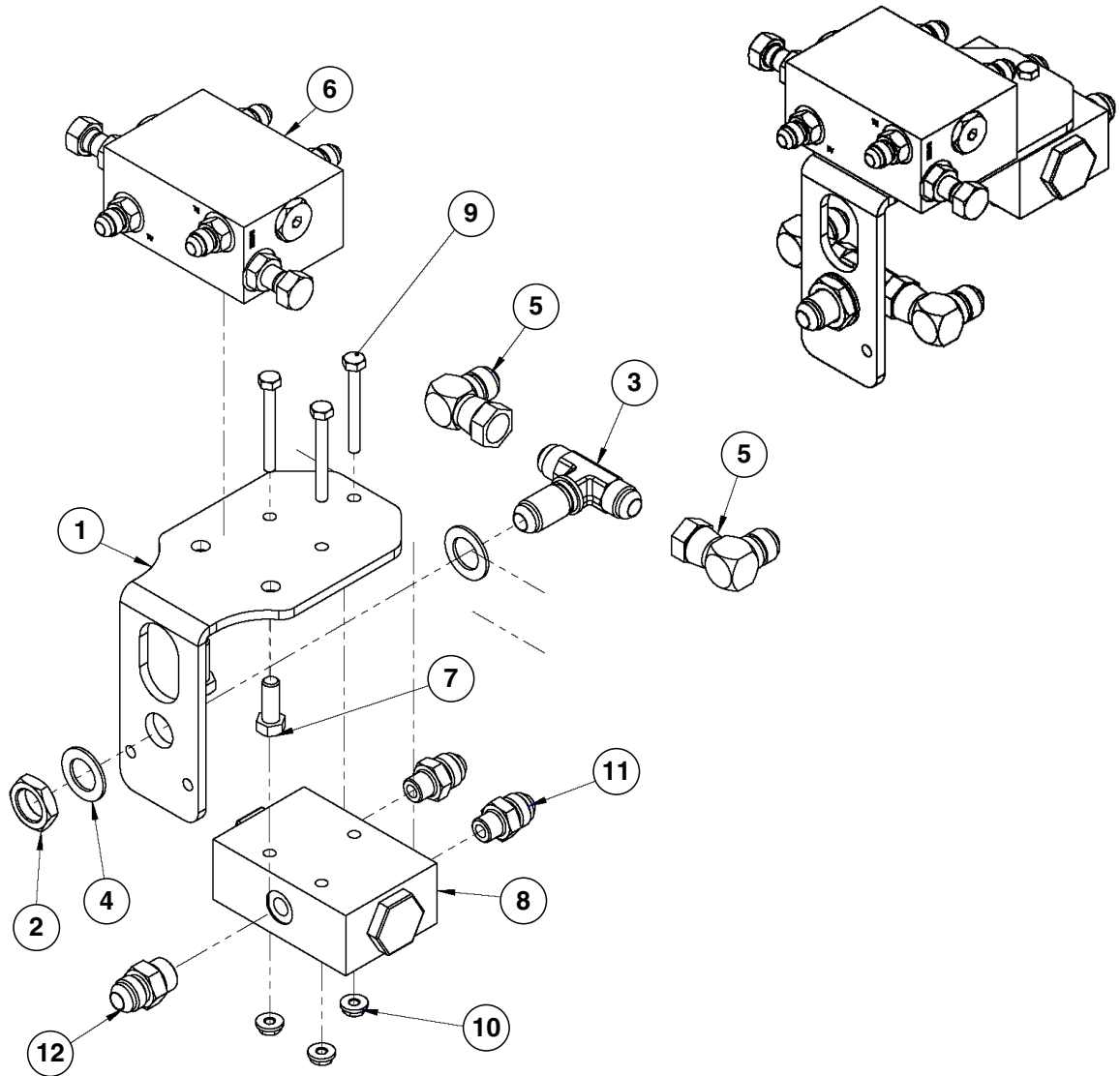
VVB025/PHS035(PT11a)



ITEM	PART NO.	QTY.	DESCRIPTION
1	---	-	Valve Body (Non-Stock Item)
2	GR1047	2	Hex Socket Plug W/O-Ring
	GR1037	-	O-Ring
3	GR1044	3	7/16" Check Ball
4	GR1033	1	Detent Spring
5	GR1032	2	Port Adapter W/O-Ring
	GR1045	-	O-Ring
6	*G6400-06	4	Connector W/O-Ring, 1/16"-18 Male 37° JIC To 1/16"-18 O-Ring
	GR1045	-	O-Ring
7	GR1034	1	Hex Socket Plug W/O-Ring
	GR1035	-	O-Ring
8	GR1036	2	Spring
9	GR1043	2	1/4" Steel Ball
10	---	-	Spool (Non-Stock Item)
11	GR1041	2	Teflon BU Ring
12	GR1042	2	Adjustment Screw
13	GR1040	2	O-Ring
14	GR1046	2	Compression Spring
15	GR1039	2	Spring Pin
16	GR1038	2	Needle
17	GR1048	2	Hex Jam Nut, 1/2"-20
A	GA5552	-	Valve Assembly Complete (Items 1-17)
B	GA5572	-	Flow Control Portion Only (Items 11-17)

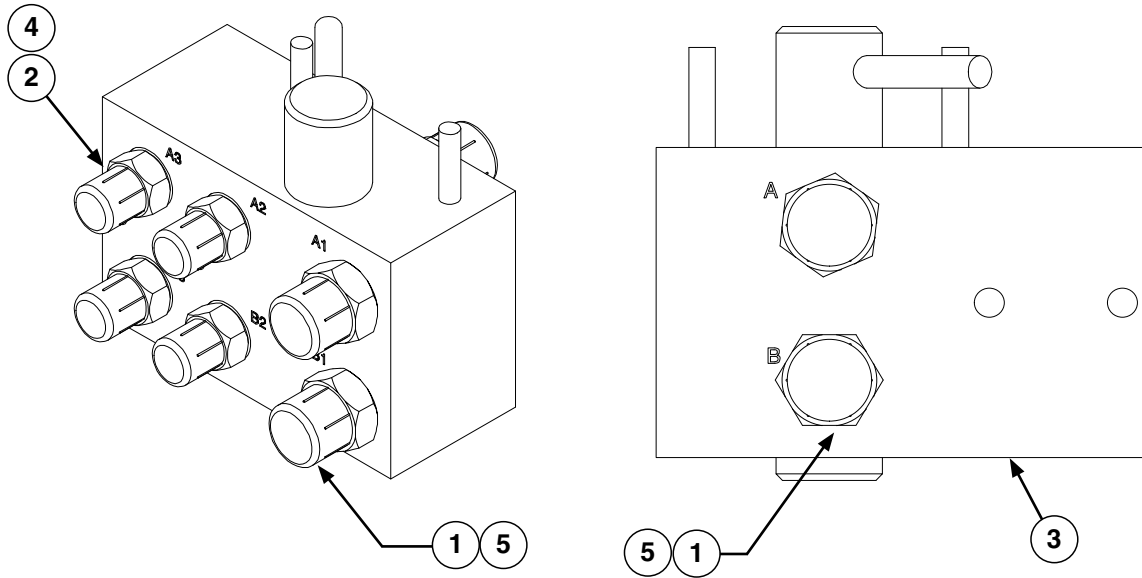
*Not used on sizes with 3/8" hoses.

(KE19010-020-01000)



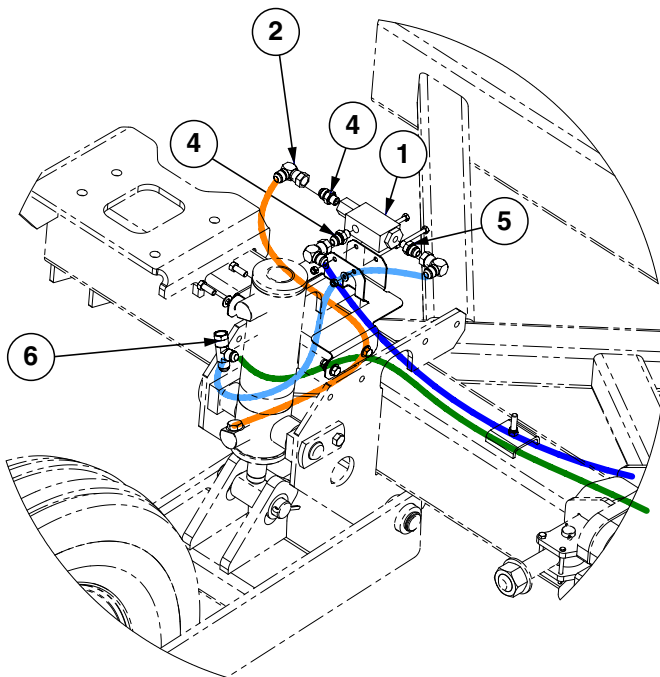
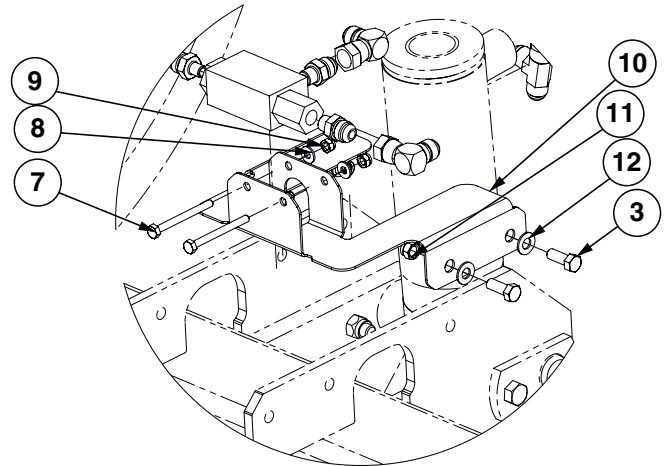
ITEM	PART NO.	QTY.	DESCRIPTION
1	G19010-020-00041	1	Hydraulic Block Mount
2	G306-08	2	Lock Nut, 3/4"-16
3	G2703-08	2	Bulkhead Tee 7/8"-14 Male JIC To 3/4"-16 JIC
4	G10215	2	Machine Bushing, 3/4", 14 Gauge (.0747")
5	G6500-08	4	Swivel Elbow, 90°, 3/4"-16 Male JIC To 9/16"-18 Female
6	GA5552	1	"Row Marker Sequencing/Flow Control Valve" on page P125
7	G10001	2	Hex Head Cap Screw, 3/8"-16 x 1"
8	G19010-020-00030	1	Flow Control Valve
9	G10880	3	Hex Head Cap Screw, 1/4"-20 x 2 1/4"
10	G10621	3	Serrated Flange Nut, 1/4"-20
11	G3800-08-06	2	Adapter, 3/8"-19 BSP to 3/4"-16 JIC
12	G3800-08-08	1	Adapter, 1/2"-14 BSP to 3/4"-16 JIC

(A26111)



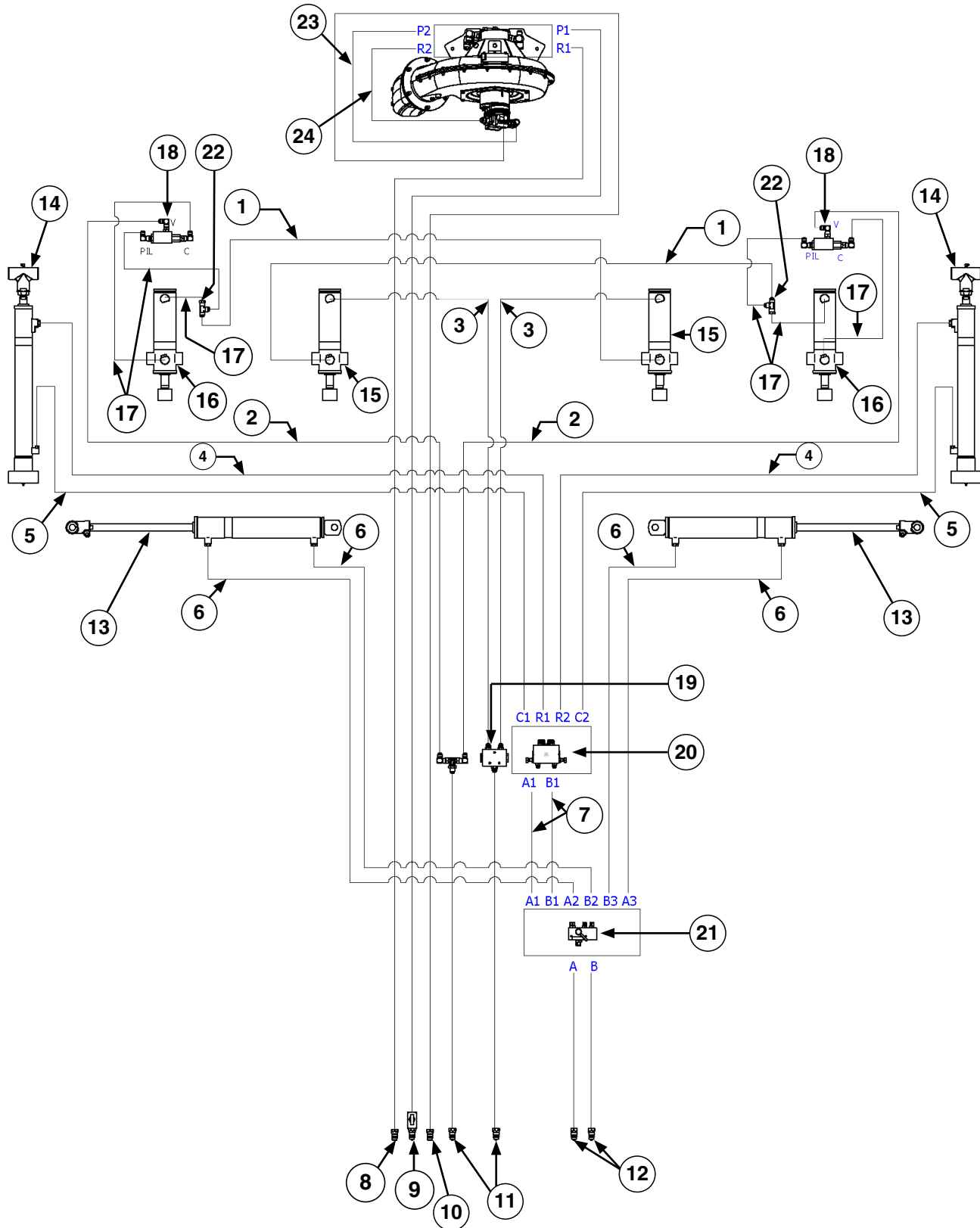
ITEM	PART NO.	QTY.	DESCRIPTION
1	G6400-08-06	4	Connector W/O-Ring, 3/4"-16 Male JIC To 9/16"-18 O-Ring
2	G6400-06	4	Connector W/O-Ring, 9/16"-18 Male JIC To O-Ring
3	GA24857	1	Selector Valve Assembly
4	G10491	4	Thread Protector, 9/16"-18
5	G10492	4	Thread Protector, 3/4"-16

(KE19010-020-00020)



ITEM	PART NO.	QTY.	DESCRIPTION
1	G19010-020-00040	2	PO Check Valve
2	G6500-08	6	Swivel Elbow, 90°, 3/4"-16 Male JIC To Female
3	G10004	8	Hex Head Cap Screw, 3/8"-16 x 1-1/4"
4	G3800-08-06	4	Adapter, 3/8-19 BSP x 3/4-16 JIC
5	G3800-08-04	2	Adapter, 1/4-19 BSP x 3/4-16 JIC
6	G6602-08	2	Swivel Tee, 3/4"-16 JIC
7	G10746	4	Hex Head Cap Screw, 1/4"-20 x 2 3/4"
8	G11385	4	Flat Washer, 1/4" SAE
9	G10110	4	Lock Nut, 1/4"-20, Grade B
10	G10325201	2	Tee Holder
11	G10108	8	Lock Nut, 3/8"-16
12	G11387	8	Flat Washer, 3/8" SAE

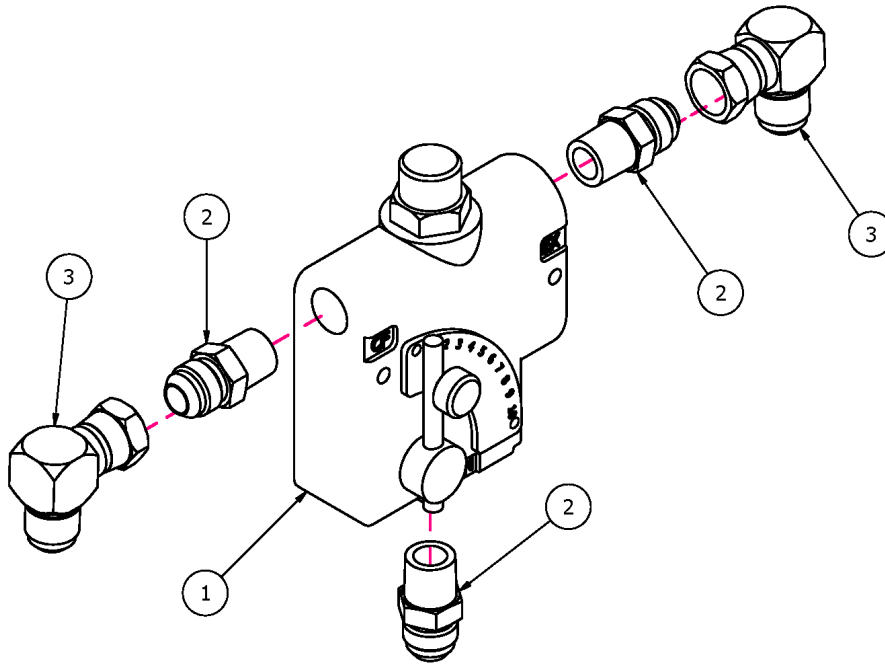
(KE19010-020-00010)



ITEM	PART NO.	QTY.	DESCRIPTION
1	*A1097	-	Hose Assembly, 3/8" x 288"
2	*A1028	-	Hose Assembly, 3/8" x 186"
3	*A3137	-	Hose Assembly, 3/8" x 140"
4	*A15086-216	-	Hose Assembly, 3/8" x 216" (06F - 08F)
5	*A15086-224	-	Hose Assembly, 3/8" x 224" (06F - 08F)
6	*A1113	-	Hose Assy 1/4" x 80" (06F - 06F)
7	*A15092-16.25	-	Hose Assembly, 3/8" x 16.25" (06F - 08F)
8	*A21548-225	-	Hose Assembly, 5/8" x 225" (1/2" Male NPTF - 12F)
	GA26924-06	-	Hose Label Cover Assembly, Green RR (Return)
9	*A18684-225	-	Hose Assembly, 1/2" x 225" (1/2" Male NPTF - 10F)
	GA11650	-	Needle Valve
	GD36866	-	Spacer Fitting, 1/2" NPTF
	GA26924-05	-	Hose Label Cover Assembly, Green PP (Pressure)
10	*A26937-230	-	Hose Assembly, 3/8" x 230" W/Tip (1/2" M NPTF - 08F)
	GA26924-11	-	Hose Label Cover Assembly, Orange CD (Case Drain)
11	*A26936-198	-	Hose Assembly W/Tip, 3/8" x 198" (1/2" Male NPTF - 08F)
12	*A26936-191	-	Hose Assembly, 3/8" x 191" (1/2" Male NPTF - 08F)
13	---	-	"Hydraulic Wing Fold Cylinder" on page P124
14	---	-	"Row Marker Cylinder" on page P123
15	---	-	"Slave Lift Cylinder" on page P122
16	---	-	"Master Lift Cylinder" on page P121
17	*A1000	-	Hose Assembly, 3/8" x 15" (08F-08F)
18	G19010-020-00040	2	PO Check Valve
	G6500-08	6	Swivel Elbow, 90°, 3/4"-16 Male JIC To Female
	G3800-08-06	4	Adapter, 3/8"-19 BSP x 3/4"-16 JIC
	G3800-08-04	2	Adapter, 1/4"-19 BSP x 3/4"-16 JIC
19	G19010-020-00030	2	Flow Control Valve
20	---	-	"Row Marker Sequencing/Flow Control Valve" on page P125
21	---	-	"Selector Valve Assembly" on page P127
22	G6602-08	2	Swivel Tee, 3/4"-16 JIC
23	*A8262	-	Hose Assembly, 1/2" x 36" (10F - 10F)
24	*A11498	-	Hose Assembly, 5/8" x 52" (12F - 12F)

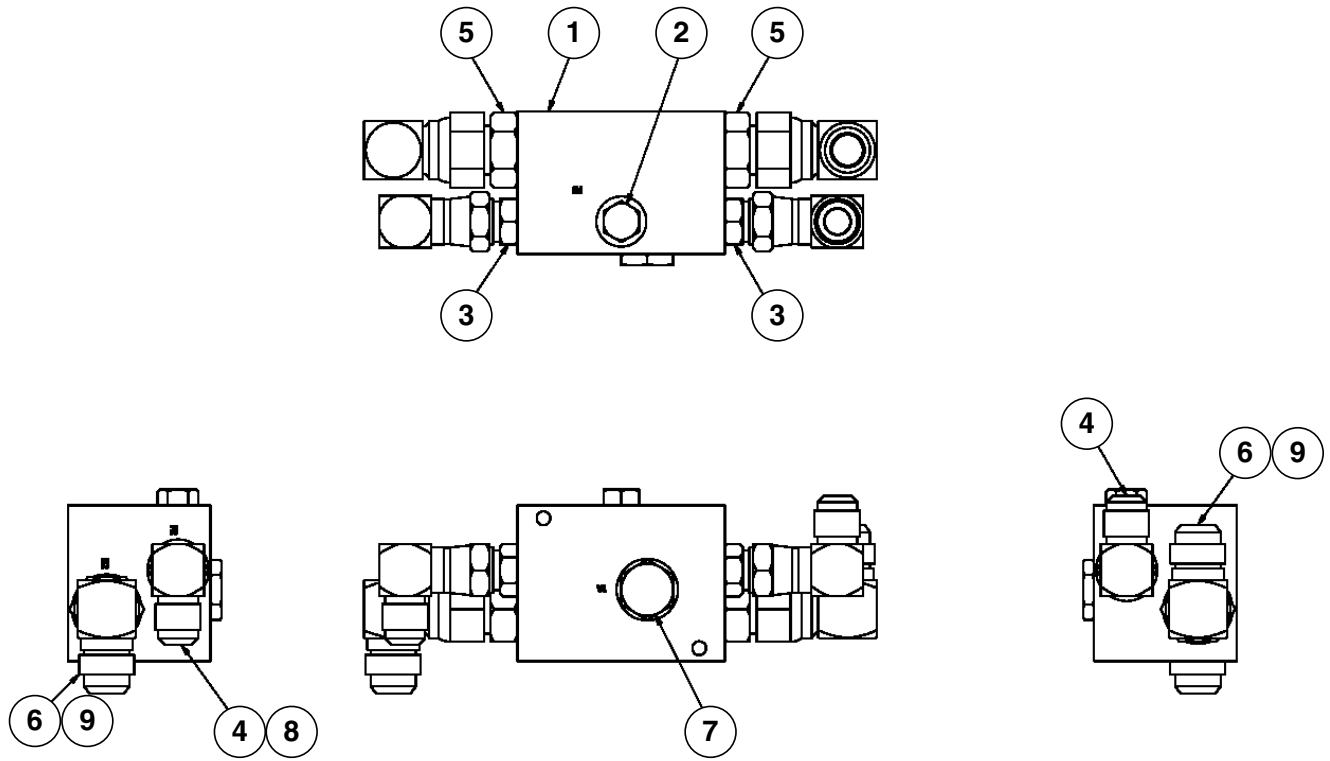
*Hydraulic hose is not stocked by Kinze Repair Parts.

(A22305)



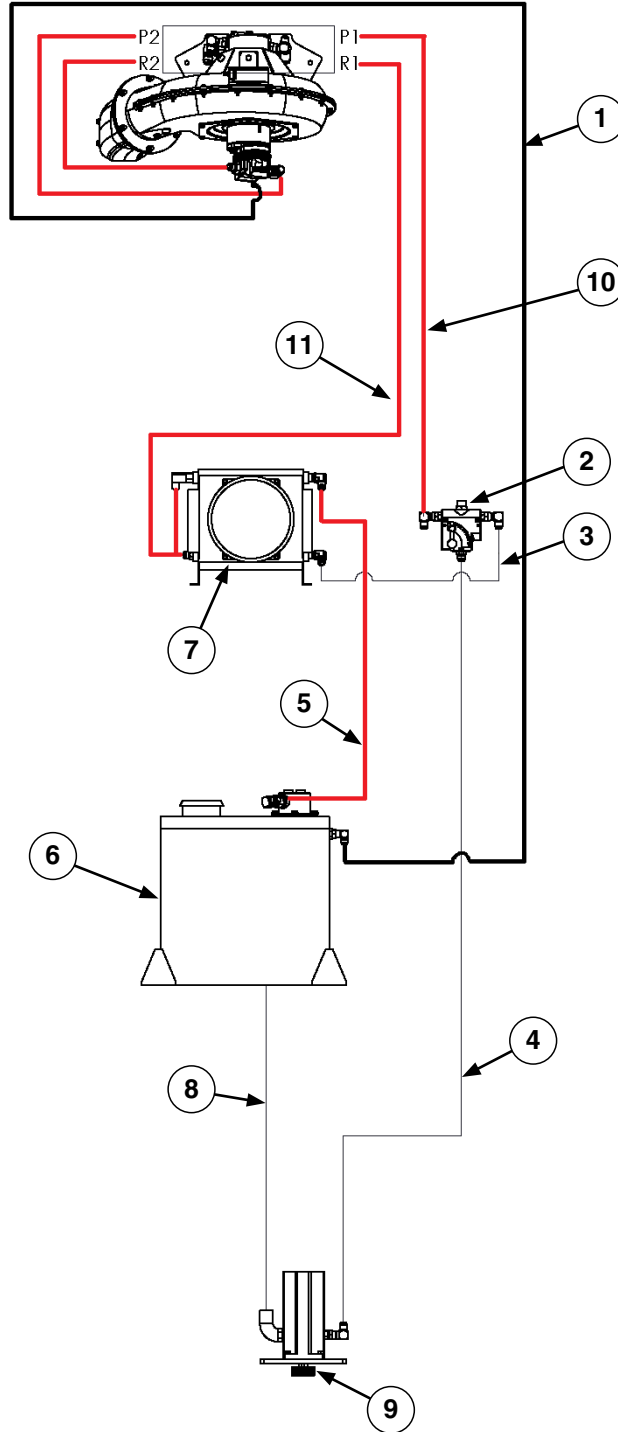
ITEM	PART NO.	QTY.	DESCRIPTION
1	GA10918	1	Flow Control Valve
2	G2404-10-08	3	Straight Male Adapter, 7/8"-14 JIC x 1/2" NPT
3	G6500-10	2	Swivel Elbow, 90°, 7/8"-14 Male JIC To Female

(A14531)






ITEM	PART NO.	QTY.	DESCRIPTION
1	GD19123	1	Vacuum Fan Override Valve Block
2	G6408-06 GR1045	1 -	Plug W/O-Ring, 9/16"-18 O-Ring O-Ring
3	G6400-10-08 GR1037	2 -	Connector W/O-Ring, 7/8"-14 Male JIC To 3/4"-16 O-Ring O-Ring
4	G6500-10	2	Swivel Elbow, 90°, 7/8"-14 Male JIC To Female
5	G6400-12-10	2	Connector W/O-Ring, 1 1/16"-12 JIC To 7/8"-14 O-Ring
6	G6500-12	2	Swivel Elbow, 90°, 1 1/16"-12 Male JIC To Female
7	GA4293	1	Check Valve Cartridge
8	G10493	1	Thread Protector, 7/8"-14
9	G11139	1	Thread Protector, 1-1/16"-12

(KE19010-021-00010)

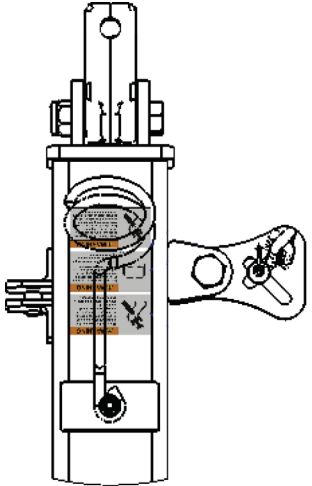








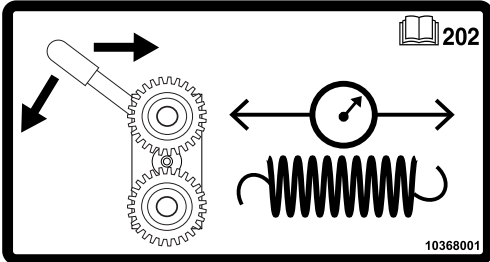
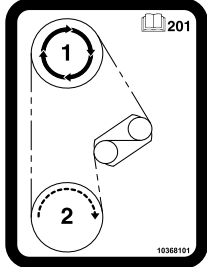
ITEM	PART NO.	QTY.	DESCRIPTION
1	*A25400-138	-	Hose Assembly, 3/8" x 138" (08F-08F)
2	---	-	"Bypass Valve Assembly" on page P131
3	*A18666-24	-	Hose Assembly, 1/2" x 24" (10F-10F)
4	*A18666-100	-	Hose Assembly, 1/2" x 100" (10F-10F)
5	*A11480	-	Hose Assembly, 5/8" x 27" (12F-12F)
6	---	-	"Hydraulic Tank" on page P40
7	---	-	"Cooler Fan Assembly" on page P39
8	*A12990-90	-	Hose Assembly, 1" x 90" (16F-16F)
9	---	-	"PTO Pump" on page P42
10	*A18666-164	-	Hose Assembly, 1/2" x 164" (10F - 10F)
11	*A21527-172	-	Hose Assembly, 5/8" x 172" (12F-12F)

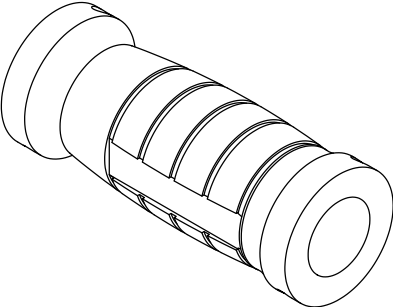

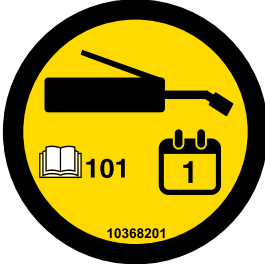
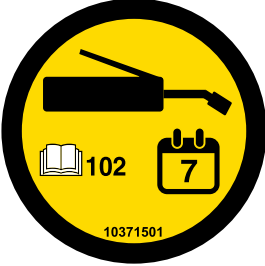
*Hydraulic hose is not stocked by Kinze Repair Parts.

	<p>Part No.: GD2199 Description: SMV Sign Quantity: 1</p>
 <p>Conventional Row Marker</p>	<div data-bbox="1003 609 1263 867">  </div> <p>Part No.: G10366901 Description: Decal, Warning (2021 Production and on) Quantity: 1 (Per Row Marker Cylinder - Conventional) 4 (2 Per Row Marker)</p>





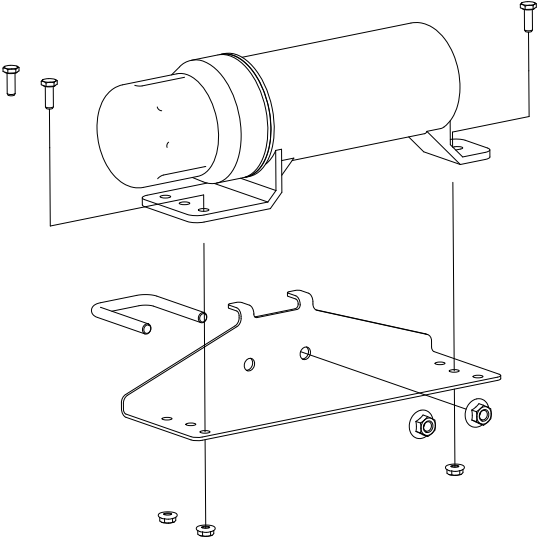

<p style="text-align: center;">G7100-261 G7100-262</p> <p style="text-align: center;">G7100-557 G7100-559</p>	<p>Part No.: G7100-261 Description: Reflective Decal, Red, 1¼" x 9", Die-Cut Quantity: 2 (One per row unit located on the hopper support on the outside row unit on each end of the planter) (if applicable)</p> <p>Part No.: G7100-262 Description: Reflective Decal, Orange, 1¼" x 9", Die-Cut Quantity: 2 (One per row unit located on the hopper support on the second row unit in on each end of the planter) (if applicable)</p> <p>Part No.: G7100-557 Description: Reflective Decal, Red, 2" x 9", Rectangular Quantity: 2 (One per row unit located on the granular chemical hopper panel extension on the outside row unit on each end of the planter) (If applicable)</p> <p>Part No.: G7100-559 Description: Reflective Decal, Orange, 2" x 9", Rectangular Quantity: 2 (One per row unit located on the granular chemical hopper panel extension on the second row unit in on each end of the planter) (if applicable)</p> <p>Part No.: G7100-558 Description: Reflective Decal, Amber, 2" x 9", Rectangular Quantity: 8 (Each side of hitch, planter wings and central frame)</p>
	<p>Part No.: G10367101 Description: Decal, Caution Quantity: 1</p>

	 <p>Part No.: G10367001 Description: Decal, Warning Quantity: 1</p>
	 <p>Part No.: G10367201 Description: Decal, Warning Quantity: 1</p>
	 <p>Part No.: G10367601 Description: Decal, Chemical Warning (2021 Production and on) Quantity: 1 (1 Per Row Unit - Located On Underside Of Granular Chemical Hopper Lid)</p>

	 <p>Part No.: G10367401 Description: Decal, Crush Warning (2021 Production and on) Quantity: 1 (Per Contact Wheel Assembly)</p>
	<p>Part No.: GD1162 Description: Tie Strap, 28"</p> <p>Part No.: GD1512 Description: Tie Strap, 7½"</p> <p>Part No.: GD2117 Description: Tie Strap, 14½"</p> <p>Part No.: GD2984 Description: Tie Strap, 34"</p>
	<p>Part No.: G10368001 Description: Decal, Spring Tension Release Quantity: -</p>
	<p>Part No.: G10368101 Description: Decal, Transmission (2021 Production and on) Quantity: 1</p>

	<p>Part No.: GA26924-01 Description: Hose Label Cover, Red, Extend</p> <p>Part No.: GA26924-02 Description: Hose Label Cover, Red, Retract</p> <p>Part No.: GA26924-03 Description: Hose Label Cover, Blue, Extend</p> <p>Part No.: GA26924-04 Description: Hose Label Cover, Blue, Retract</p> <p>Part No.: GA26924-05 Description: Hose Label Cover, Green, Extend</p> <p>Part No.: GA26924-06 Description: Hose Label Cover, Green, Retract</p> <p>Part No.: GA26924-07 Description: Hose Label Cover, Yellow, Extend</p> <p>Part No.: GA26924-08 Description: Hose Label Cover, Yellow, Retract</p> <p>Part No.: GA26924-09 Description: Hose Label Cover, White, Extend</p> <p>Part No.: GA26924-10 Description: Hose Label Cover, White, Retract</p> <p>Part No.: GA26924-11 Description: Hose Label Cover, Orange, Retract</p>
	<p>Part No.: GD10057-01 Description: Hose Identification Sleeve, Red AA</p> <p>Part No.: GD10057-02 Description: Hose Identification Sleeve, Red BB</p> <p>Part No.: GD10057-03 Description: Hose Identification Sleeve, Blue AA</p> <p>Part No.: GD10057-04 Description: Hose Identification Sleeve, Blue BB</p> <p>Part No.: GD10057-19 Description: Hose Identification Sleeve, Orange CD</p>
	<p>Part No.: G10368201 Description: Decal, Oil/Grease Daily (2021 Production and on) Quantity: -</p>
	<p>Part No.: G10371501 Description: Decal, Oil/Grease Weekly Quantity: -</p>

	<p>Part No.: G10367901 Description: Decal, Instruction Quantity: -</p>
	<p>Part No.: G10367301 Description: Decal, Warning Quantity: -</p>
	<p>Part No.: GR2127MPP Description: Blue Paint, Twelve Aerosol Cans</p>
	<p>Part No.: GR0146MPP Description: Powdered Graphite, Twenty-Four 1 Pound Containers</p>
	<p>Part No.: GR1570MPP Description: Talc Lubricant, Four 8 Pound Containers</p>
	<p>Part No.: GR1842MPP Description: Graphite Lubricant, Four 5 Pound Containers</p>

	<p>R2240 GR2240 Description: Talc/Graphite Blend (80 Talc/20 Graphite), 8 Pound Containers</p>
	<p>Part No.: GR2241MPP Description: Dispensing Cap, 10/Package</p>
	<p>Part No.: G10227701 Description: Decal, Kinze 3035 Quantity: 2 (1 On Each Side of Hitch)</p>
	<p>Part No.: GM0317-01 (English) GM0317-01-RUS (Russian) GM0317-01-UKR (Ukrainian) Description: Operator Manual, Model 3035 Part No.: GM0317-02 Description: Parts Manual, Model 3035 Part No.: GPR1094 Description: Binder (Contact Kinze Parts To Order)</p>
	<p>Part No.: GA15422 Description: Operator's Manual Canister Quantity: 1</p>
	<p>Part No.: GD22685 Description: Manual Canister Bracket Quantity: 1</p>
	<p>Part No.: GD22692 Description: U-Bolt, 1 1/4" x 1 1/4" x 3/8"-16 Quantity: 1</p>
	<p>Part No.: G11091 Description: Serrated Flange Nut, 3/8"-16 Quantity: 2</p>
	<p>Part No.: G11166 Description: Hex Socket Flange Cap Screw, 1/4"-20 x 3/4" Quantity: 3</p>
	<p>Part No.: G10621 Description: Serrated Flange Nut, 1/4"-20 Quantity: 3</p>
	<p>Part No.: G7100-484 Description: Decal, American Flag</p>

This page left blank intentionally.

Part No.	Page	Part No.	Page	Part No.	Page	Part No.	Page
*A1000	P130	*D12232	P121	G3800-08-06	P130	G8647x	P84
*A1028	P130	*D12251	P121	G3800-08-08	P126	G9903X	P19
*A1097	P130	*D12251	P122	G3800-10-12	P42	G9948X	P54
*A1113	P130	*D12251	P123	G3800-12-12	P40	G10001	P11
*A3137	P130	*D12251	P124	G3800-12-12	P41	G10001	P35
A4295	P121	*D12505	P122	G3801-10-08	P41	G10001	P39
A6524	P124	*D12507	P121	G3801-12-12	P41	G10001	P39
A7370	P60	*D29649	P121	G3801-16-16	P42	G10001	P84
A7538	P122	G1K248	P81	G3801-16-20	P39	G10001	P126
*A8262	P130	G1K248	P85	G4200-02	P118	G10002	P7
A8836	P123	G1K252	P81	G4301-04	P114	G10002	P23
*A11480	P134	G1K252	P85	G4602-21	P112	G10002	P88
*A11498	P130	G1K253	P60	G6325X	P5	G10002	P90
*A12990-90	P134	G1K267	P84	*G6400-06	P125	G10003	P3
*A15086-216	P130	G1K268	P84	G6400-06	P36	G10003	P39
*A15086-224	P130	G1K296	P9	G6400-06	P127	G10003	P71
*A15092-16.25	P130	G1K320	P81	G6400-08	P46	G10003	P116
*A18666-24	P134	G1K320	P84	G6400-08-04	P71	G10004	P5
*A18666-100	P134	G1K321	P81	G6400-08-06	P127	G10004	P29
*A18666-164	P134	G1K321	P84	G6400-10-08	P132	G10004	P31
*A18684-225	P130	G1K322	P84	G6400-12-10	P132	G10004	P60
*A21527-172	P134	G1K345	P11	G6408-04	P123	G10004	P60
*A21548-225	P130	G1K362	P85	G6408-06	P132	G10004	P68
A25321	P81	G1K363	P85	G6408-08	P121	G10004	P69
*A25400-138	P134	G1K758	P5	G6408-08	P122	G10004	P70
A26287	P21	G306-08	P126	G6408-08	P123	G10004	P96
*A26936-191	P130	G2100-03	P60	G6408-08	P124	G10004	P112
*A26936-198	P130	G2100-03	P64	G6500-08	P40	G10004	P128
*A26937-230	P130	G2404-10-08	P131	G6500-08	P126	G10005	P5
*D6279-03	P35	G2700-08	P40	G6500-08	P128	G10005	P7
D11395	P105	G2703-08	P126	G6500-08	P130	G10005	P60
*D12008	P123	G3303-16	P3	G6500-10	P42	G10005	P64
*D12012	P123	G3303-98	P3	G6500-10	P131	G10006	P43
*D12038	P122	G3303-108	P3	G6500-10	P132	G10007	P45
*D12047	P124	G3303-108	P21	G6500-12	P40	G10007	P54
*D12056	P121	G3303-114	P16	G6500-12	P132	G10008	P74
*D12102	P121	G3303-114	P21	G6502-10	P35	G10008	P112
*D12102	P122	G3310-70	P67	G6602-08	P128	G10010	P9
*D12102	P123	G3310-80	P67	G6602-08	P130	G10010	P29
*D12102	P124	G3310-84	P96	G6801-06-08	P49	G10010	P91
*D12202	P124	G3310-94	P114	G6801-08	P71	G10011	P48
*D12203	P124	G3310-100	P96	G6801-10-12	P36	G10011	P88
*D12210	P121	G3310-122	P67	G6801-10-12	P42	G10011	P90
*D12210	P122	G3310-126	P67	G6801-12	P36	G10013	P11
*D12210	P123	G3310-132	P60	G6801-16-20	P42	G10013	P76
*D12210	P124	G3310-132	P67	G6825X	P67	G10014	P3
*D12212	P123	G3324-01	P54	G7100-261	P136	G10014	P9
*D12213	P123	G3400-01	P60	G7100-262	P136	G10016	P43
*D12214	P123	G3400-01	P64	G7100-484	P141	G10016	P117
*D12226	P124	G3800-08-04	P128	G7100-557	P136	G10017	P58
*D12227	P122	G3800-08-04	P130	G7100-558	P136	G10017	P64
*D12228	P122	G3800-08-06	P126	G7100-559	P136	G10017	P79
*D12231	P121	G3800-08-06	P128	G7100-578	P80	G10017	P80

Part No.	Page	Part No.	Page	Part No.	Page	Part No.	Page
G10017	P88	G10102	P96	G10110	P78	G10217	P90
G10017	P90	G10102	P97	G10110	P104	G10227	P60
G10017	P96	G10103	P45	G10110	P105	G10227	P66
G10019	P9	G10103	P60	G10110	P128	G10227	P94
G10019	P31	G10104	P5	G10111	P11	G10227	P114
G10019	P110	G10104	P5	G10111	P22	G10228	P9
G10020	P27	G10104	P64	G10111	P43	G10228	P78
G10021	P27	G10106	P100	G10111	P46	G10228	P78
G10022	P27	G10106	P100	G10111	P48	G10228	P78
G10023	P23	G10106	P100	G10111	P56	G10229	P11
G10026	P58	G10106	P100	G10111	P64	G10229	P23
G10031	P9	G10107	P11	G10111	P76	G10229	P29
G10033	P52	G10107	P22	G10111	P79	G10229	P60
G10036	P22	G10107	P43	G10111	P80	G10229	P84
G10038	P64	G10107	P48	G10111	P88	G10229	P94
G10038	P94	G10107	P54	G10111	P88	G10229	P110
G10045	P76	G10107	P60	G10111	P90	G10229	P116
G10045	P78	G10107	P60	G10111	P90	G10230	P5
G10045	P110	G10107	P74	G10111	P92	G10230	P5
G10046	P88	G10107	P76	G10111	P94	G10230	P9
G10046	P90	G10107	P88	G10111	P108	G10230	P11
G10046	P110	G10107	P90	G10111	P110	G10230	P45
G10047	P54	G10107	P110	G10111	P110	G10231	P58
G10047	P76	G10107	P112	G10111	P117	G10232	P31
G10047	P88	G10108	P3	G10112	P52	G10232	P88
G10047	P90	G10108	P13	G10133	P11	G10232	P90
G10047	P94	G10108	P14	G10133	P29	G10232	P100
G10049	P76	G10108	P21	G10133	P100	G10232	P100
G10053	P46	G10108	P31	G10133	P110	G10232	P100
G10053	P48	G10108	P35	G10157	P52	G10232	P100
G10055	P60	G10108	P39	G10159	P58	G10232	P110
G10061	P3	G10108	P54	G10159	P71	G10233	P60
G10061	P13	G10108	P56	G10159	P74	G10233	P62
G10064	P11	G10108	P60	G10168	P78	G10233	P66
G10064	P56	G10108	P71	G10168	P78	G10233	P68
G10064	P59	G10108	P76	G10169	P52	G10233	P69
G10064	P60	G10108	P85	G10171	P100	G10233	P70
G10064	P80	G10108	P88	G10171	P100	G10233	P91
G10071	P3	G10108	P90	G10176	P40	G10233	P94
G10071	P52	G10108	P116	G10201	P14	G10233	P94
G10071	P58	G10108	P124	G10201	P21	G10233	P104
G10101	P11	G10108	P128	G10201	P100	G10233	P105
G10101	P39	G10109	P9	G10201	P100	G10233	P114
G10101	P84	G10109	P11	G10204	P7	G10235	P60
G10101	P96	G10109	P29	G10204	P9	G10243	P31
G10101	P110	G10109	P110	G10204	P91	G10243	P36
G10101	P116	G10110	P21	G10204	P110	G10303	P59
G10102	P39	G10110	P35	G10207	P3	G10303	P60
G10102	P39	G10110	P56	G10210	P54	G10303	P64
G10102	P78	G10110	P68	G10215	P126	G10303	P100
G10102	P78	G10110	P69	G10216	P9	G10303	P100
G10102	P88	G10110	P70	G10217	P43	G10305	P110
G10102	P90	G10110	P74	G10217	P88	G10306	P60

Part No.	Page	Part No.	Page	Part No.	Page	Part No.	Page
G10306	.P88	G10502X	.P1	G10621	.P36	G10752	.P5
G10306	.P90	G10503	.P29	G10621	.P39	G10752	.P13
G10306	.P116	G10503	.P74	G10621	.P59	G10757	.P21
G10308	.P11	G10503	.P110	G10621	.P80	G10758	.P21
G10309	.P13	G10504	.P110	G10621	.P126	G10765	.P29
G10310	.P21	G10531	.P25	G10621	.P141	G10779	.P71
G10312	.P3	G10542	.P110	G10622	.P7	G10779	.P123
G10312	.P21	G10544	.P78	G10626	.P112	G10821	.P66
G10315	.P21	G10546	.P13	G10626	.P114	G10821	.P94
G10323	.P27	G10546	.P16	G10629	.P117	G10844	.P76
G10324	.P123	G10551	.P3	G10629	.P118	G10844	.P78
G10325	.P7	G10560	.P74	G10633	.P118	G10860	.P59
G10325	.P21	G10561	.P97	G10634	.P25	G10860	.P66
G10326	.P14	G10561	.P100	G10636	.P58	G10864	.P21
G10338	.P13	G10567	.P13	G10640	.P45	G10870	.P59
G10350	.P114	G10567	.P16	G10640	.P48	G10870	.P66
G10370	.P60	G10570	.P16	G10640	.P74	G10871	.P88
G10397	.P92	G10574	.P22	G10640	.P88	G10871	.P90
G10397	.P108	G10585	.P97	G10640	.P90	G10874	.P60
G10401	.P27	G10587	.P104	G10640	.P100	G10880	.P62
G10403	.P39	G10587	.P105	G10640	.P114	G10880	.P68
G10408	.P94	G10588	.P104	G10640	.P121	G10880	.P69
G10409	.P94	G10588	.P105	G10640	.P122	G10880	.P70
G10409	.P114	G10599	.P11	G10640	.P123	G10880	.P104
G10438	.P3	G10599	.P35	G10641	.P74	G10880	.P105
G10450	.P88	G10602	.P13	G10655	.P100	G10880	.P126
G10450	.P90	G10602	.P16	G10660	.P16	G10887	.P118
G10451	.P74	G10602	.P25	G10669	.P45	G10890	.P60
G10451	.P97	G10602	.P27	G10670	.P21	G10901	.P112
G10451	.P100	G10602	.P60	G10670	.P23	G10909	.P39
G10451	.P110	G10602	.P62	G10670	.P100	G10938	.P110
G10455	.P66	G10602	.P66	G10670	.P114	G10939	.P124
G10455	.P94	G10602	.P68	G10671	.P54	G10940	.P9
G10457	.P45	G10602	.P94	G10672	.P97	G10958	.P124
G10460	.P49	G10602	.P105	G10674	.P112	G10961	.P91
G10460	.P58	G10603	.P25	G10674	.P112	G10966	.P21
G10460	.P71	G10603	.P27	G10674	.P114	G10969	.P123
G10460	.P74	G10604	.P27	G10674	.P117	G10974	.P29
G10460	.P94	G10615	.P114	G10674	.P118	G10984X	.P1
G10460	.P96	G10619	.P117	G10676	.P44	G10988	.P36
G10460	.P104	G10619	.P118	G10676	.P97	G10991	.P88
G10460	.P105	G10620	.P3	G10681	.P35	G10991	.P90
G10463	.P76	G10620	.P13	G10681	.P110	G10991	.P116
G10470	.P27	G10620	.P21	G10681	.P114	G10994	.P114
G10475	.P19	G10620	.P59	G10690	.P27	G11009	.P19
G10478	.P114	G10620	.P60	G10693	.P116	G11009	.P25
G10485	.P112	G10620	.P64	G10722	.P78	G11009	.P27
G10491	.P127	G10620	.P91	G10725	.P78	G11015	.P3
G10492	.P127	G10621	.P13	G10732	.P5	G11039X	.P19
G10493	.P132	G10621	.P21	G10746	.P45	G11040X	.P19
G10499	.P110	G10621	.P23	G10746	.P56	G11041X	.P19
G10500	.P27	G10621	.P27	G10746	.P128	G11042X	.P19
G10501	.P60	G10621	.P27	G10751	.P5	G11046X	.P19

Part No.	Page	Part No.	Page	Part No.	Page	Part No.	Page
G11047X	P19	G11386	P9	G11391	P76	G12016	P64
G11048X	P19	G11386	P59	G11391	P78	G12016	P108
G11073	P16	G11386	P88	G11391	P88	G12016	P112
G11075	P66	G11386	P90	G11391	P90	G12016	P114
G11078	P66	G11386	P100	G11391	P91	G12033	P92
G11078	P94	G11386	P100	G11391	P92	G12033	P103
G11078	P114	G11386	P110	G11391	P103	G12033	P108
G11081	P58	G11387	P3	G11391	P108	G12039	P43
G11091	P5	G11387	P11	G11391	P112	G12039	P53
G11091	P60	G11387	P11	G11391	P114	G12081	P40
G11091	P68	G11387	P13	G11392	P29	G12089	P53
G11091	P69	G11387	P14	G11393	P76	G12187-15	P41
G11091	P70	G11387	P21	G11396	P45	G19010-001-04000	P49
G11091	P112	G11387	P31	G11396	P52	G19010-003-00000	P46
G11091	P141	G11387	P39	G11400	P58	G19010-004-01000	P48
G11100	P66	G11387	P56	G11400	P74	G19010-004-01023	P53
G11100	P94	G11387	P60	G11409	P36	G19010-004-02000	P48
G11100	P114	G11387	P71	G11418	P78	G19010-005-00002	P49
G11123	P36	G11387	P76	G11419	P11	G19010-005-00003	P45
G11124	P36	G11387	P85	G11436	P110	G19010-006-04000	P45
G11135	P35	G11387	P88	G11448	P19	G19010-006-04100	P45
G11139	P132	G11387	P90	G11453	P66	G19010-009-01000	P74
G11151	P25	G11387	P94	G11453	P94	G19010-009-04000	P76
G11152X	P19	G11387	P96	G11453	P114	G19010-009-05001	P76
G11153X	P19	G11387	P103	G11465	P45	G19010-009-07000	P74
G11154X	P19	G11387	P110	G11514	P5	G19010-014-02002	P52
G11166	P141	G11387	P116	G11518	P36	G19010-014-02004	P52
G11172	P18	G11387	P128	G11556	P19	G19010-014-02100	P52
G11202	P85	G11389	P29	G11556	P79	G19010-014-02200	P52
G11202	P85	G11389	P39	G11556	P80	G19010-014-05001	P53
G11209	P21	G11389	P39	G11570	P74	G19010-014-07000	P53
G11215	P35	G11389	P52	G11578	P19	G19010-014-09000	P52
G11228	P29	G11389	P56	G11591	P3	G19010-015-01100	P103
G11236	P29	G11389	P64	G11592	P3	G19010-015-06100	P94
G11237	P114	G11389	P76	G11618	P18	G19010-015-11000	P102
G11281	P19	G11389	P79	G11619	P18	G19010-015-30202	P97
G11281	P31	G11389	P80	G11619	P19	G19010-015-30205	P103
G11290	P52	G11389	P88	G11693	P19	G19010-015-30208	P92
G11313	P52	G11389	P90	G11730	P33	G19010-015-30208	P108
G11314	P58	G11389	P92	G11793	P16	G19010-018-00001	P64
G11320	P33	G11389	P94	G11853	P48	G19010-018-00001	P92
G11320	P62	G11389	P97	G11862	P11	G19010-018-00001	P103
G11360	P31	G11389	P100	G11874	P54	G19010-018-00001	P108
G11385	P16	G11389	P108	G11960	P85	G19010-018-00001	P112
G11385	P21	G11389	P110	G11960	P85	G19010-020-00030	P126
G11385	P33	G11389	P117	G11961	P85	G19010-020-00030	P130
G11385	P60	G11391	P11	G11976	P5	G19010-020-00040	P128
G11385	P62	G11391	P54	G12000-25	P42	G19010-020-00040	P130
G11385	P74	G11391	P56	G12002-35	P43	G19010-020-00041	P126
G11385	P128	G11391	P60	G12002-40	P53	G19010-021-03100	P39
G11386	P9	G11391	P64	G12002-60	P43	G19010-021-07000	P39
G11386	P9	G11391	P74	G12003-25	P40	G19010-021-07003	P39
G11386	P9	G11391	P76	G12015	P43	G19010-023-02008	P31

Part No.	Page	Part No.	Page	Part No.	Page	Part No.	Page
G19010-023-03000	P31	G10475701	P84	GA5105	P94	GA6478	P25
G19010-023-06100	P35	G10483101	P19	GA5106	P67	GA6597	P11
G19010-023-08001	P31	G10483201	P19	GA5107	P94	GA6633	P25
G19010-024-01000	P81	G10483401	P19	GA5107	P94	GA6741	P21
G19010-024-01000	P82	G10484901	P19	GA5107	P96	GA6798	P52
G19010-027-01010	P64	G10500901	P3	GA5112	P62	GA6907	P21
G19010-028-00005	P79	G10605101	P58	GA5112	P66	GA6966	P88
G19010-028-00005	P80	G10664901	P19	GA5113	P66	GA6966	P90
G19010-028-00010	P79	G10665001	P19	GA5114	P96	GA7122	P60
G19010-028-00010	P80	G10665101	P19	GA5115	P96	GA7122	P62
G19010-028-02100	P79	G10745401	P3	GA5118	P60	GA7133	P112
G19010-028-02300	P80	G10745401	P84	GA5121	P46	GA7154	P64
G100186	P92	G10984101	P43	GA5121	P48	GA7154	P94
*G100187	P92	G10984201	P43	GA5121	P58	GA7235	P59
G101188	P62	G10984701	P43	GA5157	P60	GA7255	P25
G101189	P62	G10984901	P43	GA5158	P60	GA7313	P96
G1008701	P108	G10985101	P43	GA5164	P62	GA7336	P66
G10011101	P5	G10985201	P43	GA5194	P114	GA7336	P94
G10011201	P5	G10985301	P43	GA5202	P67	GA7336	P114
G10015601	P104	G10985401	P43	GA5223	P94	GA7434	P58
G10015701	P105	G10985501	P43	GA5552	P125	GA7850	P82
G10018501	P39	GA0245	P78	GA5552	P126	GA7850	P84
G10018601	P108	GA0257	P78	GA5572	P125	GA7853	P84
G10018801	P7	GA0312	P110	GA5600	P84	GA7854	P84
G10028601	P9	GA0328	P110	GA5629	P66	GA7855	P84
G10028701	P9	GA0810	P110	GA5652	P100	GA7856	P84
G10028801	P9	GA0898	P100	GA5654	P29	GA7857	P84
G10037301	P7	GA1369	P110	GA5666	P97	GA7859	P84
G10038601	P3	GA1720	P5	GA5666	P100	GA8046	P84
G10090401	P7	GA1720	P68	GA5668	P100	GA8047	P81
G10122301	P3	GA1720	P69	GA5698	P25	GA8047	P84
G10227701	P141	GA1720	P70	GA5699	P25	GA8072	P76
G10229401	P85	GA2007	P13	GA5791	P59	GA8326	P16
G10238601	P112	GA2012L	P7	GA5795	P25	GA8343	P27
G10239101	P112	GA2012R	P7	GA5796	P25	GA8364	P16
G10239201	P114	GA2014	P29	GA5834	P25	GA8366	P16
G10239301	P114	GA2014	P110	GA5842	P56	GA8371	P23
G10247601	P108	GA2019	P27	GA5917	P117	GA8483	P110
G10248101	P108	GA2020	P27	GA5982	P25	GA8603	P22
G10248301	P108	GA2068	P60	GA6038	P25	GA8603	P88
G10259901	P74	GA2180	P68	GA6041	P64	GA8603	P90
G10322501	P9	GA2180	P70	GA6147	P85	GA8641	P22
G10325201	P128	GA3893	P114	GA6168	P25	GA8685	P110
G10329801	P13	GA4293	P132	GA6171	P9	GA8760	P29
G10334701	P9	GA4376	P58	GA6171	P11	GA8845	P110
G10334801	P9	GA4444	P23	GA6171	P11	GA8877	P91
G10334901	P9	GA4976	P114	GA6171	P11	GA8911	P49
G10335001	P9	GA4976	P117	GA6171	P91	GA8911	P124
G10335101	P9	GA4976	P118	GA6182	P25	GA8931	P107
G10335201	P9	GA4995	P52	GA6184	P25	GA8931	P114
G10429101	P27	GA5090	P60	GA6187	P25	GA9144	P84
G10429301	P27	GA5105	P60	GA6337	P96	GA9145	P76
G10475701	P3	GA5105	P62	GA6434	P11	GA9195	P110

Part No.	Page	Part No.	Page	Part No.	Page	Part No.	Page
GA9433	P88	GA14531	P35	GA25566	P90	GB0274	P3
GA9433	P90	GA14573	P36	GA25567	P90	GB0276	P9
GA9434	P88	GA14574	P36	GA25760	P56	GB0278	P13
GA9434	P90	GA14847	P32	GA25763	P56	GB0278	P16
GA9437	P88	GA15151	P78	GA25774	P79	GB0282	P11
GA9437	P90	GA15197	P11	GA25775	P80	GB0283	P68
GA9472	P91	GA15415	P110	GA25776	P79	GB0283	P69
GA9714	P15	GA15416	P110	GA25776	P80	GB0283	P70
GA9846	P60	GA15422	P141	GA26167	P122	GB0283	P104
**GA9870	P60	GA15452	P36	GA26168	P121	GB0283	P105
GA9978	P84	GA15812	P33	GA26287	P23	GB0296	P88
GA9979	P84	GA16082	P84	GA26751	P81	GB0296	P90
GA10030	P66	GA18208	P25	GA26876	P78	GB0314	P5
GA10030	P94	GA19018	P35	GA26920	P7	GB0322	P88
GA10032	P114	GA20622	P19	GA26924-01	P139	GB0322	P90
GA10036	P91	GA20640	P13	GA26924-02	P139	GB0323	P88
GA10037	P91	GA20902	P84	GA26924-03	P139	GB0323	P90
GA10047	P88	GA21104	P48	GA26924-04	P139	GB0331	P13
GA10048	P88	GA21104	P122	GA26924-05	P130	GB0366	P5
GA10123	P71	GA21105	P122	GA26924-05	P139	GB0383	P29
GA10123	P123	GA21106	P122	GA26924-06	P130	GB0387	P29
GA10137	P13	GA21112	P121	GA26924-06	P139	GB0400	P88
GA10151	P13	GA21190	P42	GA26924-08	P139	GB0400	P90
GA10157	P3	GA21197	P40	GA26924-09	P139	GB0405	P88
GA10918	P131	GA21294	P41	GA26924-10	P139	GB0405	P90
GA11331	P62	GA21295	P40	GA26924-11	P130	GB0410	P27
GA11331	P68	GA21300	P41	GA26924-11	P139	GB0410	P27
GA11331	P69	GA21337	P35	GA26958	P11	GB0464	P29
GA11331	P70	GA21406	P35	GA26989	P19	GB0554	P78
GA11331	P96	GA21676	P9	GA27038	P29	GB0676	P19
GA11331	P114	GA21677	P9	GA27182	P46	GB0697	P18
GA11592	P74	GA22221	P41	GA27182	P121	GB0780	P18
GA11650	P130	GA22223	P39	GA27183	P121	GB0815	P18
GA12108	P90	GA22305	P39	GB0110	P27	GB0818	P19
GA12143	P13	GA22306	P39	GB0115	P16	GB0823	P18
GA12235	P29	GA23991	P81	GB0116	P16	GB0907	P19
GA12236	P29	GA23992	P81	GB0120	P27	GB0920	P19
GA12330	P114	GA24016	P124	GB0134	P110	GB0921	P19
GA12330	P116	GA24239	P22	GB0156	P52	GB0926	P19
GA12403	P84	GA24336	P88	GB0186	P5	GB0958	P19
GA12812	P82	GA24337	P88	GB0198	P104	GB1090	P84
GA13521	P85	GA24473	P123	GB0198	P105	GB1090	P84
GA13522	P85	GA24676	P19	GB0199	P104	GB1090	P84
GA13719	P76	GA24752	P19	GB0199	P105	GB1147	P18
GA13719	P78	GA24825	P58	GB0200	P104	GB1223	P5
GA13790	P59	GA24826	P58	GB0200	P105	GB1224	P5
GA13986	P52	GA24828	P58	GB0218	P60	GB1224	P5
GA14049	P112	GA24857	P127	GB0239	P11	GB1231	P19
GA14112	P112	GA24873	P15	GB0254	P11	GB1237	P19
GA14349	P58	GA24877	P19	GB0265	P3	GD0487	P110
GA14412	P58	GA24878	P19	GB0266	P3	GD0740	P56
GA14413	P58	GA25474	P40	GB0267	P3	GD0746	P78
GA14446	P42	GA25550	P19	GB0268	P11	GD0840	P78

Part No.	Page	Part No.	Page	Part No.	Page	Part No.	Page
GD0962	P110	GD2734-13	P48	GD8751	P84	GD11458	P58
GD1026	P14	GD2734-21	P94	GD8770	P84	GD11474	P85
GD1026	P21	GD2947	P21	GD8771	P84	GD11490	P58
GD1026	P60	GD2962	P68	GD8778	P25	GD11528	P27
GD1026	P88	GD2962	P105	GD8893-07	P54	GD11557	P88
GD1026	P90	GD2971-10	P21	GD9120	P11	GD11557	P90
GD1026	P94	GD2971-11	P76	GD9254	P22	GD11558	P88
GD1041	P27	GD2971-26	P7	GD9591	P49	GD11558	P90
GD1042	P27	GD2984	P138	GD9688	P45	GD11677	P22
GD1059L	P23	GD3180-23	P48	GD9724	P29	GD11700	P114
GD1059R	P23	GD3311	P45	GD9762	P49	GD11705	P110
GD1060	P23	GD3373	P45	GD10036	P5	GD11747	P15
GD1061	P16	GD3612	P3	GD10057-01	P139	GD11787	P27
GD1063	P16	GD4887-14	P64	GD10057-02	P139	GD11950	P124
GD1065	P14	GD4887-14	P94	GD10057-03	P139	GD11953	P91
GD1083	P27	GD5752	P60	GD10057-04	P139	GD11954	P91
GD1085	P11	GD5753	P60	GD10057-19	P139	GD11962	P14
GD1109	P11	GD5756	P60	GD10126	P62	GD11962	P21
GD1113	P5	GD5789	P59	GD10207	P123	GD11983	P123
GD1132	P29	GD5790	P59	GD10283	P78	GD11999	P124
GD1132	P110	GD5827	P59	GD10401	P94	GD12501	P124
GD1162	P138	GD5835	P66	GD10519	P29	GD12502	P124
GD1200	P100	GD5841	P58	GD10963	P21	GD12561	P15
GD1207	P100	GD5857	P59	GD10984	P21	GD12561	P15
GD1209	P100	GD5857	P66	GD10991	P9	GD12676	P88
GD1210	P100	GD5857	P94	GD10993	P3	GD12676	P90
GD1213	P100	GD5857	P114	GD11001	P3	GD12677	P88
GD1213	P100	GD5860	P60	GD11089	P81	GD12677	P90
GD1379	P100	GD5875	P49	GD11089	P85	GD12679	P88
GD1380	P100	GD5875	P56	GD11115	P74	GD12679	P90
GD1512	P138	GD5875	P71	GD11122	P25	GD12685	P88
GD1514	P117	GD5886	P96	GD11123	P112	GD12685	P90
GD1515	P117	GD5900-12	P49	GD11124	P112	GD13287	P88
GD1654	P100	GD6825-10.5	P60	GD11177	P49	GD13287	P90
GD1657	P110	GD7127	P66	GD11219	P21	GD13287	P92
GD1673	P110	GD7127	P94	GD11239	P13	GD13287	P108
GD1755	P25	GD7145	P39	GD11239	P16	GD13287	P110
GD1862	P112	GD7148	P16	GD11240	P16	GD13309	P91
GD2117	P138	GD7258	P16	GD11259	P3	GD13348	P84
GD2169	P52	GD7318	P14	GD11279	P15	GD13401	P58
GD2199	P80	GD7426	P60	GD11286	P27	GD14217	P5
GD2199	P135	GD7426	P94	GD11297	P16	GD14308	P123
GD2412	P100	GD7803	P22	GD11305	P21	GD14626	P44
GD2423	P21	GD7804	P22	GD11306	P7	GD14627	P44
GD2558	P56	GD7867	P96	GD11306	P110	GD15386	P71
GD2558	P60	GD7878	P25	GD11395	P68	GD15698	P27
GD2558	P66	GD7944	P60	GD11395	P69	GD15699	P25
GD2558	P94	GD8188	P56	GD11395	P70	GD15792-24	P44
GD2558	P96	GD8189	P56	GD11395	P104	GD15804	P35
GD2589	P110	GD8218	P74	GD11413	P13	GD15849-01	P32
GD2597	P78	GD8237	P25	GD11413	P16	GD16245	P3
GD2697	P76	GD8260	P56	GD11423	P91	GD17052	P13
GD2721	P76	GD8460	P11	GD11424	P23	GD17061-01	P31

Part No.	Page	Part No.	Page	Part No.	Page	Part No.	Page
GD18118	.P85	GD35340	.P54	GR1047	.P125	GR2109	.P36
GD18168	.P85	GD35444	.P7	GR1048	.P125	GR2127MPP	.P140
GD18704	.P27	GD35727	.P56	GR1104	.P116	GR2154	.P27
GD19123	.P132	GD36277	.P21	GR1112	.P116	GR2225	.P122
GD19292	.P22	GD36709	.P9	GR1116	.P116	GR2228	.P121
GD19333	.P27	GD36713	.P9	GR1118	.P116	GR2240	.P141
GD19659-03	.P31	GD36856	.P7	GR1120	.P116	GR2241MPP	.P141
GD19790	.P27	GD36860	.P7	GR1123	.P116		
GD20060	.P112	GD36866	.P130	GR1124	.P116		
GD20461	.P58	GD36895	.P11	GR1134	.P116		
GD21142	.P74	GD36922	.P27	GR1389	.P116		
GD21143	.P74	GD36990	.P7	GR1414	.P85		
GD21278	.P32	GD37056	.P68	GR1415	.P85		
GD21300	.P36	GD37057	.P70	GR1465	.P123		
GD21337	.P5	GD37059	.P69	GR1521	.P123		
GD21398	.P97	GD37060	.P66	GR1526	.P124		
GD21540	.P78	GD37060	.P94	GR1533	.P107		
GD22685	.P141	GPR1094	.P141	GR1535	.P107		
GD22692	.P141	GR0146MPP	.P140	GR1540	.P107		
GD23002	.P123	GR0150	.P78	GR1541	.P107		
GD24545	.P3	GR0151	.P78	GR1542	.P107		
GD25147	.P19	GR0196	.P3	GR1543	.P107		
GD26146	.P11	GR0196	.P16	GR1543	.P116		
GD26593	.P19	GR0196	.P21	GR1544	.P107		
GD26594	.P27	GR0434	.P58	GR1545	.P107		
GD26697	.P35	GR0586	.P84	GR1569	.P27		
GD26954	.P74	GR0664	.P27	GR1570MPP	.P140		
GD26955	.P74	GR0911	.P67	GR1574	.P107		
GD26973	.P29	GR0912	.P60	GR1762	.P84		
GD27181	.P35	GR1032	.P125	GR1763	.P85		
GD27235	.P121	GR1033	.P125	GR1777	.P35		
GD27235	.P122	GR1034	.P125	GR1795	.P116		
GD27402	.P33	GR1035	.P125	GR1797	.P116		
GD28390	.P3	GR1036	.P125	GR1799	.P116		
GD28631	.P19	GR1037	.P46	GR1801	.P116		
GD29507	.P13	GR1037	.P121	GR1802	.P116		
GD29649	.P122	GR1037	.P122	GR1804	.P116		
GD29657	.P19	GR1037	.P123	GR1805	.P116		
GD29798	.P3	GR1037	.P124	GR1806	.P116		
GD30470-01	.P96	GR1037	.P125	GR1808	.P116		
GD30725	.P7	GR1037	.P132	GR1842MPP	.P140		
GD30725	.P29	GR1038	.P125	GR1848	.P27		
GD30725	.P110	GR1039	.P125	GR1960	.P36		
GD31435	.P42	GR1040	.P125	GR1961	.P36		
GD31436	.P42	GR1041	.P125	GR1968	.P36		
GD31439	.P40	GR1042	.P125	GR1969	.P36		
GD34209	.P123	GR1043	.P125	GR1970	.P36		
GD34774	.P19	GR1044	.P125	GR1971	.P36		
GD34905	.P48	GR1045	.P125	GR1978	.P36		
GD34906	.P48	GR1045	.P125	GR1979	.P36		
GD35127	.P54	GR1045	.P132	GR2000	.P36		
GD35339	.P54	GR1046	.P125	GR2003	.P116		

This page left blank intentionally.