

MODEL 3000 RIGID FRAME EXPORT PLANTER PARTS MANUAL

M0278-02

1/17

This manual applies to: Model: 3000 Pull Type Planters
 Production Year 2017 And On

Record serial number of your planter and date purchased:

Serial Number _____

Date Purchased _____

Information in this manual was current at time of printing. However, due to Kinze's ongoing product improvement, production changes may cause your machine to appear slightly different in detail. Kinze Manufacturing, Inc. reserves the right to change specifications or design without notice and without incurring obligation to install the same on machines previously manufactured.

Right hand (R.H.) and left hand (L.H.), as used throughout this manual, are determined by facing in the direction the machine will travel when in use, unless otherwise stated.

Hardware Size / Tool Required			
$\frac{1}{4}'' = \frac{7}{16}''$	$\frac{7}{16}'' = \frac{5}{8}''$ (nut for $\frac{7}{16}''$ hardware uses $\frac{1}{16}''$ tool)	$\frac{3}{4}'' = 1\frac{1}{8}''$	$1\frac{1}{4}'' = 1\frac{7}{8}''$
$\frac{5}{16}'' = \frac{1}{2}''$	$\frac{1}{2}'' = \frac{3}{4}''$	$\frac{7}{8}'' = 1\frac{5}{16}''$	$1\frac{1}{2}'' = 2\frac{1}{4}''$
$\frac{3}{8}'' = \frac{9}{16}''$	$\frac{5}{8}'' = 1\frac{5}{16}''$	$1'' = 1\frac{1}{2}''$	

ROW UNIT

Shank Assembly, Seed Tube, and Depth Adjustment P1

Parallel Arms, Mounting Support Plate, and Quick Adjustable Down Force Springs P3

15" Seed Opener Disc Blade/Bearing Assembly and Scrapers P4

Gauge Wheels P5

Covering Discs/Single Press Wheel. P7

"V" Closing Wheels P9

Drag Closing Attachment. P11

Hopper Support and Meter Drive. P13

Seed Hopper and Lid. P15

Finger Pickup Seed Meter P17

Brush-Type Seed Meter. P19

Vacuum Seed Meter P21

Granular Chemical Hopper and Hopper Panel Extension P23

Granular Chemical Meter and Meter Drive P25

Granular Chemical Banding Options P27

Spring Tooth Incorporator P29

Row Unit Mounted No Till Coulter P30

Row Unit Mounted Bed Leveler P31

Row Unit Mounted Disc Furrower P33

Row Unit Mounted Residue Wheel P35

Coulter Mounted Residue Wheels P37

Frame Mounted Coulter W/Residue Wheels P39

INTERPLANT SYSTEM

Interplant Push Row Unit. P41

Interplant Push Row Unit Drive P45

Interplant Self-Leveling Hitch Extension P47

Hitch Extension Sub-Assembly P49

VACUUM SYSTEM

Vacuum System. P51

Vacuum Fan With Hydraulic Motor. P53

Vacuum Fan Assembly P54

Vacuum Hose Supports. P55

Hydraulics P56

Miscellaneous P57

BASE MACHINE

Frame Assembly P59

Hitch Assembly P61

Transport and Ground Drive Wheel Assembly. P63

Tire Assembly P65

Hub Assembly P66

Contact Wheel and Arm Assembly P67

Contact Wheel and Arm Sub-Assembly. P69

Idler Assembly P71

Driveline. P72

Drive Shaft. P73

Seed Rate Transmission Assembly P74

Transmission Idler P75

Seed Rate Transmission Sub-Assembly P77

Seed Rate Transmission Sub-Assembly P78

Main Transmission Assembly. P79

SMV Sign and Hydraulic Mount. P80

Row Marker Assembly, 6 Row P81

Row Marker Assembly, 8 Row P83

Row Marker Spindle/Hub/Blade. P85

Water Tank Assembly. P87

HYDRAULICS

Master Lift Cylinder P89

Slave Lift Cylinder P90

Lift Assist Cylinder P91

Row Marker Cylinder, 6 Row P92

Row Marker Cylinder, 8 Row P93

Interplant Lift Cylinder P94

Hydraulic System, 6 Row. P95

Hydraulic System, 8 Row. P97

Row Marker Sequencing/Flow Control Valve P99

Hydraulic System, 6 Row
Conventional Row Marker P101

Hydraulic System, 8 Row
Two-Fold Low Profile Row Marker. P102

Interplant Hydraulic System. P103

ELECTRONICS

Electrical Components. P109

KPM III Electronic Seed Monitor P111

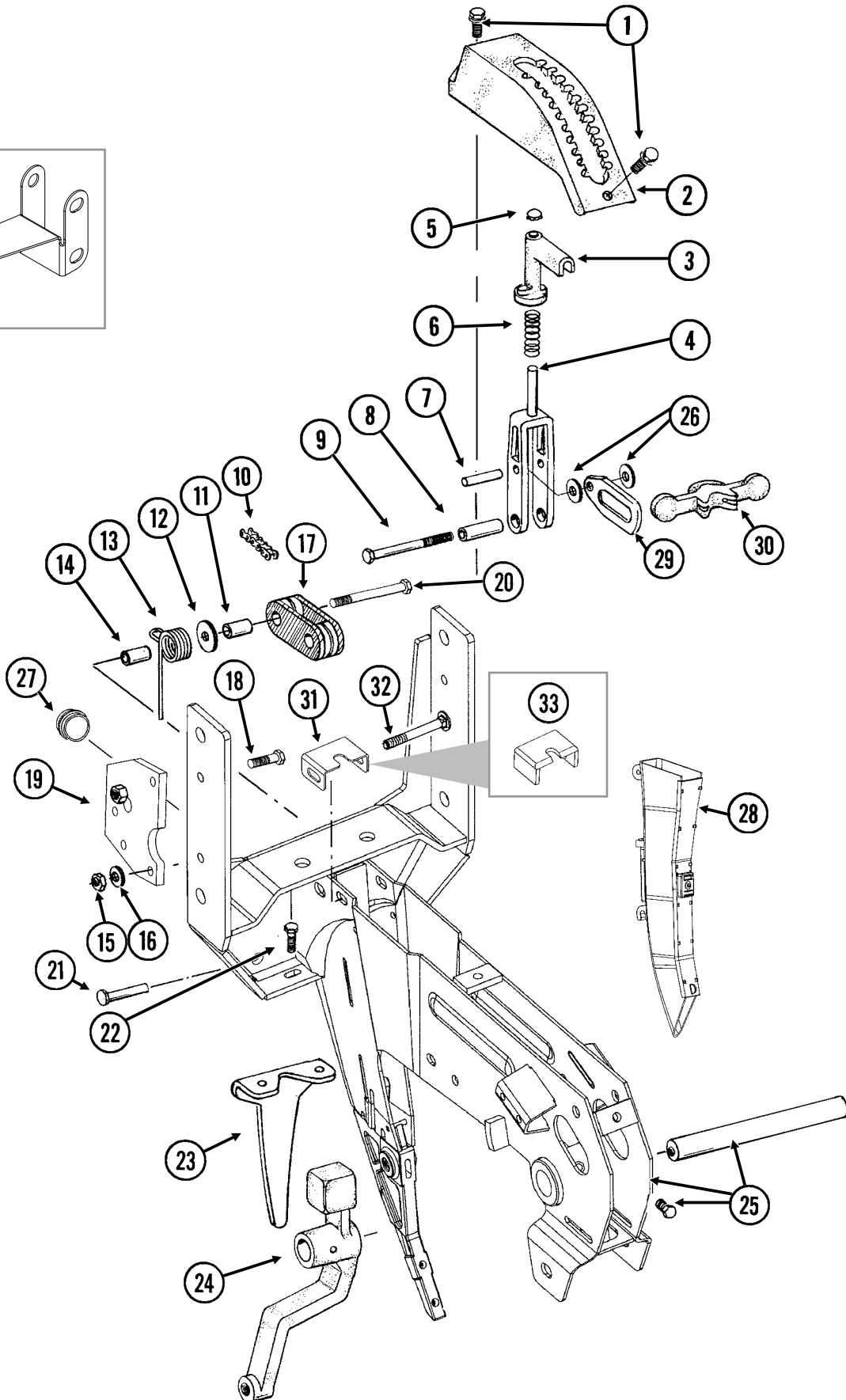
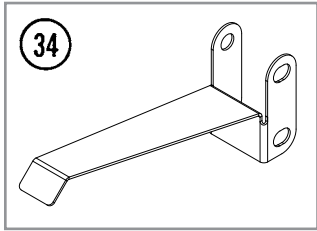
FERTILIZER

Double Disc Fertilizer Opener	P115
HD Single Disc Fertilizer Opener (Soil Press Wheel)	P117
HD Single Disc Fertilizer Opener (Blade and Drop Tube)	P119
Notched Single Disc Fertilizer Opener	P121
Residue Wheel Attachment for Notched Single Disc Fertilizer Opener	P123
Depth/Gauge Wheel Attachment for Notched Single Disc Fertilizer Opener	P125
Fertilizer Opener Mounting Bar (Double Disc and Notched Single Disc Fertilizer Openers)	P126
Dry Fertilizer Hopper, L.H. and R.H.	P127
Dry Fertilizer Hopper Mounts	P128
Dry Fertilizer Hopper, Center (Double-Frame)	P129
Dry Fertilizer Hopper Sub-Assembly	P130
Dry Fertilizer Transmission	P131
Dry Fertilizer Couplers/Shafts	P133
Fertilizer Auger Assembly	P134

MISCELLANEOUS

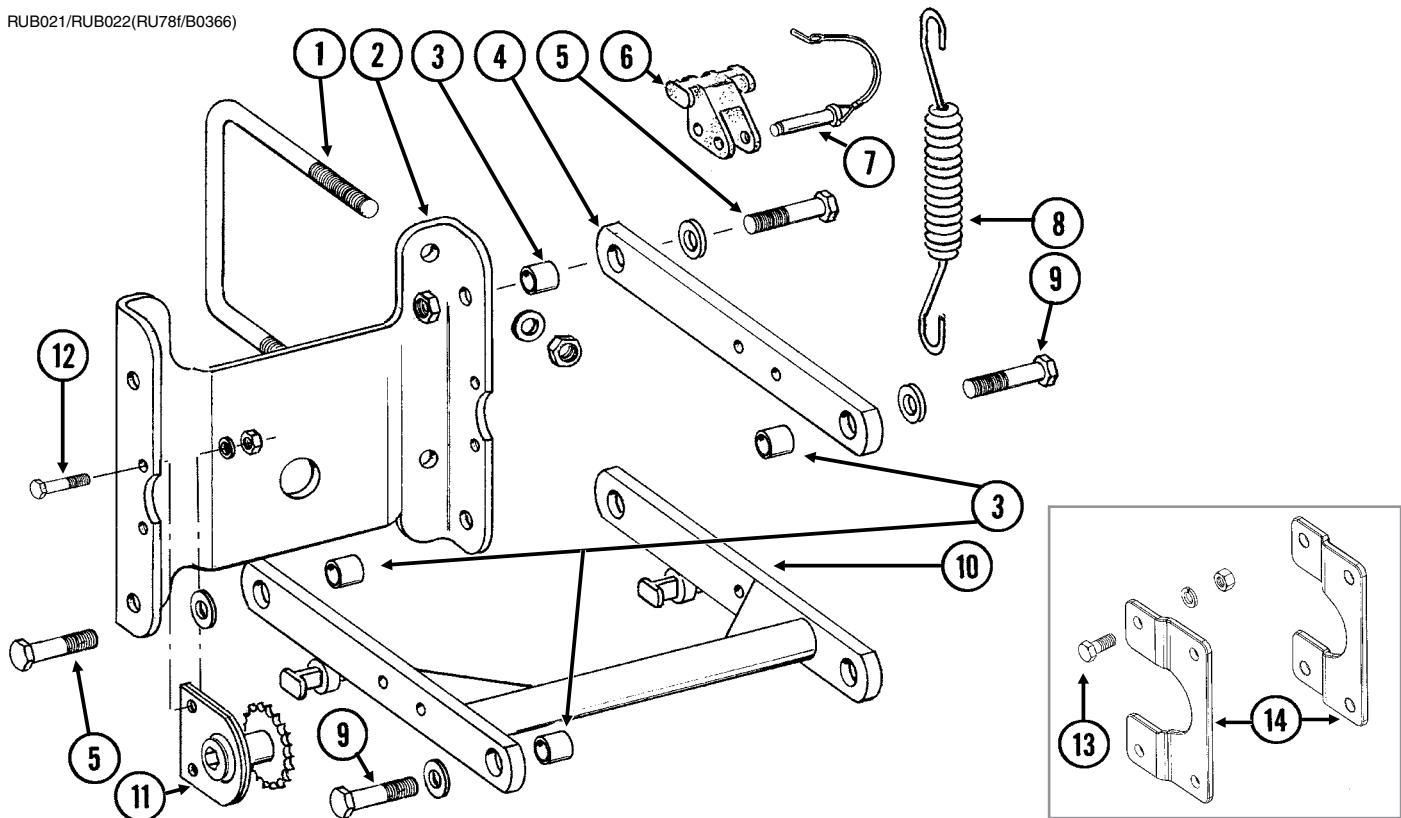
Decals, Paint, and Miscellaneous	P135
Numerical Index	P142

(METR29cc)



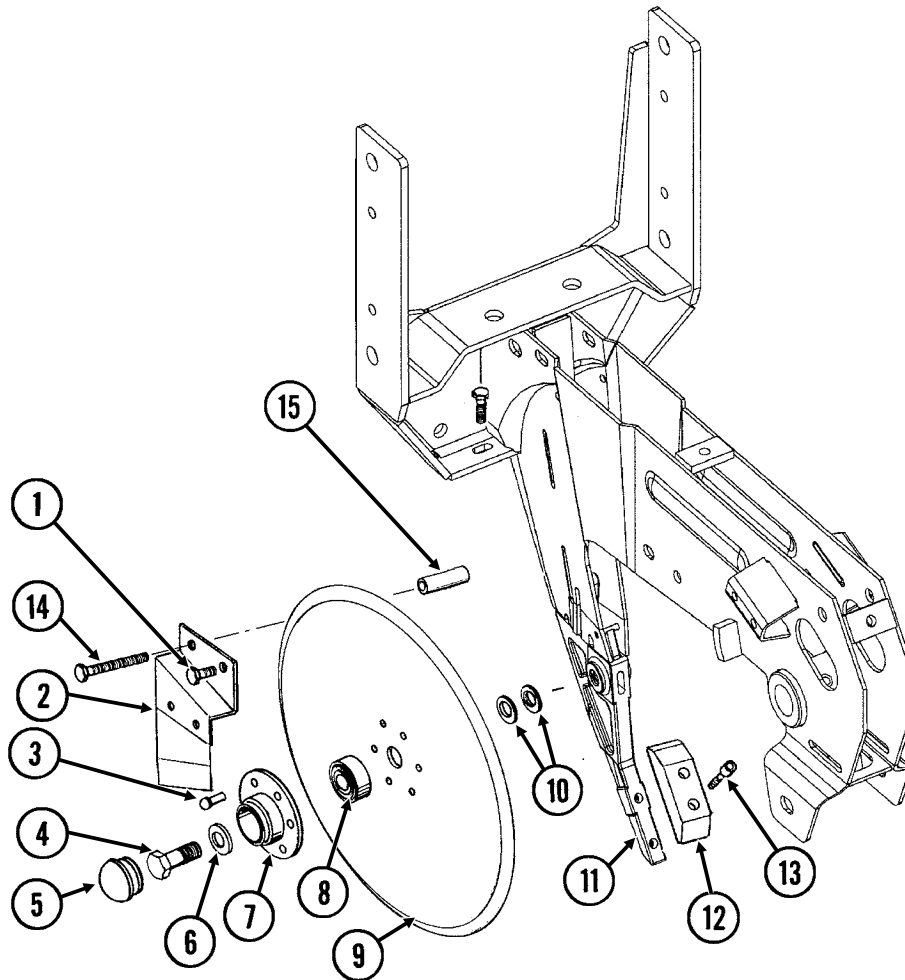
ITEM	PART NO.	QTY. (Per Row)	DESCRIPTION
1	G11015	2	Hex Washer Head Cap Screw, 3/8"-16 x 1 1/4"
2	GB0274	1	Cover, Depth Adjustment
3	GB0266	1	Handle, Depth Adjustment
4	GB0267	1	Lever, Depth Adjustment
5	GD3612	1	Cap Plug
6	GD10993	1	Spring
7	GD13361	1	Pin, 3/8" x 1 2/3"
8	GD11259	1	Sleeve, 3/8" I.D. x 5/8" O.D. x 1 25/32" Long
9	G11592	1	Hex Head Cap Screw, 3/8"-24 x 2 3/4", Grade 8
	G11591	1	Nylon Lock Nut, 3/8"-24, Grade C
10	G3303-98	1	Chain, No. 41, 98 Pitch Including Connector Link
	G3303-16	1	Chain, No. 41, 16 Pitch Including Connector Link (Used W/Row Unit Extension Brackets)
	GR0196	1	Connector Link, No. 41
11	GD1026	1	Sleeve, 1 3/16" Long
12	G10201	1	Special Washer, 3/8" x 1 1/2" O.D.
13	GD1065	1	Idler Spring
14	GD7318	1	Sleeve, 1" Long
15	G10108	1	Lock Nut, 3/8"-16
16	G11387	1	Flat Washer, 3/8" SAE
17	GD11962	1	Idler
18	G10003	3	Hex Head Cap Screw, 3/8"-16 x 1 1/2"
	G10108	3	Lock Nut, 3/8"-16
19	GD24545	2	Row Unit Stop
20	G10326	1	Hex Head Cap Screw, 3/8"-16 x 3 3/4"
21	G10551	1	Clevis Pin, 1/4" x 2 1/2"
	G10669	1	Hair Pin Clip, No. 22
22	G10312	2	Carriage Bolt, 5/16"-18 x 3/4"
	G10620	2	Serrated Flange Nut, 5/16"-18
23	GD28390	1	Shield
24	---	-	See "Gauge Wheels" on page P5
25	GA10157	1	Shank W/Gauge Wheel Pivot Spindle and Set Screw
	GD11001	-	Spindle
	G10438	-	Hex Head Cap Screw, 1/2"-13 x 3/4"
26	G10207	2	Washer, 7/8" O.D. x 1 3/32" I.D. x .134" (If Applicable)
27	GD11845	1	Dust Cap
28	---	-	See "KPM III Electronic Seed Monitor" on page P89
29	GB0285	1	Collar, Depth Adjustment
30	GB0265	1	Pivot Link, Depth Adjustment
31	GD15970	1	Sun Shade
32	G10304	1	Carriage Bolt, 3/8"-16 x 3"
	G10108	1	Lock Nut, 3/8"-16
33	GD16245	-	Sun Shade (Rubber)
34	GD29806	-	Seed Tube Bracket

RUB021/RUB022(RU78f/B0366)



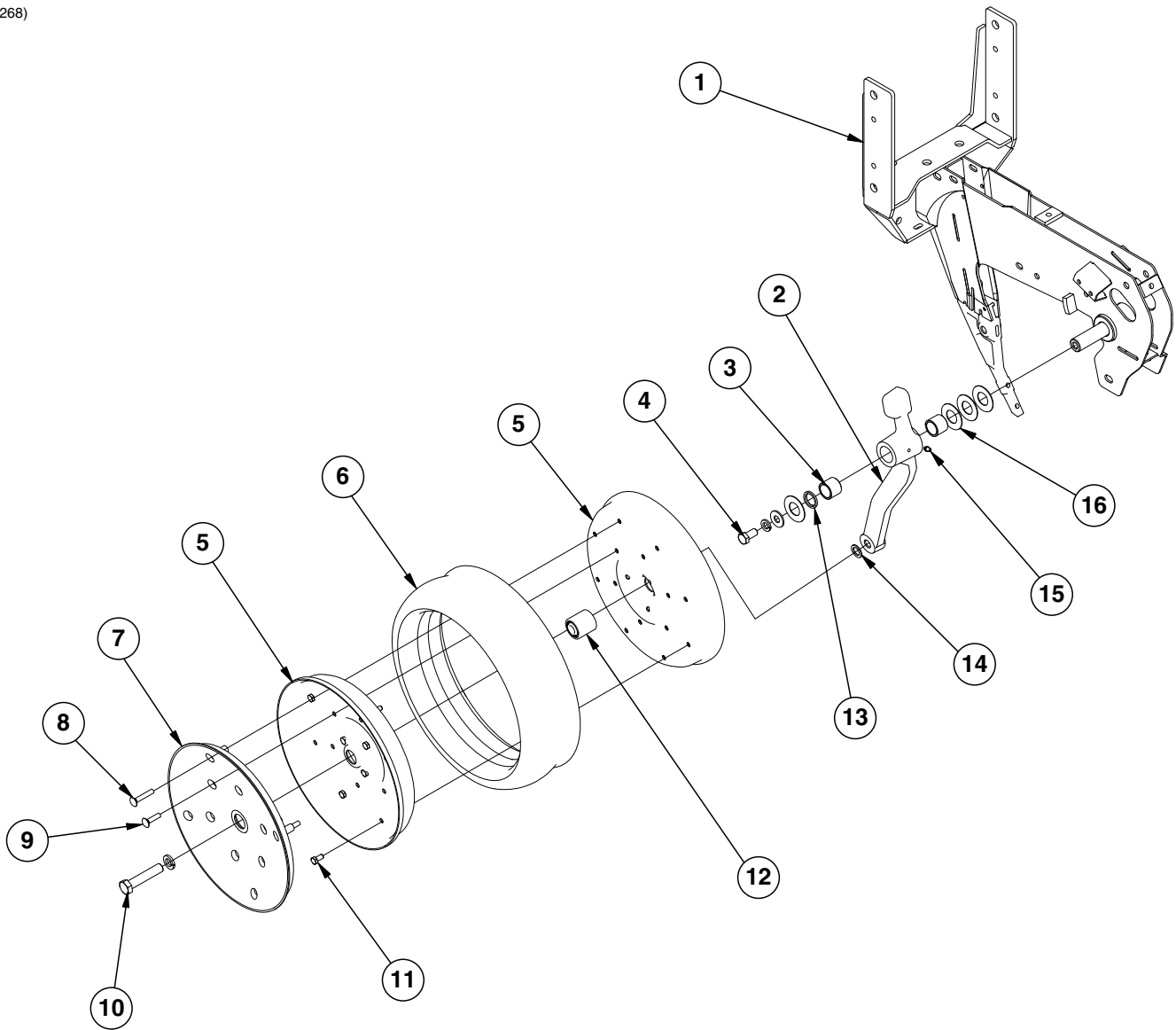
ITEM	PART NO.	QTY. (Per Row)	DESCRIPTION
1	GD28100	2	U-Bolt, M16-2 x 180
	G12040	4	Flat Washer, M16
	G12033	4	Hex Nut, M16-2.0
2	GD10036	1	Mounting Support Plate
3	GB0218	4	Bushing, 2 ¹ / ₃₂ " I.D. x 7 ⁸ / ₈ " O.D. x 1 ⁹ / ₃₂ " Long
4	GD11422	2	Upper Parallel Arm
5	G10732	4	Hex Head Cap Screw, 5 ⁸ / ₈ "-18 x 2"
	G11391	4	Flat Washer, 5 ⁸ / ₈ " SAE
	G11514	4	Lock Nut, 5 ⁸ / ₈ "-18
6	GB0186	2	Spring Anchor
7	GD14217	2	Tab Lock Pin, 7 ¹⁶ / ₁₆ " x 1 1 ² / ₂ "
8	GD8249	2-4	Spring
9	---	-	See "Hopper Support and Meter Drive" on page P13
10	GA5651	1	Lower Parallel Arm
11	GA1720	1	Bearing/Sprocket, 7 ⁸ / ₈ " Hex Bore
12	G10001	2	Hex Head Cap Screw, 3 ⁸ / ₈ "-16 x 1"
	G10229	2	Lock Washer, 3 ⁸ / ₈ "
	G10101	2	Hex Nut, 3 ⁸ / ₈ "-16
13	G10007	4	Hex Head Cap Screw, 5 ⁸ / ₈ "-11 x 1 1 ² / ₂ "
	G10230	4	Lock Washer, 5 ⁸ / ₈ "
	G10104	4	Hex Nut, 5 ⁸ / ₈ "-11
14	GB0366	2	Extension Bracket
A	G6326X	-	U-Bolt Package For 7" x 7" Toolbar, Includes: (2) GD1114, (4) G10230, (4) G10104

(RU139)



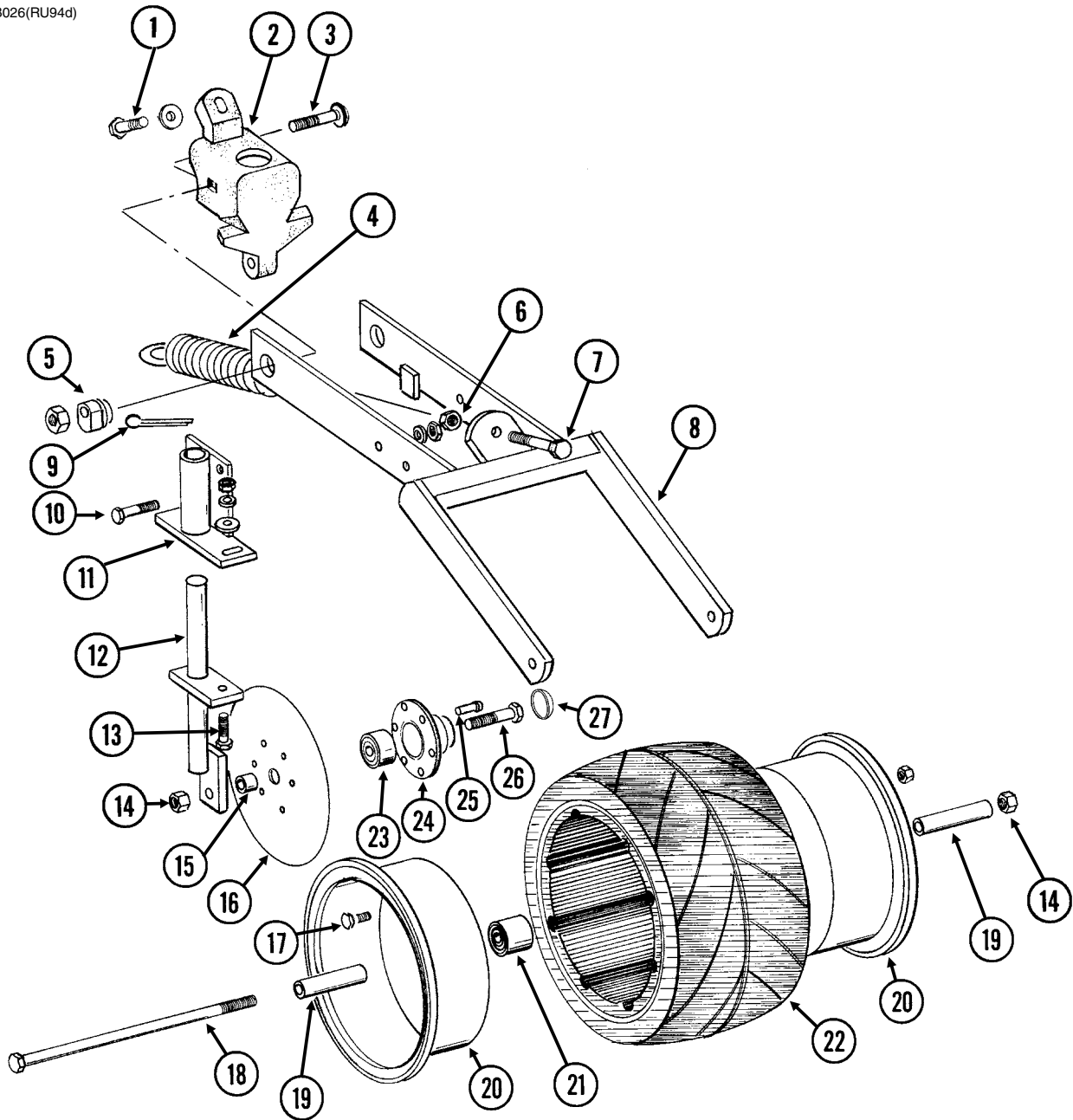
ITEM	PART NO.	QTY. (Per Row)	DESCRIPTION
1	G10328	2	Hex Head Cap Screw, 3/8"-16 x 5/8"
	G10622	2	Serrated Flange Nut, 3/8"-16
2	GA2012R	1	Disc Scraper, R.H.
	GA2012L	-	Disc Scraper, L.H. (Shown)
3	G10427	12	Rivet, 1/4" x 1/2"
4	GD11017	1	Special Hex Head Cap Screw, 5/8"-11 x 1 1/2", L.H. Threads
	G10007	1	Hex Head Cap Screw, 5/8"-11 x 1 1/2"
5	GD11845	2	Dust Cap
6	G10204	2	Special Machine Bushing, 5/8" x 1" O.D.
7	GD10473	2	Bearing Housing
8	GA2014	2	Bearing
9	GD11306	2	Disc Blade, 3.5 mm x 15"
10	GD30725	-	Machine Bushing, 5/8" (.030" Thick) (As Required)
11	---	-	See "Shank Assembly, Seed Tube, and Depth Adjustment" on page P1
12	GB0301	1	Seed Tube Guard/Inner Scraper
13	G10912	2	Hex Socket Head Cap Screw, 5/16"-18 x 1", Grade 8
14	G10325	1	Hex Head Cap Screw, 3/8"-16 x 2 3/4"
	G10622	1	Serrated Flange Nut, 3/8"-16
15	GD2971-26	1	Sleeve, 3/8" I.D x 5/8" O.D. x 1.63" Long
A	GA8324	-	Disc Blade/Bearing Assembly, Less Dust Cap (Items 3 and 7-9)

(IP1268)



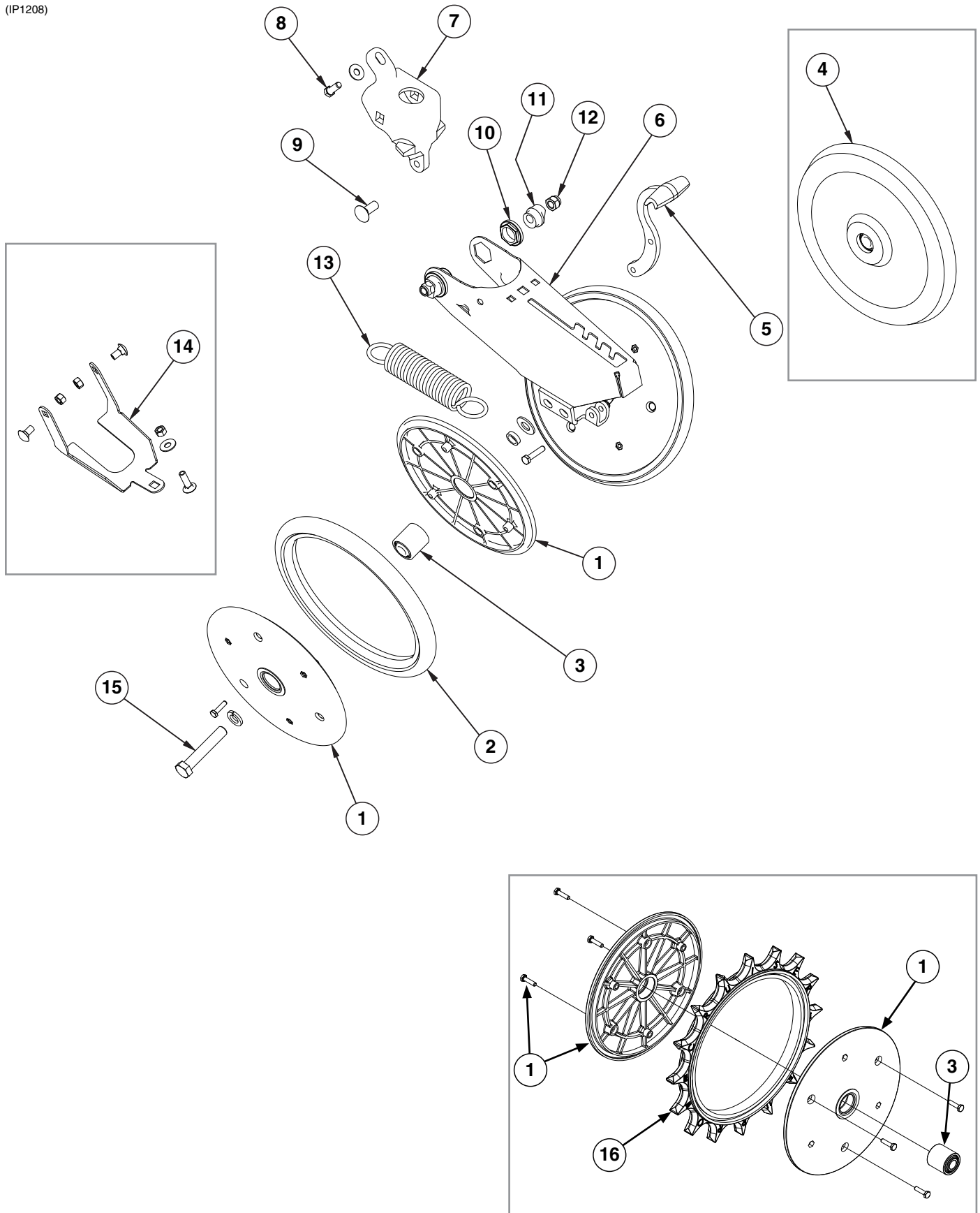
ITEM	PART NO.	QTY. (Per Row)	DESCRIPTION
1	GA10157	-	See "Shank Assembly, Seed Tube, and Depth Adjustment" on page P1
2	GA7975	1	Wheel Arm W/Grease Fitting, Bushings, and Seals, L.H. (Shown) (Includes Items 3 and 13)
	GA7976	1	Wheel Arm W/Grease Fitting, Bushings, and Seals, R.H. (Includes Items 3 and 13)
3	GB0276	2	Bushing, 1" I.D. x 1¼" O.D. x 1" Long (Per Arm)
4	G10014	1	Hex Head Cap Screw, ½"-13 x 1"
	G10228	2	Lock Washer, ½"
	G10216	2	Washer, ½" USS
5	GD11423	4	Half Wheel
6	GD1086	2	Tire
7	GD11453	2	Cover
8	G10924	8	Carriage Bolt, ⅝"-18 x 1¾"
	G10620	8	Serrated Flange Nut, ⅝"-18
9	G10338	12	Carriage Bolt, ⅝"-18 x 1¼"
	G10620	12	Serrated Flange Nut, ⅝"-18
10	G10010	2	Hex Head Cap Screw, ⅝"-11 x 3"
11	G10018	14	Hex Head Cap Screw, ⅝"-18 x ⅝"
	G10109	14	Lock Nut, ⅝"-18, Grade 8
12	GA6171	2	Bearing
13	GD10991	2	Seal (Per Arm)
14	G10204	2	Special Machine Bushing, ⅝" x 1" O.D.
15	G10640	1	Grease Fitting, ¼"-28 (Per Arm)
16	G10940	-	Machine Bushing, 1" (.048" Thick)
A	GA7949	-	Gauge Wheel Complete (Items 5-9 and 11-12)
B	G1K296	-	Gauge Wheel Arm Bushing and Seal Driver Kit, Includes: (1) Seal Driver, (1) Bushing Driver, (1) Instruction

RUA054/RUB026(RU94d)



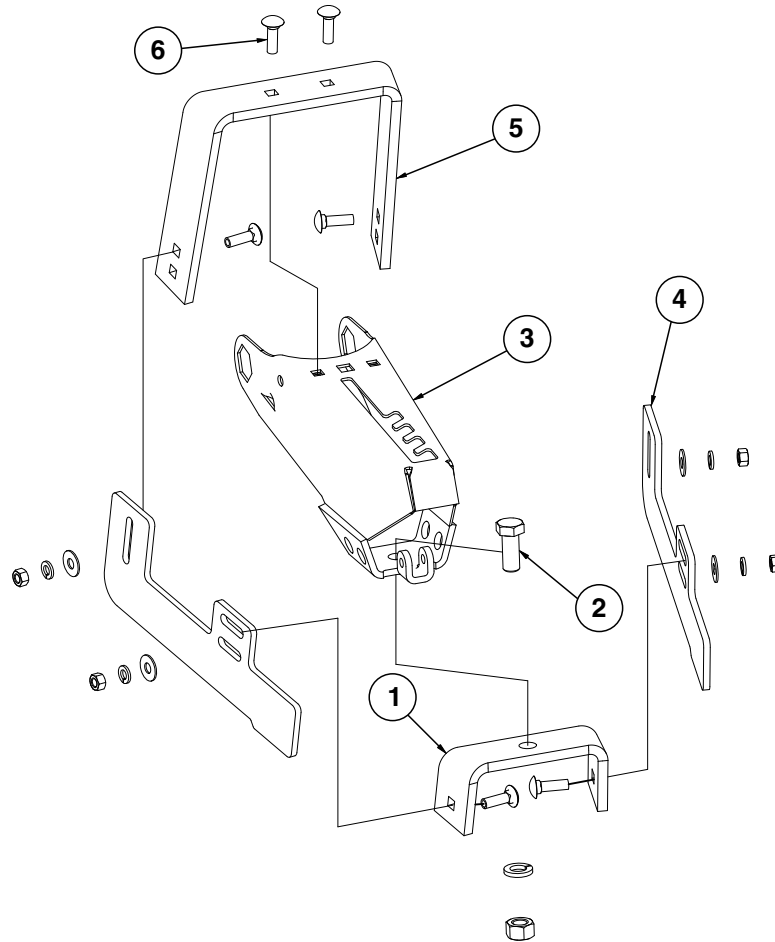
ITEM	PART NO.	QTY. (Per Row)	DESCRIPTION
1	G10001	1	Hex Head Cap Screw, 3/8"-16 x 1"
	G11387	1	Flat Washer, 3/8" SAE
2	GB0268	1	Wheel Arm Stop
3	G10801	2	Carriage Bolt, 1/2"-13 x 2 1/4"
	G10315	-	Carriage Bolt, 1/2"-13 x 2 1/2" (Used W/Straight Drop In-Furrow Granular Chemical Bracket)
	G10102	2	Hex Nut, 1/2"-13
4	GA2054	1	Spring
5	GB0239	2	Eccentric Bushing
6	G10102	1	Hex Nut, 1/2"-13
7	G10015	1	Adjusting Bolt, 1/2"-13 x 5"
8	GA6619	1	Mounting Arm
9	G10463	2	Cotter Pin, 1/4" x 1 1/2"
10	G10171	4	Hex Head Cap Screw, 5/16"-18 x 1 1/4"
	G10232	4	Lock Washer, 5/16"
	G10106	4	Hex Nut, 5/16"-18
11	GA6620	2	Bracket
12	GA6618	2	Mount
13	G10303	2	Carriage Bolt, 5/16"-18 x 1"
	G11386	2	Flat Washer, 5/16" SAE
	G10232	2	Lock Washer, 5/16"
	G10106	2	Hex Nut, 5/16"-18
14	G10107	3	Lock Nut, 5/8"-11
15	GD1109	2	Bushing, 4 1/64" I.D. x 7/8" O.D. x 1/4" Long
16	GD9290	2	Disc Blade, 8"
17	G10018	7	Hex Head Cap Screw, 5/16"-18 x 5/8"
	G10109	7	Lock Nut, 5/16"-18, Grade 8
18	G10152	1	Hex Head Cap Screw, 5/8"-11 x 9"
19	GD3180-12	2	Sleeve, 5/8" I.D. x 7/8" O.D. x 2 7/8" Long
20	GD9562	2	Half Wheel
21	GA6171	1	Bearing
22	GD9305	1	Tire
23	GA2014	2	Bearing
24	GD10473	2	Bearing Housing
25	G10427	12	Rivet, 1/4" x 1/2"
26	G10006	2	Hex Head Cap Screw, 5/8"-11 x 2 1/4"
27	GD11845	2	Dust Cap
A	GA6733	-	Single Press Wheel Complete W/Bearing (Items 17 and 20-22)
B	GA6801	-	Covering Disc Blade Complete W/Bearing (Items 16 and 23-25)

(IP1208)



ITEM	PART NO.	QTY. (Per Row)	DESCRIPTION
1	GD9120	4	Nylon Half Wheel
	G10064	12	Hex Head Cap Screw, 1/4"-20 x 1"
2	GD1085	2	Rubber Tire, 1" x 12"
3	GA6171	2	Bearing
4	GA6597	1	Cast Iron Closing Wheel W/Bearing
	GA6171	1	Bearing
5	GB0254	1	Lever
	G10133	1	Hex Head Cap Screw, 5/16"-18 x 1 1/2"
	G10109	1	Lock Nut, 5/16"-18, Grade 8
6	GA15197	1	Closing Wheel Arm
7	GB0268	1	Wheel Arm Mount
8	G10001	1	Hex Head Cap Screw, 3/8"-16 x 1"
	G11387	2	Flat Washer, 3/8" SAE
9	G11419	2	Carriage Bolt, 1/2"-13 x 2 1/4"
	G10315	-	Carriage Bolt, 1/2"-13 x 2 1/2" (Used W/Straight Drop In-Furrow Granular Chemical Bracket)
	G11387	-	Flat Washer, 3/8" SAE
10	GB0282	2	Stepped Bushing
11	GB0239	2	Eccentric Bushing
12	G10111	2	Lock Nut, 1/2"-13
13	GD8460	1	Spring
14	G1K345	-	Closing Wheel Shield Kit W/Hardware and Instruction
	GD14065	1	Closing Wheel Shield
	G10599	1	Carriage Bolt, 3/8"-16 x 1 1/4"
	G10308	2	Carriage Bolt, 3/8"-16 x 3/4"
	G10101	3	Hex Nut, 3/8"-16
15	G10013	2	Hex Head Cap Screw, 5/8"-11 x 3 1/2"
	G11391	2	Flat Washer, 5/8" SAE
	GD1109	2	Bushing, 4 1/64" I.D. x 7/8" O.D. x 1/4" Long
	G10230	2	Lock Washer, 5/8"
	G10107	2	Lock Nut, 5/8"-11
16	GD31353	1	Spiked Wheel Insert
A	GA6434	-	Rubber Closing Wheel Complete W/Bearing (Items 1-3)
B	GA22165	-	Spiked Closing Wheel Complete W/Bearing (Items 1-3 and 16)

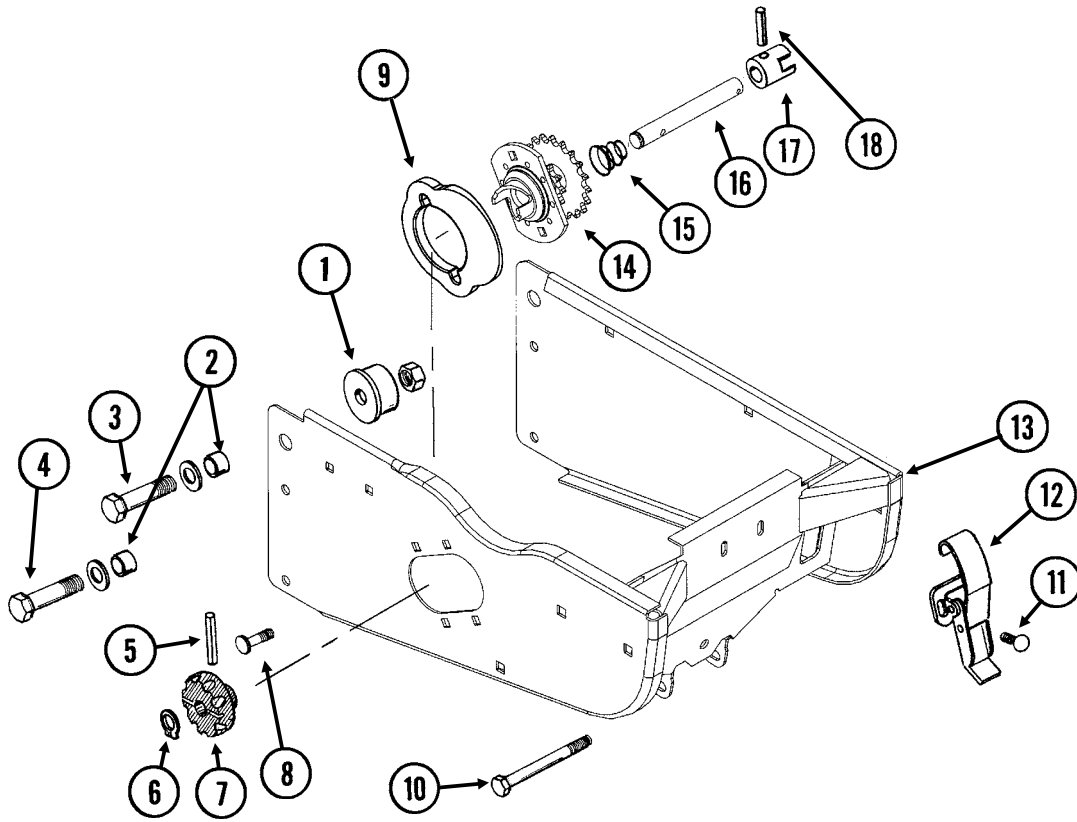
(IP1202)



ITEM	PART NO.	QTY. (Per Row)	DESCRIPTION
1	GD11509	1	Rear Bracket
2	G10007	1	Hex Head Cap Screw, 5/8"-11 x 1 1/2"
	G10230	1	Lock Washer, 5/8"
	G10104	1	Hex Nut, 5/8"-11
3	GA15197	1	Closing Wheel Arm
4	GD11313	2	Blade
5	GD11508	1	Front Bracket
6	G10599	6	Carriage Bolt, 3/8"-16 x 1 1/4"
	G10229	6	Lock Washer, 3/8"
	G11387	6	Flat Washer, 3/8" SAE
	G10101	6	Hex Nut, 3/8"-16
A	G7566X	-	Drag Closing Attachment Complete (Items 1-6)

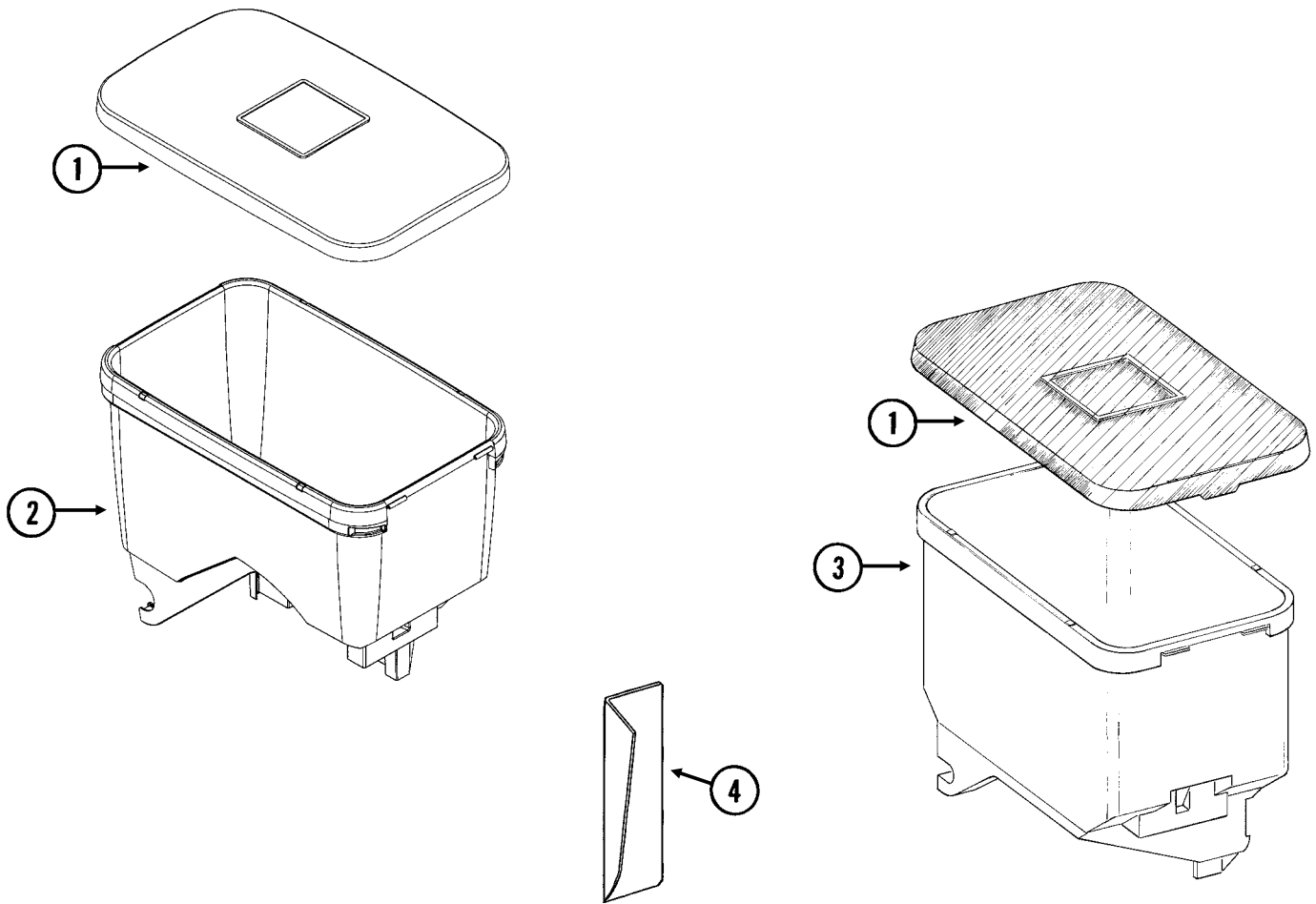
This page left blank intentionally.

(METR2d)



ITEM	PART NO.	QTY. (Per Row)	DESCRIPTION
1	GB0314	2	Hopper Mount
2	GB0218	4	Bushing, 2 ¹ / ₃₂ " I.D. x 7 ⁷ / ₈ " O.D. x 1 ⁹ / ₃₂ " Long
3	G10752	2	Hex Head Cap Screw, 5 ⁸ / ₈ "-18 x 2 ¹ / ₄ "
	G11391	2	Flat Washer, 5 ⁸ / ₈ " SAE
	G11514	2	Lock Nut, 5 ⁸ / ₈ "-18
4	G10751	2	Hex Head Cap Screw, 5 ⁸ / ₈ "-18 x 1 ³ / ₄ "
	G11391	2	Flat Washer, 5 ⁸ / ₈ " SAE
	G11514	2	Lock Nut, 5 ⁸ / ₈ "-18
5	G10602	1	Spring Pin, 1 ⁴ / ₄ " x 1 ¹ / ₂ "
6	G10567	1	External Retaining Ring, 5 ⁸ / ₈ "
7	GD11239	1	Knob
8	G10338	2	Carriage Bolt, 5 ¹⁶ / ₁₆ "-18 x 1 ¹ / ₄ "
	G10620	2	Serrated Flange Nut, 5 ¹⁶ / ₁₆ "-18
9	GB0331	1	Clutch Adapter Plate
10	G10061	1	Hex Head Cap Screw, 3 ⁸ / ₈ "-16 x 3 ¹ / ₂ "
	G11387	2	Flat Washer, 3 ⁸ / ₈ " SAE
	G10108	1	Lock Nut, 3 ⁸ / ₈ "-16
11	G10309	2	Carriage Bolt, 1 ⁴ / ₄ "-20 x 5 ⁸ / ₈ ", Grade 2
	G10621	2	Serrated Flange Nut, 1 ⁴ / ₄ "-20
12	GA2007	1	Hopper Hold Down Latch
13	GA10155	1	Hopper Support
14	GA10137	1	Double Sprocket and Bearing, Drive Clutch, 11/19 Tooth
15	GD11413	1	Spring
16	GD15747	1	Shaft
17	GB0278	1	Coupler
18	G10546	1	Spring Pin, 3 ¹⁶ / ₁₆ " x 1 ¹ / ₄ "
A	GA10151	-	Seed Meter Clutch Assembly, 11/19 Tooth (Items 5-7 and 14-18)

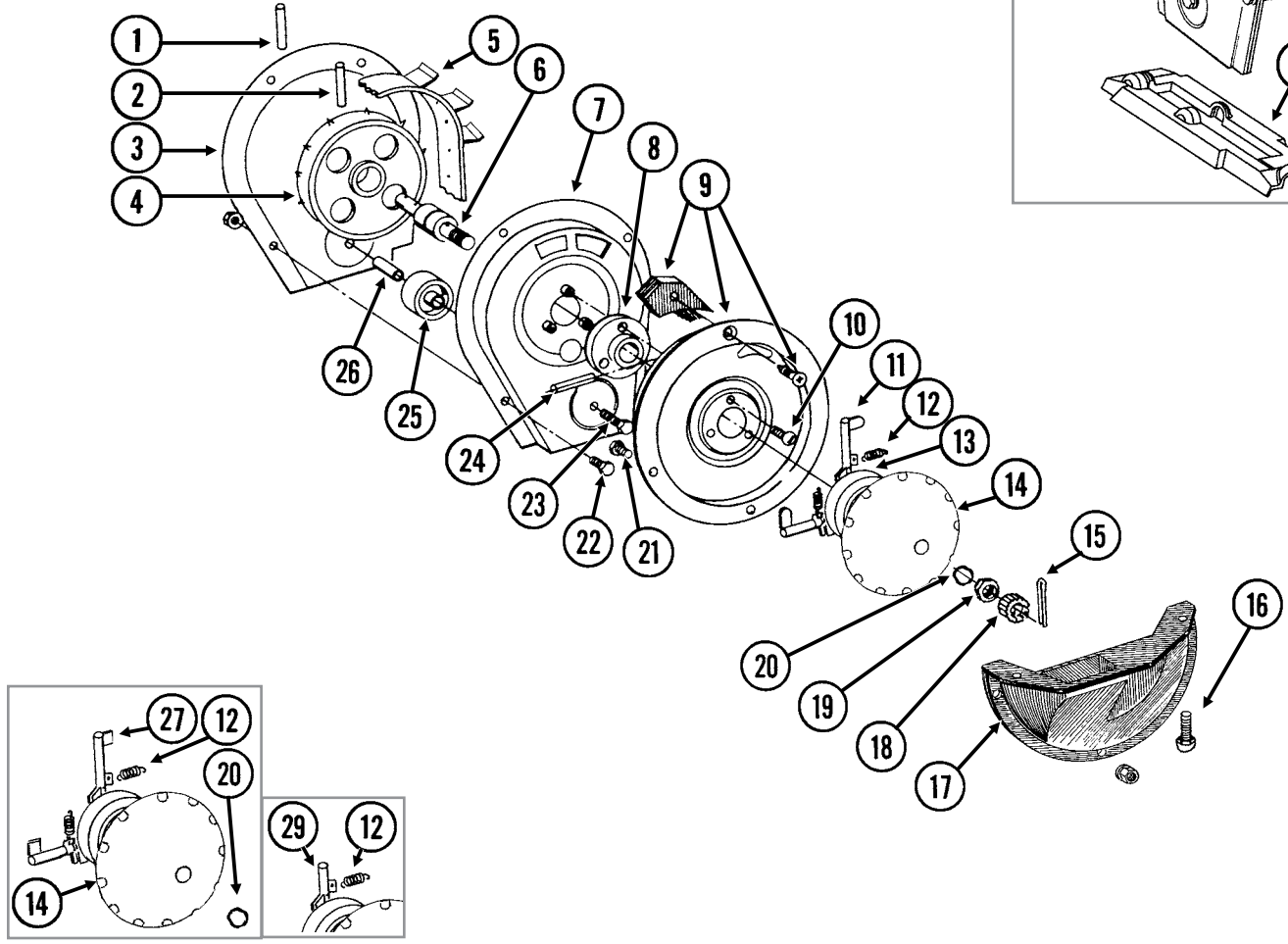
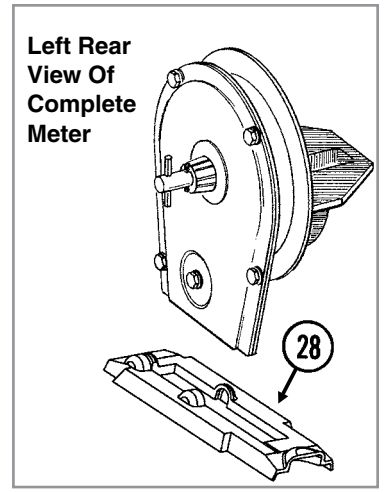
(METR12/RU87e)



ITEM	PART NO.	QTY.	DESCRIPTION
1	GD11279	1	Lid
2	GA20254 GD12561	1 -	Seed Hopper (Vacuum) Threaded Insert, 5/16"-18
3	GA9714 GD12561	1 -	Seed Hopper, Reinforced (Mechanical) Threaded Insert, 5/16"-18
4	GD11747	1	Seed Reserve Baffle

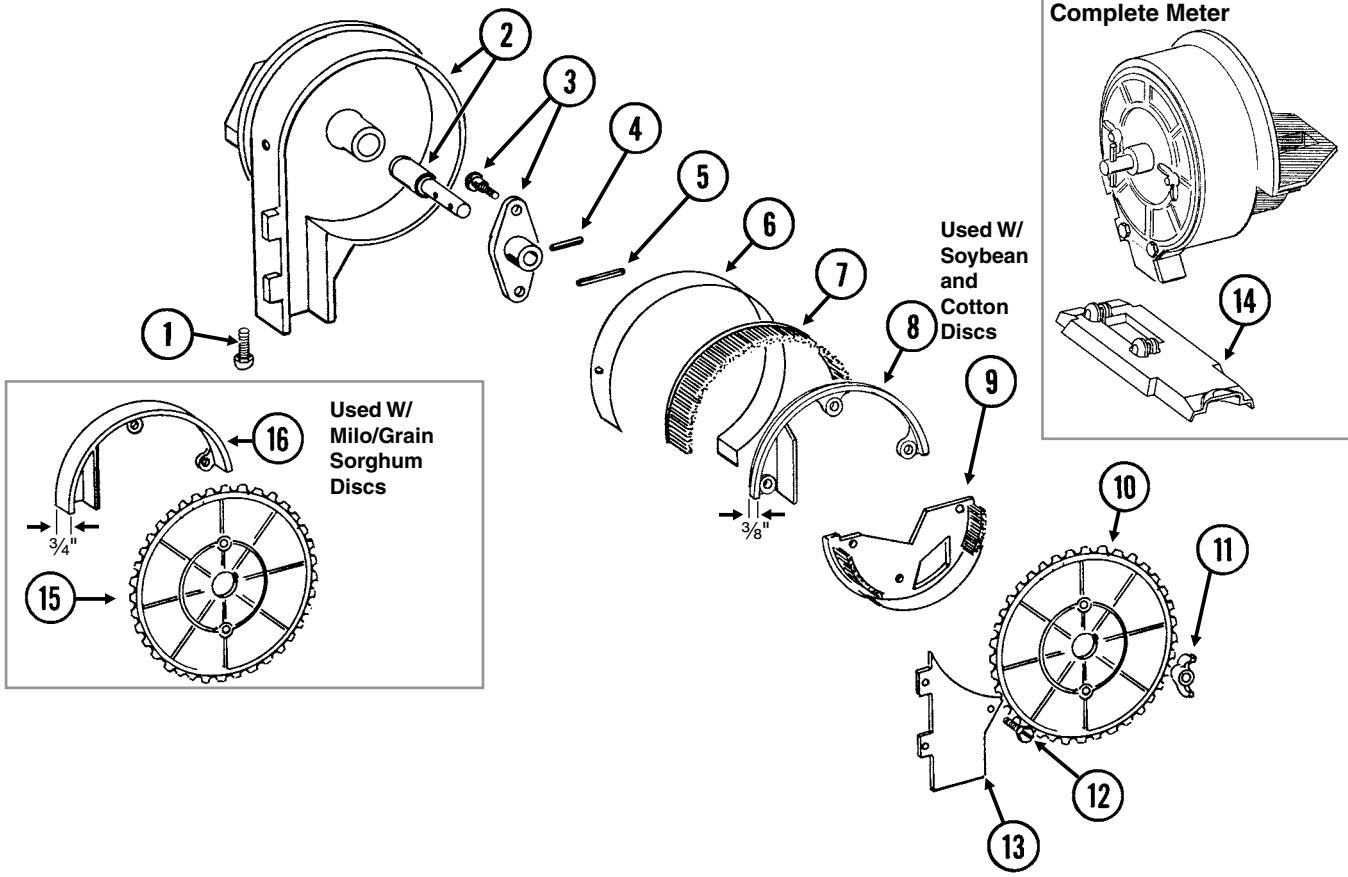
This page left blank intentionally.

RUA015/RUA056/RUA057(RU13k/RU13d)



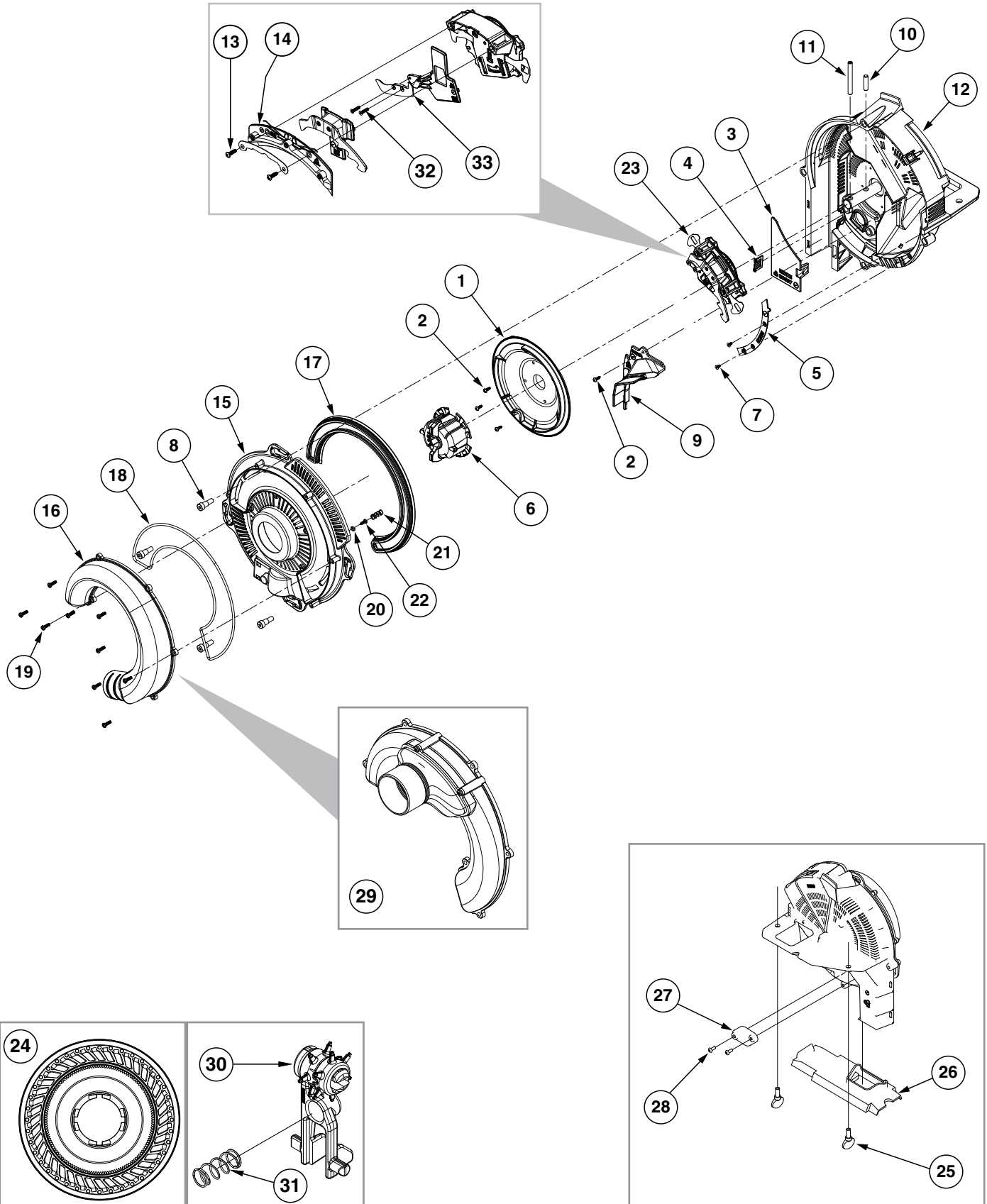
ITEM	PART NO.	QTY. (Per Row)	DESCRIPTION
1	G10602	1	Spring Pin, 1/4" x 1 1/2"
2	G10604	1	Spring Pin, 3/16" x 1 1/2"
3	GD26419	1	Housing Cover
4	GD1041	1	Belt Drive Sprocket
5	GD11286	1	Seed Belt
6	GA2019	1	Bearing
7	GA18201	1	Conveyor Housing
8	GB0110	1	Bearing Housing
9	GR1569	-	Carrier Plate W/Brush and Screw (Corn)
	GR0664	-	Carrier Plate W/Brush and Screw (Sunflower)
	GA2020	-	Brush
	G10690	-	Rolling Thread Screw, No. 10 x 3/4"
10	G10401	3	Slotted Hex Washer Head Screw, No. 10-32 x 5/8"
11	GD18704	12	Finger, Corn
12	GD19790	12	Spring
13	GB0410	1	Cam
14	GD11528	1	Finger Holder (Corn and Sunflower - Used With GR1848)
	GD26594	-	Finger Holder (Corn and Sunflower - Used With GR2154)
15	G10470	1	Cotter Pin, 5/32" x 1"
16	G11009	2	Locking Thumbscrew, 5/16"-18 x 3/4"
17	GD11311	1	Seed Baffle
18	GD1083	1	Cover Nut
19	G10500	1	Jam Nut, 5/8"-18 UNF
20	GA8343	1	Wave Washer, 5/8" (Triple Wave)
21	G10020	3	Hex Head Cap Screw, 1/4"-20 x 5/8"
	G10323	3	Hex Flange Nut, 1/4"-20, No Serrations
22	G10022	4	Hex Head Cap Screw, 1/4"-20 x 1/2"
	G10621	4	Serrated Flange Nut, 1/4"-20
23	G10021	1	Hex Head Cap Screw, 1/4"-20 x 1 1/2"
	G10621	1	Serrated Flange Nut, 1/4"-20
24	G10603	1	Spring Pin, 1/4" x 1 1/4"
25	GD1042	1	Idler
26	GB0120	1	Bushing, 1 7/64" I.D. x 1 1/32" Long
27	GD19333	12	Finger, Oil Sunflower
28	GD15698	1	Shank Cover, Finger Pickup Seed Meter
29	GD11787	-	Half Rate Blank Finger
30	GB0410	-	Cam (Sunflower)
A	GR1848	-	Finger Assembly, Corn (Items 11-14 and 20)
B	GR2154	-	Finger Assembly, Sunflower (Items 12, 14, 20, 27, and 30)
C	700-01082	-	Corn Meter Assembly (Items 1-26 and 28)
D	900-01117	-	Sunflower Meter Assembly (Items 1-10, 12, 14-15, 17-27, and 30)

RUA037/RUA056/RUA057(RU14f)



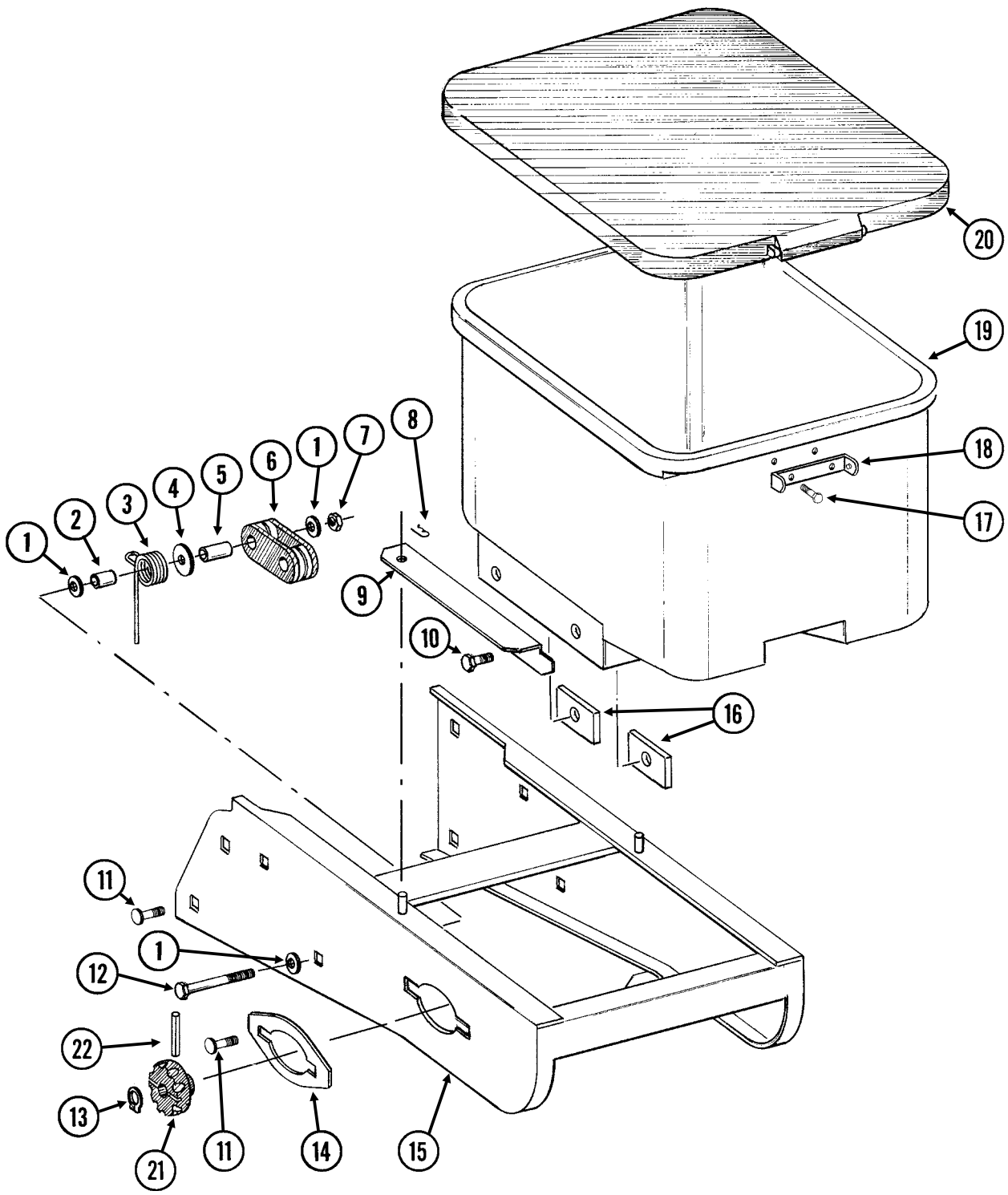
ITEM	PART NO.	QTY. (Per Row)	DESCRIPTION
1	G11009	2	Locking Thumbscrew, 5/16"-18 x 3/4"
2	GA18208	1	Housing W/Bearing
	GA5698	-	Bearing
3	GA6038	1	Hub W/Shoulder Bolts
	GD1755	-	Shoulder Bolt, 1/4"-20 (2 Used)
4	G10603	1	Spring Pin, 1/4" x 1 1/4"
5	G10602	1	Spring Pin, 1/4" x 1 1/2"
6	GD8778	1	Wear Strip
7	GA5699	1	Upper Brush
8	GD11122	1	Upper Brush Retainer (Used W/Soybean and Cotton Discs)
9	GA5834	1	Lower Brush
10	GA5794	-	Seed Disc, Soybean, 60 Cell, Black Color-Coded
	GA6184	-	Seed Disc, Specialty Soybean, 48 Cell, Dark Blue Color-Coded
	GA5796	-	Seed Disc, Cotton, Acid-Delinted, 30 Cell, White Color-Coded
	GA6168	-	Seed Disc, Large Cotton, Acid-Delinted, 36 Cell, Tan Color-Coded
	GA6478	-	Seed Disc, High-Rate Cotton, Acid-Delinted, 48 Cell, Light Green Color-Coded
	GA6182	-	Seed Disc, Hill-Drop Cotton, Acid-Delinted, 12 Cell, Brown Color-Coded
	GA7255	-	Seed Disc, Small Hill-Drop Cotton, Acid-Delinted, 12 Cell, Dark Green Color-Coded
11	G10531	2	Wing Nut W/Nylon Insert, 1/4"-20
12	G11151	9	Hex Washer Head Screw, No. 10-16 x 1/2"
	G10634	-	Slotted Tap Screw, No. 10-24 x 5/8" (Use As Required)
13	GD7878	1	Cover
14	GD15699	1	Shank Cover, Brush-Type Seed Meter
15	GA5982	-	Seed Disc, Small Milo/Grain Sorghum, 30 Cell, Red Color-Coded
	GA6187	-	Seed Disc, Large Milo/Grain Sorghum, 30 Cell, Light Blue Color-Coded
	GA5795	-	Seed Disc, High-Rate Small Milo/Grain Sorghum, 60 Cell, Red Color-Coded
	GA6633	-	Seed Disc, High-Rate Large Milo/Grain Sorghum, 60 Cell, Yellow Color-Coded
16	GD8237	-	Upper Brush Retainer (Used W/Milo/Grain Sorghum Discs)
A	700-01079	-	Brush Meter (Items 1-9 and 11-14)

(IP1507)



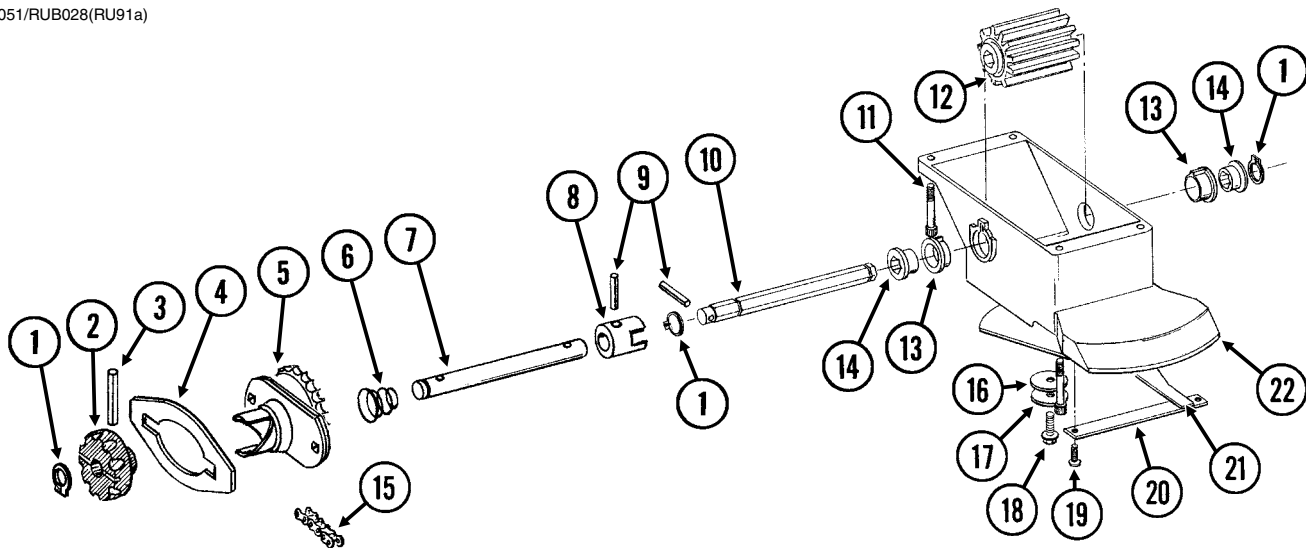
ITEM	PART NO.	QTY.	DESCRIPTION
1	GB0815	1	Shield
2	G11619	4	Phillips Pan Head Tapping Screw, No. 6-19 x 3/8"
3	GB0697	1	Chute Cover
4	GB0780	1	Brush
5	GB0823	1	Baffle
6	GB0816	1	Disc Hub
7	G11618	2	Torx Flat Head Tapping Screw, No. 6-19 x 1/4"
8	G11172	4	Hex Socket Head Shoulder Screw, 1/4"-20 x 3/8", Stainless Steel
9	GA20746	1	Brush Assembly
10	G11448	1	Pin, 1/4" x 1"
11	G10475	1	Spring Pin, 1/4" x 2 1/4"
12	GA22213	1	Meter Housing W/Bearing
13	G11578	2	Phillips Pan Head Tapping Screw, No. 8-18 x 1/2"
14	GA20110	1	Singulator Guide Sub Assembly
15	GB0920	1	Cover
16	GB0818	1	Vacuum Port, Pull Row Unit
17	GB0676	1	Lip Seal
18	GD26593	1	Gasket Housing
19	G11556	9	Phillips Pan Head Tapping Screw, 6-19 x 1/2"
20	GB0907	1	Retainer Spring
21	GD25147	1	Compression Spring
22	G11619	1	Phillips Pan Head Tapping Screw, No. 6-19 x 3/8"
23	GA18775	1	Singulator Assembly (Includes Items 13 and 14)
24	G9040X	1	Seed Disc, Corn, 40 Cell, Light Blue Color-Coded, Ejector Wheel, and Spring
	G9041X	-	Seed Disc, Soybean, 120 Cell, Black Color-Coded, Ejector Wheel, and Spring
	G9043X	-	Seed Disc, Sugar Beets/Milo, Dark Orange Color-Coded, Ejector Wheel, and Spring
	G9042X	-	Seed Disc, Sunflower, 40 Cell, Gray Color-Coded, Ejector Wheel, and Spring
	G9272X	-	Seed Disc, Cotton, 60 Cell, Green Color-Coded, Ejector Wheel, and Spring
	G9273X	-	Seed Disc, Black Turtle and Navy Edible Bean and Popcorn, 60 Cell, Brown Color-Coded, Ejector Wheel, and Spring
	G9308X	-	Seed Disc, Pinto and Great Northern Edible Beans and Low-Rate Soybean, 60 Cell, Dark Blue Color Coded, Ejector Wheel, and Spring
25	G11009	2	Locking Thumbscrew, 5/16"-18 x 3/4"
26	GB0926	1	Shank Cover
27	GD28631	1	Cover Plate
28	G11281	2	Hex Button Head Cap Screw, 10-24 x 1/2"
29	GA20111	1	Vacuum Port, Push Row Unit
30	GA19112	-	Ejector Arm, Corn
	GA19113	-	Ejector Arm, Soybean
	GA19114	-	Ejector Arm, Sunflower
	GA19115	-	Ejector Arm, Beets/Milo
	GA20346	-	Ejector Arm, Black Turtle, Navy, Pinto, and Great Northern Edible Bean, Popcorn, and Low-Rate Soybean
31	GD25147	-	Compression Spring
32	G11693	2	Torx Flat Head Machine Screw, No. 4-40 x 1/2"
33	GB0921	1	Lower Blade
A	G9277X	-	Vacuum Meter Assembly, Pull Row Unit (Items 1-23 and 27-28)
B	G9275X	-	Vacuum Meter Assembly, Push Row Unit (Items 1-14, 23, and 25-27)
C	GA20622	-	Cover Assembly (Items 15-22)

(METR14d)



ITEM	PART NO.	QTY. (Per Row)	DESCRIPTION
1	G11387	3	Flat Washer, 3/8" SAE
2	GD2971-10	1	Sleeve, 9/16" Long
3	GD11219	1	Spring
4	G10201	1	Special Washer, 3/8" x 1 1/2" O.D.
5	GD1026	1	Sleeve, 1 3/16" Long
6	GD11962	1	Idler
7	G10108	1	Lock Nut, 3/8"-16
8	G10670	2	Hair Pin Clip, No. 3
9	GD1059L	1	Support, L.H. (Shown)
	GD1059R	1	Support, R.H.
10	G10002	4	Hex Head Cap Screw, 3/8"-16 x 3/4"
	G10229	4	Lock Washer, 3/8"
11	G10312	8	Carriage Bolt, 5/16"-18 x 3/4"
	G10620	8	Serrated Flange Nut, 5/16"-18
12	G10325	1	Hex Head Cap Screw, 3/8"-16 x 2 3/4"
13	G10567	3	External Retaining Ring, 5/8"
14	GD11305	1	Plate
15	A10759	1	Hopper Panel Extension (Non-Stock Item) (Sub Wholegoods Order Code 700-01099)
16	GD11424	4	Block
17	G10023	2	Hex Head Cap Screw, 1/4"-20 x 3/4"
	G10621	2	Serrated Flange Nut, 1/4"-20
18	GD1060	1	Hinge
19	GA8371	1	Hopper
20	GA4444	1	Lid
21	GD11239	1	Knob
22	G10602	1	Spring Pin, 1/4" x 1 1/2"

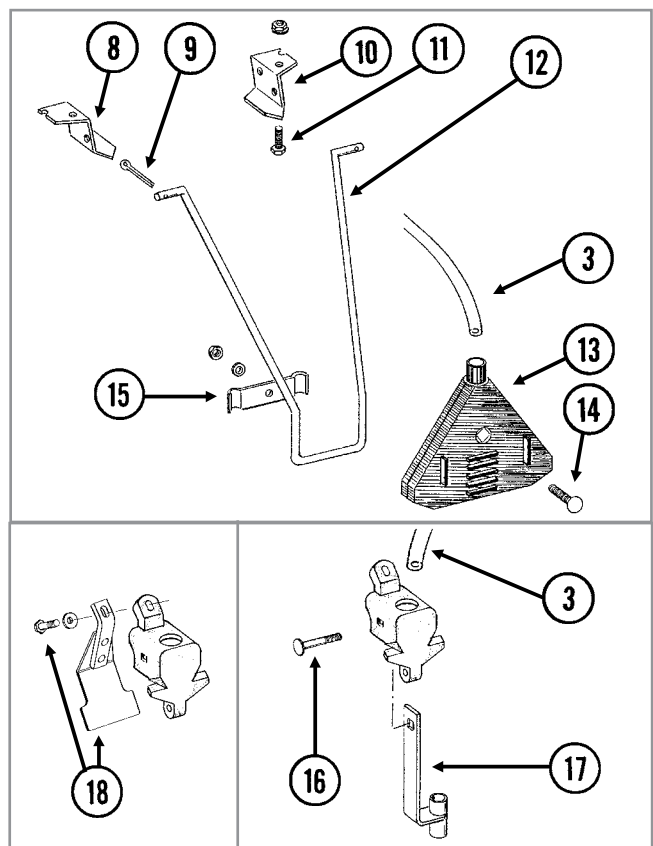
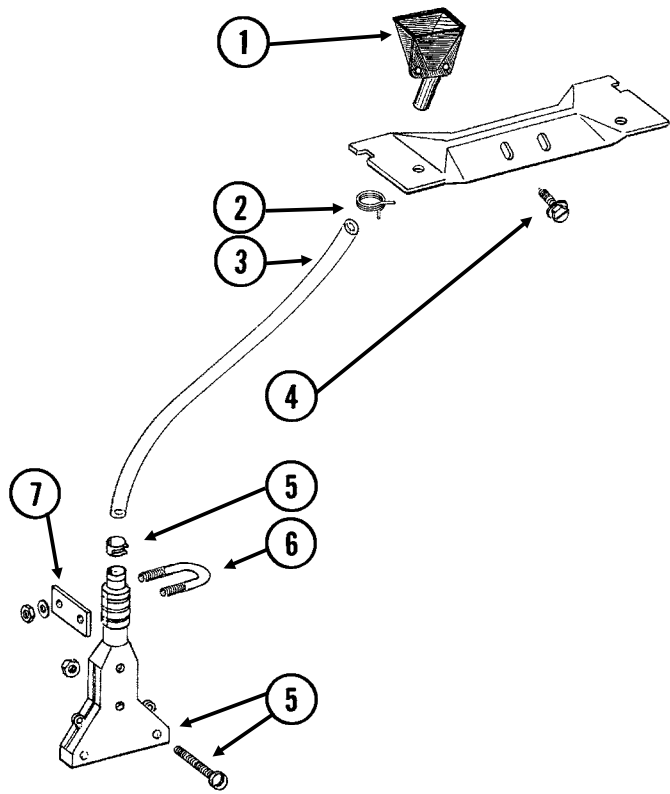
RUA051/RUB028(RU91a)



ITEM	PART NO.	QTY. (Per Row)	DESCRIPTION
1	G10567	3	External Retaining Ring, 5/8"
2	GD11239	1	Knob
3	G10602	1	Spring Pin, 1/4" x 1 1/2"
4	---	-	See "Granular Chemical Hopper and Hopper Panel Extension" on page P23
5	GA8364	1	Sprocket and Bearing, Drive Clutch, 24 Tooth
6	GD11413	1	Spring
7	GD11240	1	Shaft
8	GB0278	1	Coupler
9	G10546	2	Spring Pin, 3/16" x 1 1/4"
10	GD11297	1	Shaft
11	G11793	4	Hex Socket Head Cap Screw, No. 10-24 x 7/8"
12	GD7148	1	Feed Roller, Hex Bore
13	GB0115	2	Bearing
14	GD7258	2	Hex Bushing
15	G3303-114	1	Chain, No. 41, 114 Pitch Including Connector Link
	GR0196	1	Connector Link, No. 41
16	G10660	1	Wave Washer, 1/2"
17	G11385	1	Flat Washer, 1/4" SAE
18	G10570	1	Slotted Hex Self-Tapping Screw, 1/4"-20 x 3/4"
19	G11073	2	Slotted Hex Self-Tapping Screw, No. 10 x 3/8"
20	GD1061	1	Support Strap
21	GD1063	1	Metering Gate
22	GB0116	1	Granular Housing
A	GA8326	-	Granular Chemical Meter Complete (Items 1, 9, 10, 12-14 and 16-22)
B	GA8366	-	Granular Chemical Meter Clutch (Items 1-3 and 5-9)

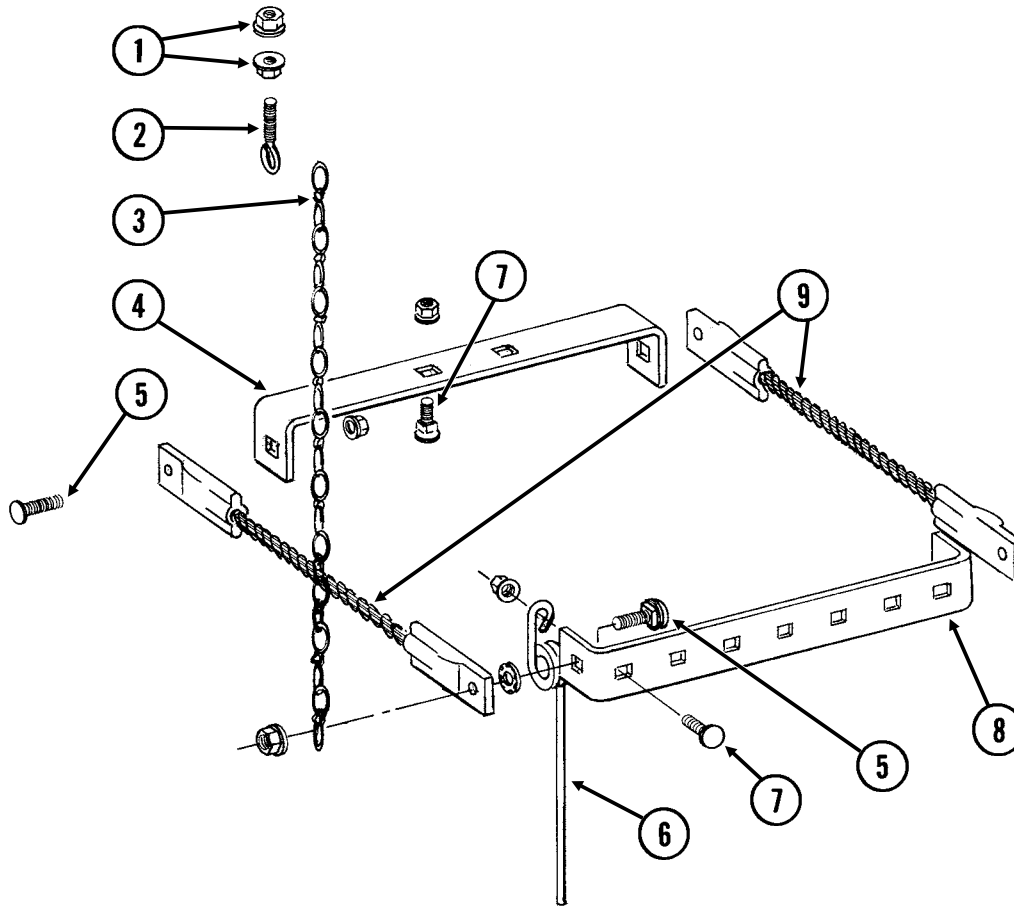
This page left blank intentionally.

RUA061/RUA073(RU101mm/RU83m)



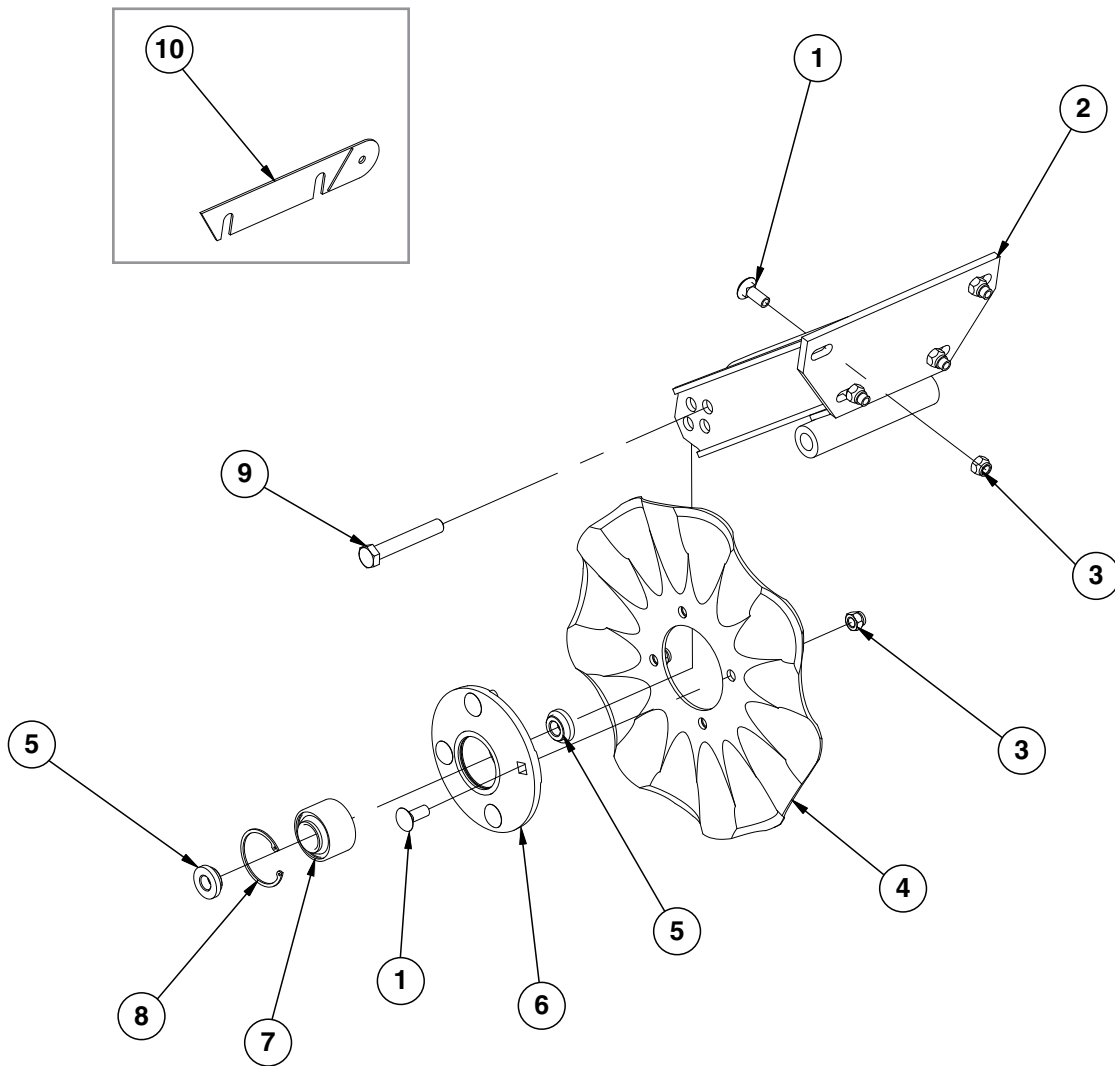
ITEM	PART NO.	QTY.	DESCRIPTION
1	GD2423	1	Funnel
2	G11209	1	Wire Hose Clamp, ¾"
3	GD2947	1	Hose, 7/16" x 28"
4	G10523	2	Slotted Pan Head Self-Tapping Screw, No. 10 x ½"
5	GA6907	1	Slope-Compensating Bander W/Hardware (4½" Band Width)
	G10864	1	Uni-Clamp
	G10757	2	Pan Head Screw, No. 10-32 x 1¼"
	G10758	2	Hex Nut, No. 10-32
6	GD10963	1	U-Bolt, 1½" x 1⅝" x ¼"-20
	G11385	2	Flat Washer, ¼" SAE
	G10110	2	Lock Nut, ¼"-20, Grade B
7	GD10984	1	Spacer
8	GD1115L	-	Hanger Bracket, L.H.
9	G10452	-	Cotter Pin, ⅛" x ½"
10	GD1115R	-	Hanger Bracket, R.H.
11	G10310	-	Carriage Bolt, ¼"-20 x ¾", Grade 2
	G10227	-	Lock Washer, ¼"
	G10103	-	Hex Nut, ¼"-20
12	GD1116	-	Hanger
13	GA2075	-	Diffuser, 14" Band
14	G10306	-	Carriage Bolt, ⅜"-16 x 2"
	G10229	-	Lock Washer, ⅜"
	G10101	-	Hex Nut, ⅜"-16
15	GD1118	-	Clamp
16	G10315	1	Carriage Bolt, ½"-13 x 2½" (Replaces Existing ½" x 2¼" Hardware)
17	GA6741	1	Bracket (Straight Drop In-Furrow)
18	G1K385	-	Bander Shield Kit W/Hardware and Instruction
	G10003	1	Hex Head Cap Screw, ⅜"-16 x 1½"
	G11387	1	Flat Washer, ⅜" SAE

RUA055(RU95)



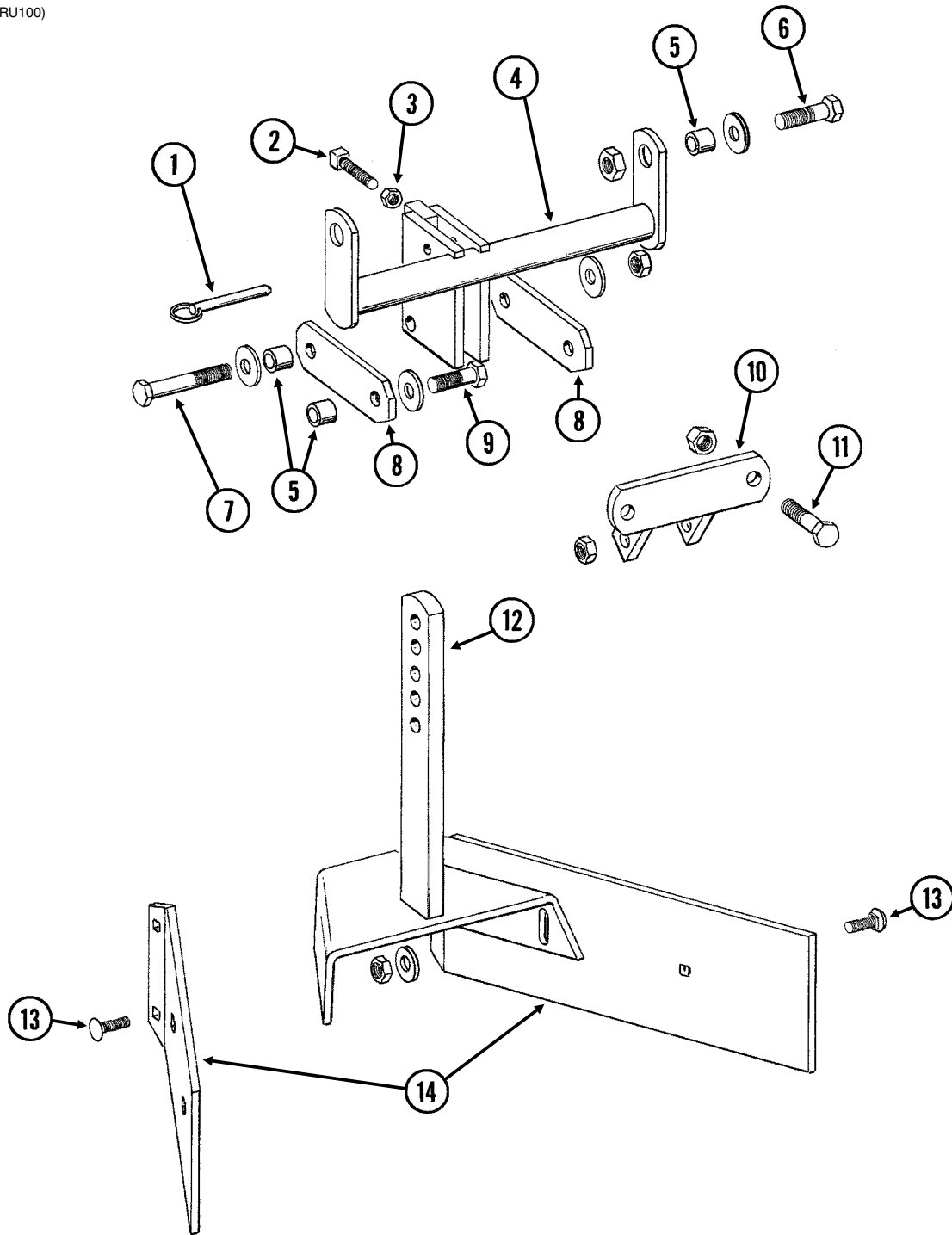
ITEM	PART NO.	QTY. (Per Row)	DESCRIPTION
1	G10621	4	Serrated Flange Nut, 1/4"-20
2	GD2460	2	Eyebolt, 1/4"-20
3	G3305-01	2	Twin Loop Chain, 9 Links
4	GD1143	1	Front Bracket
5	G10305	4	Carriage Bolt, 3/8"-16 x 1"
	G10529	4	External Tooth Lock Washer, 3/8"
	G10622	4	Serrated Flange Nut, 3/8"-16
6	GD1145	7	Spring Tooth
7	G10305	9	Carriage Bolt, 3/8"-16 x 1"
	G10622	9	Serrated Flange Nut, 3/8"-16
8	GD1144	1	Rear Bracket
9	GA2094	2	Cable Assembly

(IP1279)



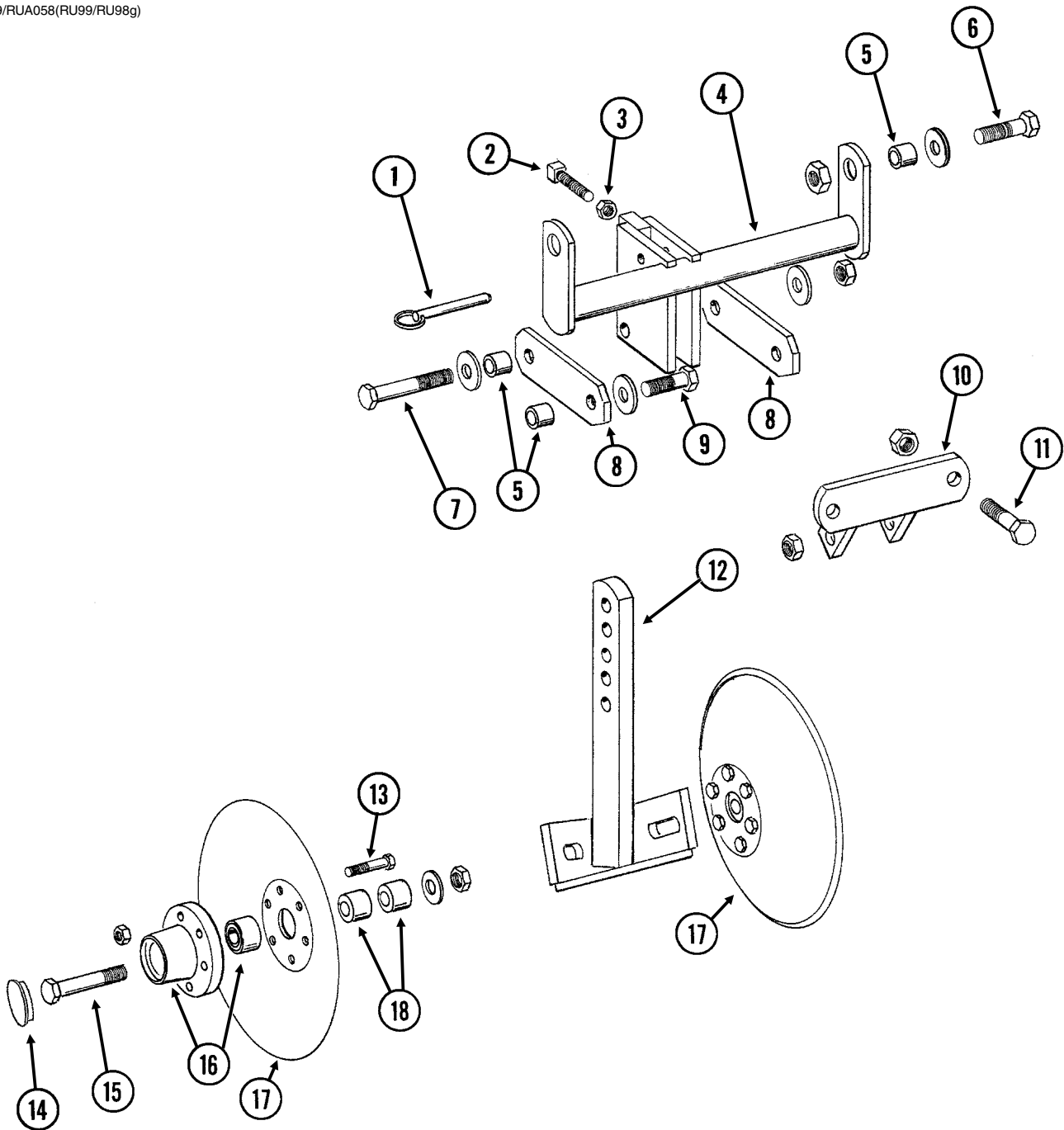
ITEM	PART NO.	QTY. (Per Row)	DESCRIPTION
1	G10574	8	Carriage Bolt, 1/2"-13 x 1 1/4"
2	GA11520	1	Arm
3	G10111	8	Lock Nut, 1/2"-13
4	GD7803	1	Disc Blade, Fluted, 1", 8 Flutes (Shown)
	GD7804	-	Disc Blade, Bubbled, 1"
	GD9254	-	Disc Blade, Fluted, 3/4", 13 Flutes
5	GD11677	2	Adapter
6	GA8641	1	Hub W/Bearing And Retaining Ring (Includes items 7 and 8)
7	GA8603	1	Bearing, Double Row
8	GD19292	1	Retaining Ring (Square), 27/16"
9	G10036	1	Hex Head Cap Screw, 5/8"-11 x 4"
	G10107	1	Lock Nut, 5/8"-11
10	GD14398	1	Spacer

RUA059/RUA060(RU99/RU100)



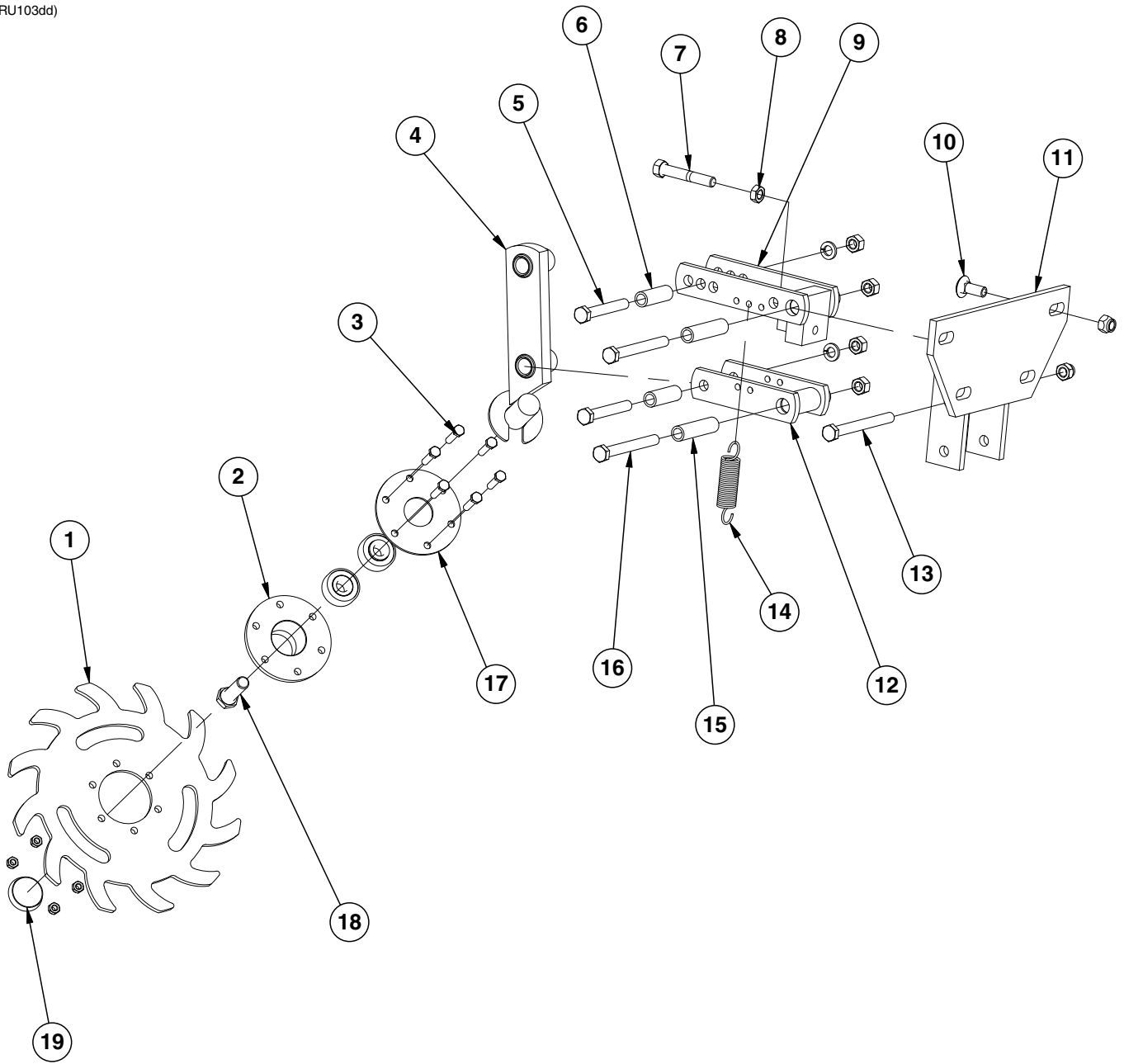
ITEM	PART NO.	QTY. (Per Row)	DESCRIPTION
1	G10536	1	Detent Pin, 1/2" x 2 1/2" Grip
2	G10597	1	Square Head Set Screw, 5/8"-11 x 2 1/4"
3	G10503	1	Hex Jam Nut, 5/8"-11, Grade 2
4	GA5719	1	Mounting Bracket
5	GD7889	6	Bushing, 1" O.D. x 9/16" I.D. x 7/16" Long
6	G10039	2	Hex Head Cap Screw, 1/2"-13 x 1 3/4"
	G11389	2	Flat Washer, 1/2" SAE
	G10111	2	Lock Nut, 1/2"-13
7	G10585	1	Hex Head Cap Screw, 1/2"-13 x 3 1/4"
	G11389	2	Flat Washer, 1/2" SAE
	G10111	1	Lock Nut, 1/2"-13
8	GD7890	2	Link
9	G10017	2	Hex Head Cap Screw, 1/2"-13 x 1 1/2"
	G11389	2	Flat Washer, 1/2" SAE
	G10111	2	Lock Nut, 1/2"-13
10	GA5715	1	Anchor
11	G10017	2	Hex Head Cap Screw, 1/2"-13 x 1 1/2"
	G10111	2	Lock Nut, 1/2"-13
12	GA5892	1	Leveler
13	G10303	6	Carriage Bolt, 5/16"-18 x 1"
	G11386	4	Flat Washer, 5/16" SAE
	G10109	6	Lock Nut, 5/16"-18, Grade 8
14	GD8266	2	Blade

RUA059/RUA058(RU99/RU98g)



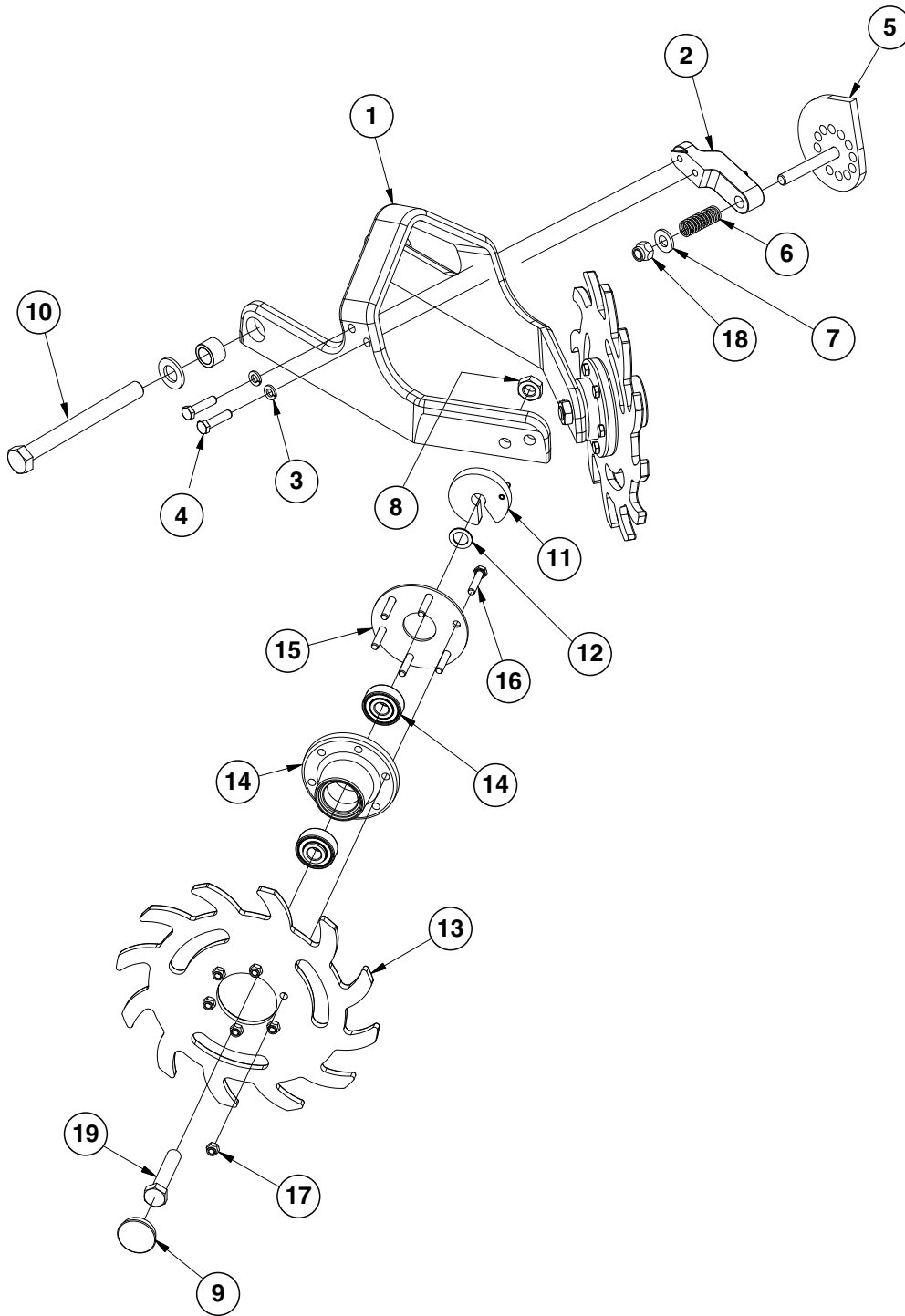
ITEM	PART NO.	QTY. (Per Row)	DESCRIPTION
1	G10536	1	Detent Pin, 1/2" x 2 1/2" Grip
2	G10597	1	Square Head Set Screw, 5/8"-11 x 2 1/4"
3	G10503	1	Hex Jam Nut, 5/8"-11, Grade 2
4	GA5719	1	Mounting Bracket
5	GD7889	6	Bushing, 1" O.D. x 9/16" I.D. x 7/16" Long
6	G10039	2	Hex Head Cap Screw, 1/2"-13 x 1 3/4"
	G11389	2	Flat Washer, 1/2" SAE
	G10111	2	Lock Nut, 1/2"-13
7	G10585	1	Hex Head Cap Screw, 1/2"-13 x 3 1/4"
	G11389	2	Flat Washer, 1/2" SAE
	G10111	1	Lock Nut, 1/2"-13
8	GD7890	2	Link
9	G10017	2	Hex Head Cap Screw, 1/2"-13 x 1 1/2"
	G11389	2	Flat Washer, 1/2" SAE
	G10111	2	Lock Nut, 1/2"-13
10	GA5715	1	Anchor
11	G10017	2	Hex Head Cap Screw, 1/2"-13 x 1 1/2"
	G10111	2	Lock Nut, 1/2"-13
12	GA5718	1	Support Arm
13	G10572	6	Truss Head Slotted Machine Screw, 5/16"-18 x 7/8"
	G10106	6	Hex Nut, 5/16"-18
14	GD1132	2	Dust Cap
15	G10318	2	Hex Head Cap Screw, 5/8"-11 x 4 1/2"
	G11391	2	Flat Washer, 5/8" SAE
16	GA5654	2	Hub W/Bearings
	GA2014	-	Bearing
17	GD7823	-	Disc Blade, Solid, 12" (Shown)
	GD8307	-	Disc Blade, Notched, 12"
18	GD7817-01	2	Spacer, 1 1/16" I.D. x 3/4" Long
	GD7817-04	2	Spacer, 1 1/16" I.D. x 1/2" Long

(RU103dd)



ITEM	PART NO.	QTY. (Per Row)	DESCRIPTION
1	GB0387	1	Wheel, 12 Tine, 3/8" x 12"
2	GA5654 GA2014	1 -	Hub W/Bearings Bearing
3	G10133 G10109	6 6	Hex Head Cap Screw, 5/16"-18 x 1 1/2" Lock Nut, 5/16"-18, Grade 8
4	GA6838	1	Wheel Mount
5	G10033 G10228 G10102	2 2 2	Hex Head Cap Screw, 1/2"-13 x 3 1/2" Lock Washer, 1/2" Hex Nut, 1/2"-13
6	GD9720	2	Spacer, 1/2" x 2 3/16" Long
7	G10371	1	Hex Head Cap Screw, 1/2"-13 x 3", Full Thread
8	G10501	1	Hex Jam Nut, 1/2"-13, Grade 2
9	GA6833	1	Upper Link
10	G10574 G10111	4 4	Carriage Bolt, 1/2"-13 x 1 1/4" Lock Nut, 1/2"-13
11	GA6832	1	Mount
12	GA6834	1	Lower Link
13	G10348 G10111	1 1	Hex Head Cap Screw, 1/2"-13 x 5" (Lockup Bolt) Lock Nut, 1/2"-13
14	GD5857	2	Spring
15	GD9715	2	Spacer, 1/2" x 3" Long
16	G10045 G10228 G10102	2 2 2	Hex Head Cap Screw, 1/2"-13 x 4 1/2" Lock Washer, 1/2" Hex Nut, 1/2"-13
17	GD9724	1	Backing Plate
18	G10006	1	Hex Head Cap Screw, 5/8"-11 x 2 1/4"
19	GD1132	1	Dust Cap
A	GA12236	-	Wheel Assembly, 12 Tine, R.H. (Items 1-3 and 18)

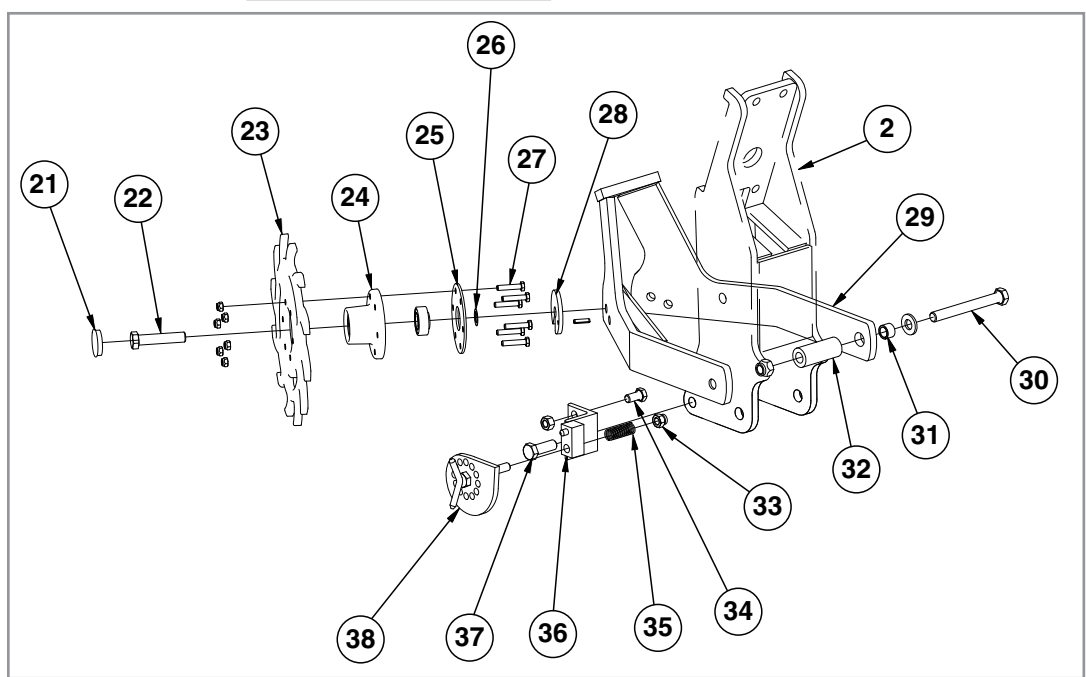
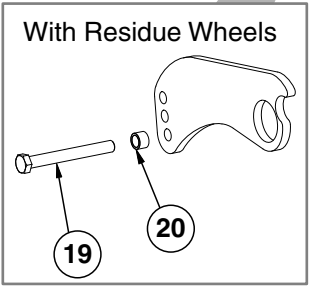
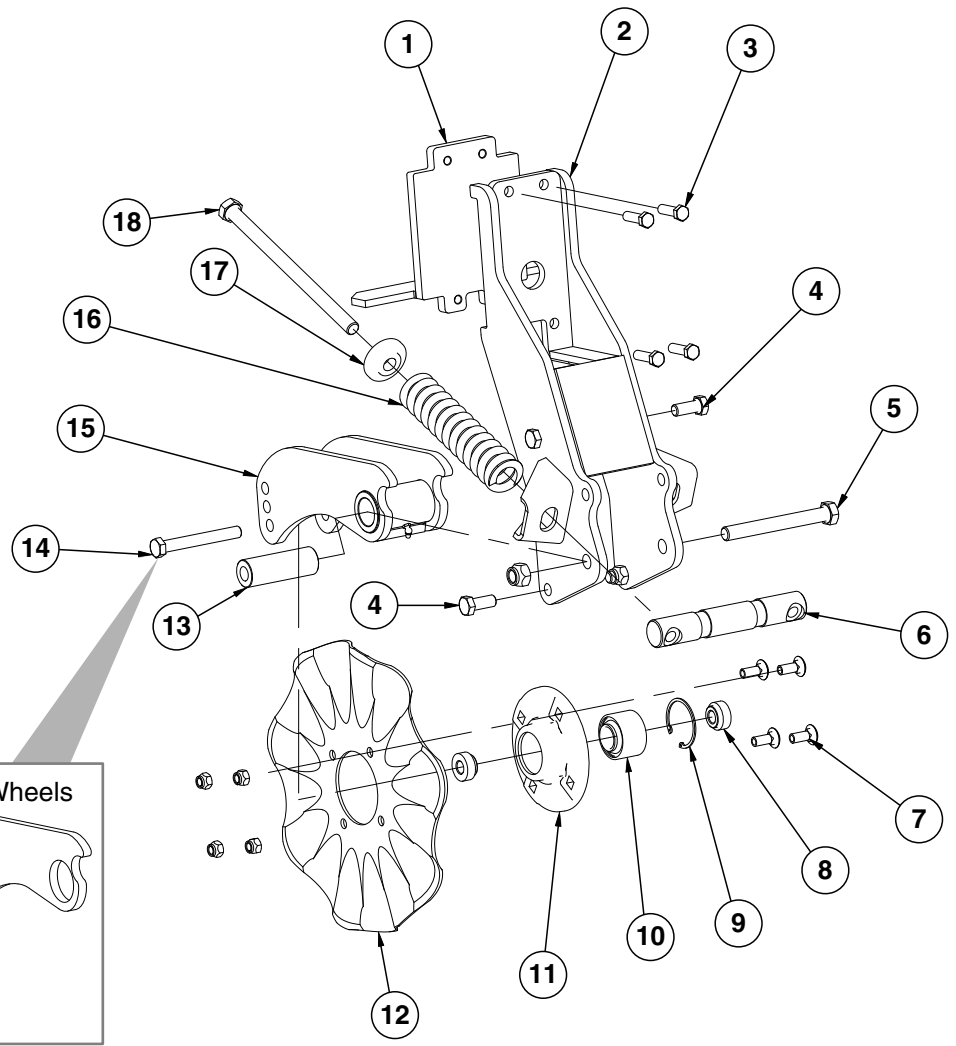
(IP1468)



ITEM	PART NO.	QTY. (Per Row)	DESCRIPTION
1	GB0464	1	Residue Wheel Mount
2	GD26973	1	Cam Locking Pin
3	G10229	2	Lock Washer, 3/8"
4	G10004	2	Hex Head Cap Screw, 3/8"-16 x 1 1/4"
5	GA14251	1	Cam
6	GD10519	1	Spring
7	G11389	1	Flat Washer, 1/2" Plated SAE
8	G10503	2	Hex Jam Nut, 5/8"-11, Grade 2
9	GD1132	2	Dust Cap
10	G11236	1	Hex Head Cap Screw, 3/4"-10 x 10 1/2"
	G11392	2	Flat Washer, 3/4" SAE
	GB0383	2	Bushing, 1 1/8" O.D. x 25/32" I.D. x 3/4" Long
	G11228	1	Lock Nut, 3/4"-10
11	GA8760	2	Weed Guard W/Spring Pin
	G10765	-	Spring Pin, 1/4" x 1"
12	GD30725	4	Machine Bushing, 5/8" (.030" Thick)
13	GB0387	2	Wheel, 12 Tine, 3/8" x 12"
14	GA5654	2	Hub W/Bearings
	GA2014	-	Bearing
15	GD9724	2	Backing Plate
16	G10133	12	Hex Head Cap Screw, 5/16"-18 x 1 1/2"
17	G10109	12	Lock Nut, 5/16"-18, Grade 8
18	G10974	1	Lock Nut W/Nylon Insert, 1/2"-13
19	G10010	2	Hex Head Cap Screw, 5/8"-11 x 3"
A	GA12235	-	L.H. Residue Wheel (Items 13-17)
B	GA12236	-	R.H. Residue Wheel (Items 13-17)

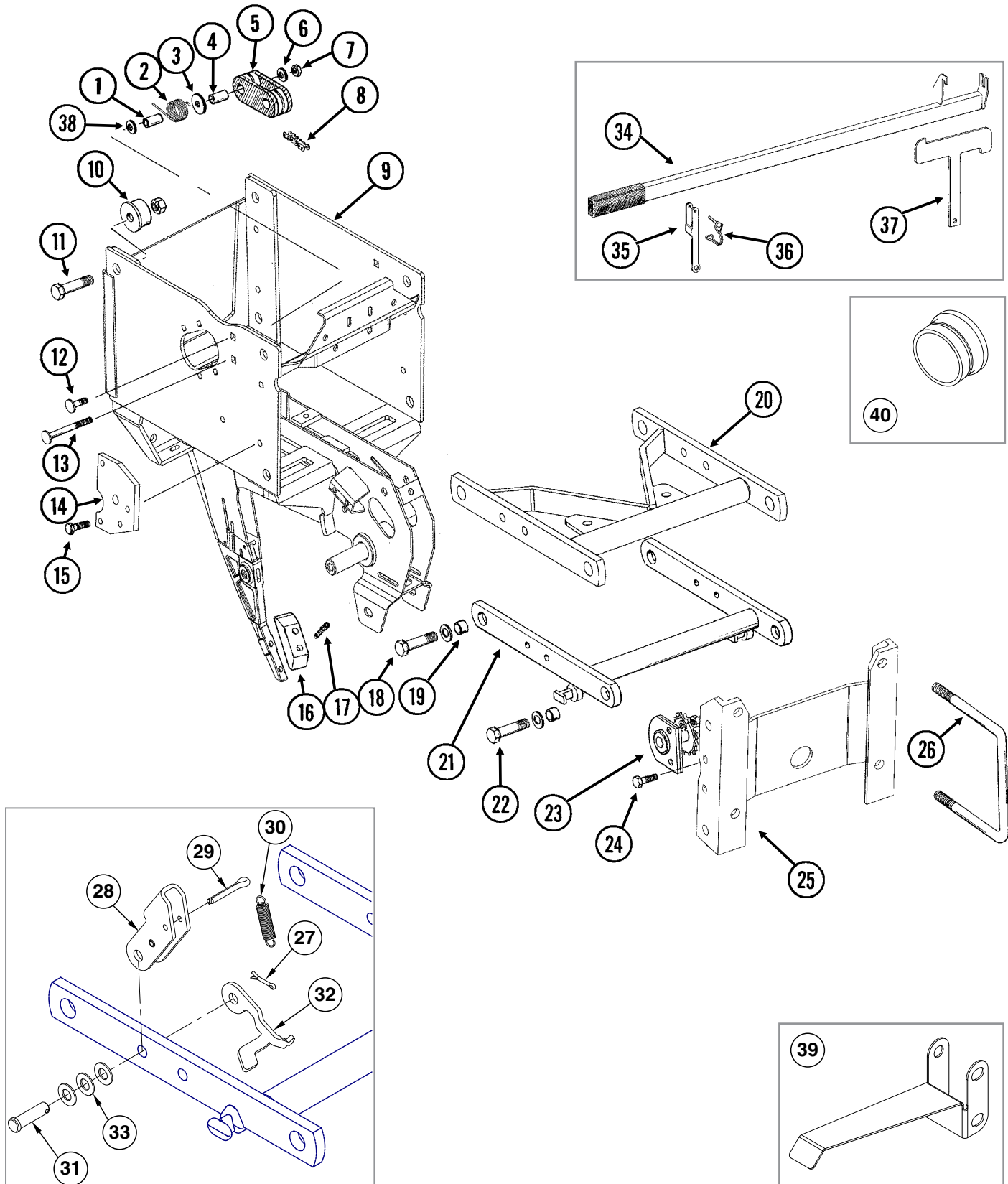
(IP1292/IP1294)

NOTE: Four center row units require special mount and extension brackets when using Frame Mounted Coulters W/Residue Wheels. See ["Parallel Arms, Mounting Support Plate, and Quick Adjustable Down Forces Springs Option"](#) on page P5.



ITEM	PART NO.	QTY. (Per Row)	DESCRIPTION
1	GA9844	1	Plate W/Angle
2	GA9131	1	Coulter Frame
3	G10039	4	Hex Head Cap Screw, 1/2"-13 x 1 3/4"
4	G10007	4	Hex Head Cap Screw, 5/8"-11 x 1 1/2"
	G10107	4	Lock Nut, 5/8"-11
5	G10400	1	Hex Head Cap Screw, 3/4"-10 x 6 1/2"
	G10112	1	Lock Nut, 3/4"-10
6	GD12826	1	Spring Anchor Bar
7	G10574	4	Carriage Bolt, 1/2"-13 x 1 1/4"
	G10111	4	Lock Nut, 1/2"-13
8	GD12827	2	Adapter
9	GD19292	1	Retaining Ring, 2 7/16"
10	GA8603	1	Bearing, Double Row
11	GB0291	1	Coulter Hub
12	GD7803	1	Disc Blade, Fluted, 1", 8 Flutes (Shown)
	GD7804	-	Disc Blade, Bubbled, 1"
	GD9254	-	Disc Blade, Fluted, 3/4", 13 Flutes
13	GD12829	1	Sleeve
14	G10046	1	Hex Head Cap Screw, 5/8"-11 x 5"
	G10107	1	Lock Nut, 5/8"-11
15	GA9845	1	Coulter Arm W/Grease Fitting
	G10643	-	Grease Fitting, 45°, 1/4"-28
16	GD12817	2	Compression Spring
17	GB0213	2	Spring Seat
18	G11010	2	Hex Head Cap Screw, 3/4"-10 x 12"
19	G10011	1	Hex Head Cap Screw, 5/8"-11 x 5 1/2"
20	GB0218	1	Bushing, 2 1/32" I.D. x 7/8" O.D. x 1 9/32" Long
21	GD1132	2	Dust Cap
22	G10010	2	Hex Head Cap Screw, 5/8"-11 x 3"
	G10503	2	Hex Jam Nut, 5/8"-11, Grade 2
23	GB0387	2	Wheel, 12 Tine, 3/8" x 12"
24	GA5654	2	Hub W/Bearings
	GA2014	2	Bearing
25	GD9724	2	Backing Plate
26	G10213	2	Machine Bushing, 5/8" (.030" Thick)
27	G10133	12	Hex Head Cap Screw, 5/16"-18 x 1 1/2"
	G10109	12	Lock Nut, 5/16"-18, Grade 8
28	GA9862	2	Weed Guard W/Spring Pin
	G10765	1	Spring Pin, 1/4" x 1"
29	GA9865	1	Mount
30	G10011	2	Hex Head Cap Screw, 5/8"-11 x 5 1/2"
	G11391	2	Flat Washer, 5/8" SAE
	G10730	2	Lock Nut W/Nylon Insert, 5/8"-11
31	GB0218	2	Bushing, 2 1/32" I.D. x 7/8" O.D. x 1 9/32" Long
32	GD14170	2	Sleeve, 3"
34	G10014	1	Hex Head Cap Screw, 1/2"-13 x 1"
	G10102	1	Hex Nut, 1/2"-13
33	G10974	1	Lock Nut W/Nylon Insert, 1/2"-13
35	GD10519	1	Spring
36	GA15312	1	Support
37	G10005	1	Hex Head Cap Screw, 5/8"-11 x 1 3/4"
	G10107	1	Lock Nut, 5/8"-11
38	GA9861	1	Cam
A	GA12236	-	Wheel Assembly, 12 Tine, R.H. (Items 23-25 and 27) (Shown)
	GA12235	-	Wheel Assembly, 12 Tine, L.H. (Items 23-25 and 27)
B	GA8641	1	Hub W/Bearing And Retaining Ring (Items 9-11)

NOTE: Push row units use the same seed tube, row unit depth adjustment components, quick adjustable down force springs, 15" opener disc blades, gauge wheels, closing wheels, meter drive and seed hopper as the pull row unit. See those pages for common parts.



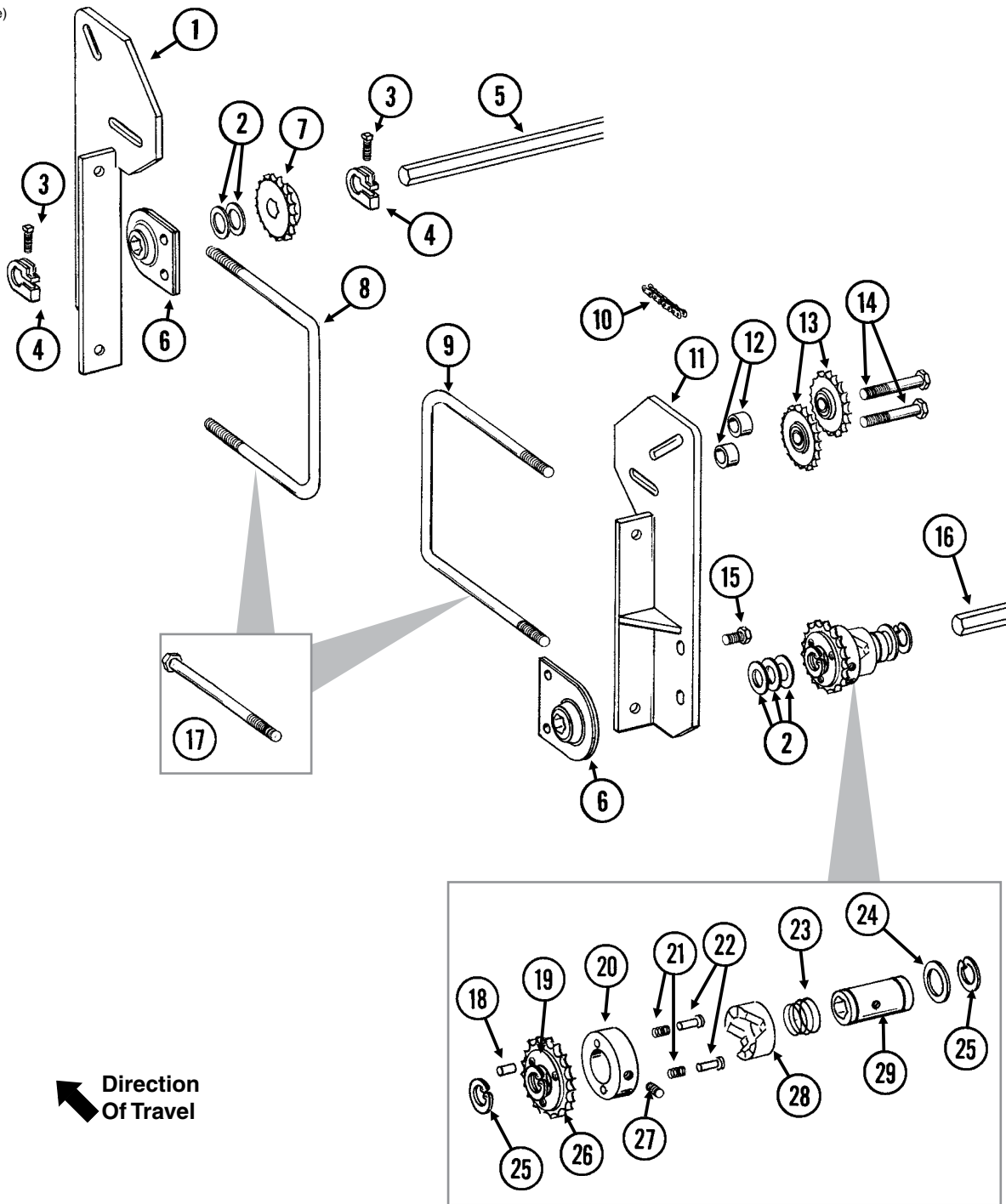
ITEM	PART NO.	QTY. (Per Row)	DESCRIPTION
1	GD1026	1	Sleeve, 1 $\frac{3}{16}$ " Long
2	GD11218	1	Spring
3	G10201	1	Special Washer, $\frac{3}{8}$ " x 1 $\frac{1}{2}$ " O.D.
4	GD8893-01	1	Sleeve, 1 $\frac{3}{8}$ " Long
5	GD11962	1	Idler
6	G11387	1	Flat Washer, $\frac{3}{8}$ " SAE
7	G10108	1	Lock Nut, $\frac{3}{8}$ "-16
8	G3303-96	1	Chain, No. 41, 96 Pitch Including Connector Link
	GR0196	1	Connector Link, No. 41
9	GA10161	-	Push Row Unit Shank
10	GB0314	2	Hopper Mount
11	G10751	2	Hex Head Cap Screw, $\frac{5}{8}$ "-18 x 1 $\frac{3}{4}$ "
	G11514	2	Lock Nut, $\frac{5}{8}$ "-18
12	G10599	1	Carriage Bolt, $\frac{3}{8}$ "-16 x 1 $\frac{1}{4}$ "
	G10101	1	Hex Nut, $\frac{3}{8}$ "-16
	G10108	1	Lock Nut, $\frac{3}{8}$ "-16
13	G10307	1	Carriage Bolt, $\frac{3}{8}$ "-16 x 3 $\frac{1}{2}$ "
14	GD24545	2	Stop
15	G10004	4	Hex Head Cap Screw, $\frac{3}{8}$ "-16 x 1 $\frac{1}{4}$ "
	G10108	4	Lock Nut, $\frac{3}{8}$ "-16
16	GB0301	1	Seed Tube Guard/Inner Scraper
17	G10912	2	Hex Socket Head Cap Screw, $\frac{5}{16}$ "-18 x 1", Grade 8
18	G10751	4	Hex Head Cap Screw, $\frac{5}{8}$ "-18 x 1 $\frac{3}{4}$ "
	G11391	4	Flat Washer, $\frac{5}{8}$ " SAE
	G11514	4	Lock Nut, $\frac{5}{8}$ "-18
19	GB0218	8	Bushing, $2\frac{1}{32}$ " I.D. x $\frac{7}{8}$ " O.D. x $1\frac{9}{32}$ " Long
20	GA11969	1	Upper Arm
21	GA5787	1	Lower Arm
22	G10732	4	Hex Head Cap Screw, $\frac{5}{8}$ "-18 x 2"
	G11391	4	Flat Washer, $\frac{5}{8}$ " SAE
	G11514	4	Lock Nut, $\frac{5}{8}$ "-18
23	GA1720	1	Bearing/Sprocket, $\frac{7}{8}$ " Hex Bore
24	G10004	2	Hex Head Cap Screw, $\frac{3}{8}$ "-16 x 1 $\frac{1}{4}$ "
	G10229	2	Lock Washer, $\frac{3}{8}$ "
	G10101	2	Hex Nut, $\frac{3}{8}$ "-16
25	GA11971	1	Mounting Plate
26	GD28100	-	U-Bolt, M16-2 x 180
	G12033	-	Hex Nut, M16-2.0
	G12040	-	Flat Washer, M16
27	G10451	1	Cotter Pin, $\frac{1}{8}$ " x 1"
28	GD11264	1	Lockup
	G10718		Spring Pin, $\frac{5}{16}$ " x 1 $\frac{1}{8}$ "
29	G10463	1	Cotter Pin, $\frac{1}{4}$ " x 1 $\frac{1}{2}$ "
30	GD25569	1	Spring
31	G10284	1	Clevis Pin, $\frac{1}{2}$ " x 1 $\frac{1}{2}$ "
32	GD25568	1	Spring Mount Tab, L.H.
	GD29459		Spring Mount Tab, R.H.
33	G10216	3	Washer, $\frac{1}{2}$ " USS
34	GA20246	1	Lift Lever W/Boot
	GD29220	-	Boot
35	GD30549	1	Bracket (Lift Lever)

Continued On Next Page

ITEM	PART NO.	QTY. (Per Row)	DESCRIPTION
36	GD9695	1	Wire Lock Pin, 1/4" x 1 3/4"
37	GD30550	1	Mount
38	G11387	1	Flat Washer, 3/8" SAE
39	GD29806	-	Seed Tube Bracket
40	GD17052	-	Vacuum Plug
	G10001	-	Hex Head Cap Screw, 3/8"-16 x 1"
	G10108	-	Lock Nut, 3/8"-16
	G11387	-	Flat Washer, 3/8" SAE
A	G1K534	-	Push Unit Lock-Up Kit, Items 27-33 (includes GD11648 - Push Unit Stop)
B	G1K535	-	Push Unit Spring Lock-Up Kit, Items 27-33

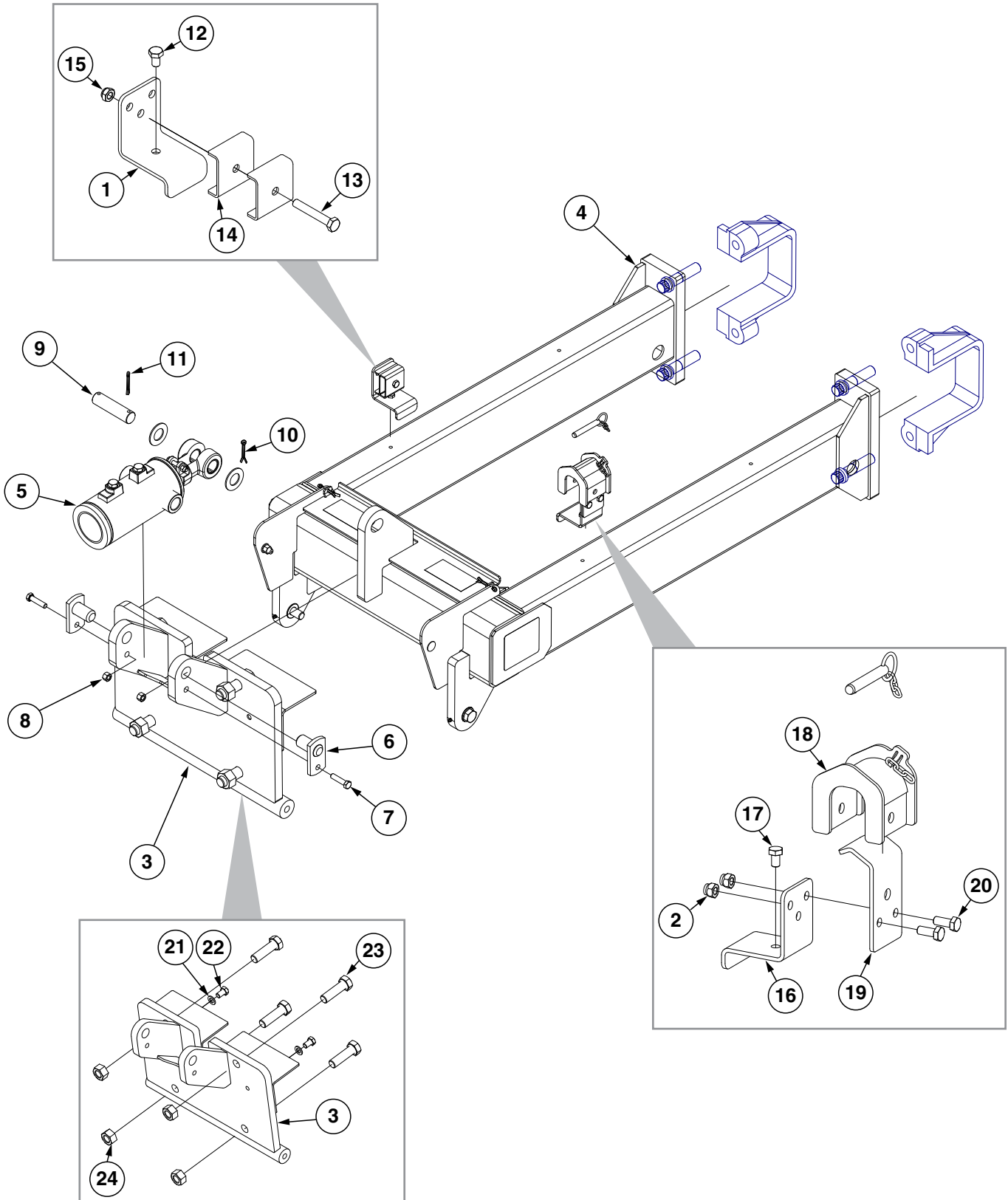
This page left blank intentionally.

PTD093(PT75e)



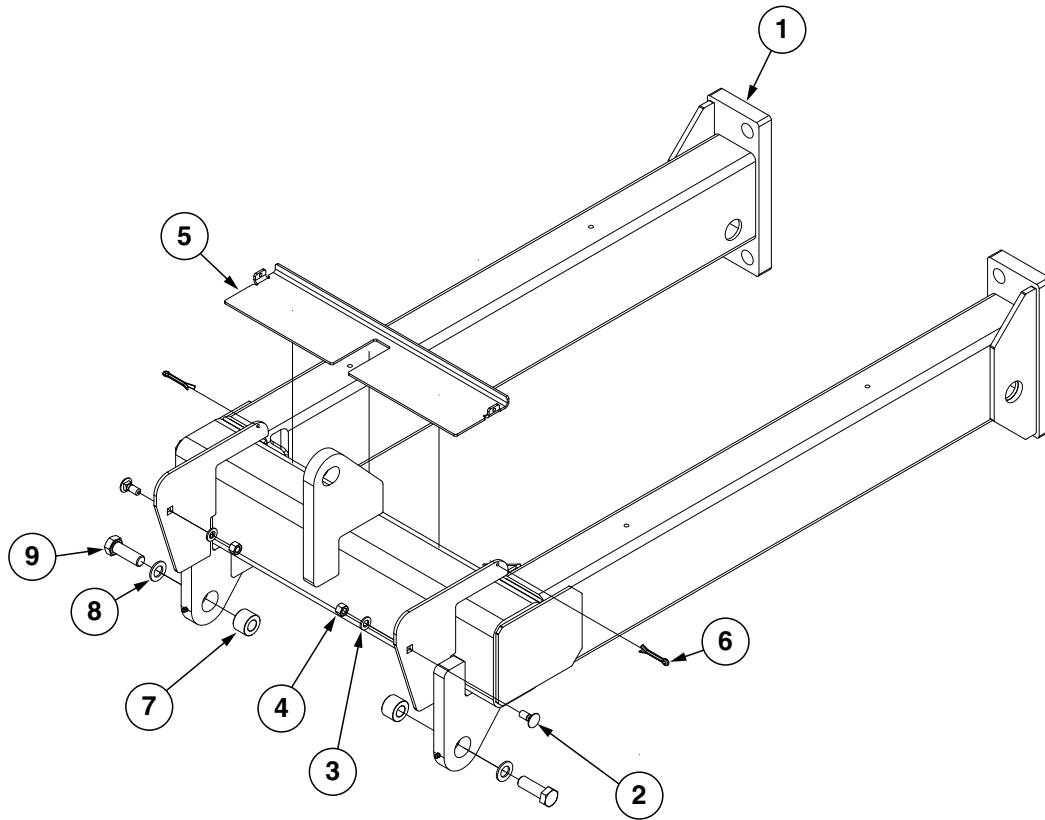
ITEM	PART NO.	QTY.	DESCRIPTION
1	GA21283	1	Front Mount
2	G10233	5	Machine Bushing, 1", 10 Gauge
3	G10130	2	Square Head Machine Bolt, 5/16"-18 x 1 3/4"
	G10923	2	Flange Nut, 5/16"-18, No Serration
4	GD11045	2	Lock Clamp
5	GD0914-144	1	Hex Shaft, 7/8" x 144" (No Holes), 6 Row
	GD0914-190	-	Hex Shaft, 7/8" x 190" (No Holes), 8 Row
6	GA2180	2	Hanger Bearing, 7/8" Hex Bore
7	GA5107	1	Sprocket, 19 Tooth
8	GD28350	1	U-Bolt, M16-2.0 x 100MM x 180MM (Double Frame Planters)
	G12033	2	Hex Nut, M16-2.0
9	GD28100	1	U-Bolt, 7" x 7" x 1/2"-13 (Double Frame Planters)
	G12033	2	Hex Nut, M16-2.0
10	G3310-138	1	Chain, No. 40, 138 Pitch Including Connector Link (Single Frame Planters)
	G3310-252	-	Chain, No. 40, 252 Pitch Including Connector Link (Double Frame Planters)
	GR0912	-	Connector Link, No. 40
11	GA21282	1	Rear Mount
12	GD9229	4	Spacer, 1 1/4" O.D. x 1/2" Long
13	GA7154	4	Sprocket W/Bearing, 18 Tooth
14	G10581	4	Hex Head Cap Screw, 1/2"-13 x 2 1/4"
	G10168	4	Machine Bushing, 1/2", 7 Gauge
	G10228	4	Lock Washer, 1/2"
	G10102	4	Hex Nut, 1/2"-13
15	G10001	-	Hex Head Cap Screw, 3/8"-16 x 1"
	G10229	-	Lock Washer, 3/8"
	G10101	-	Hex Nut, 3/8"-16
16	---	-	See "Driveline" on page P72
17	G12001-240	2	Hex Head Cap Screw, M16-2,0 x 240 (Single Frame Planters)
	G12040	2	Flat Washer, M16
	G12033	2	Hex Nut, M16-2.0
18	G10968	1	Spring Pin, 5/32" x 7/16"
19	GR1406	1	Bushing
20	GR1405	1	Lock Collar
21	GR1413	2	Spring
22	GR1410	2	Pin
23	GR1408	1	Compression Spring
24	GR1411	1	Shim
25	G10496	2	External Inverted Snap Ring, 1 1/2"
26	GR1412	1	Sprocket, 19 Tooth
27	G10535	1	Hex Socket Set Screw, 3/8"-16 x 3/4"
28	GR1409	1	Knurled Collar
29	GR1407	1	Drive Shaft
A	GA8092	-	Clutch Sprocket Assembly, 19 Tooth (Items 18-29)
B	G1K269	-	Lock Clamp Kit (Items 3 and 4)
C	G1K331	-	Clutch Sprocket Kit (Items 18, 19 and 26)

(A21268)



ITEM	PART NO.	QTY.	DESCRIPTION
1	GD30517	1	Hose Clamp Mount
2	G12164	2	Hex Lock Nut, M10-1.5
3	GA21261	1	Hitch Extension Hinge
4	GA21276	1	S/A HITCH EXT
5	GA8897	1	See "Interplant Lift Cylinder" on page P94
6	GA20166	2	Trunnion Cylinder Pin
7	G12002-50	2	Hex Head Cap Screw, M12-1,75 x 50
8	G12089	2	Hex Nut, M12-1,75
9	GD30553	1	Pin
10	GD30554	2	Washer
11	G12110	2	Cotter Pin, M6,3 x 50
12	G12000-16	1	Hex Head Cap Screw, M10-1,5 x 16
13	G12000-65	1	Hex Head Cap Screw, M10-1,5 x 65
14	GD29237	2	Hitch Hose Clamp
15	G12014	1	Hex Lock Nut, M10-1.5
16	GD30517	1	Hose Clamp Mount
17	G12000-16	1	Hex Head Cap Screw, M10-1,5 x 16
18	GA21260	1	Lockup W/Pin
19	GD30521	1	Cylinder Lockup Holder
20	G12000-25	2	Hex Head Cap Screw, M10-1,5 x 25
21	G12040	2	Flat Washer, M16
22	G12001-25	2	Hex Head Cap Screw, M16-2,0 x 25
23	G12177-90	4	Hex Head Cap Screw, M27-3,0 x 90
24	G12178	4	Hex Nut, M27-3,0

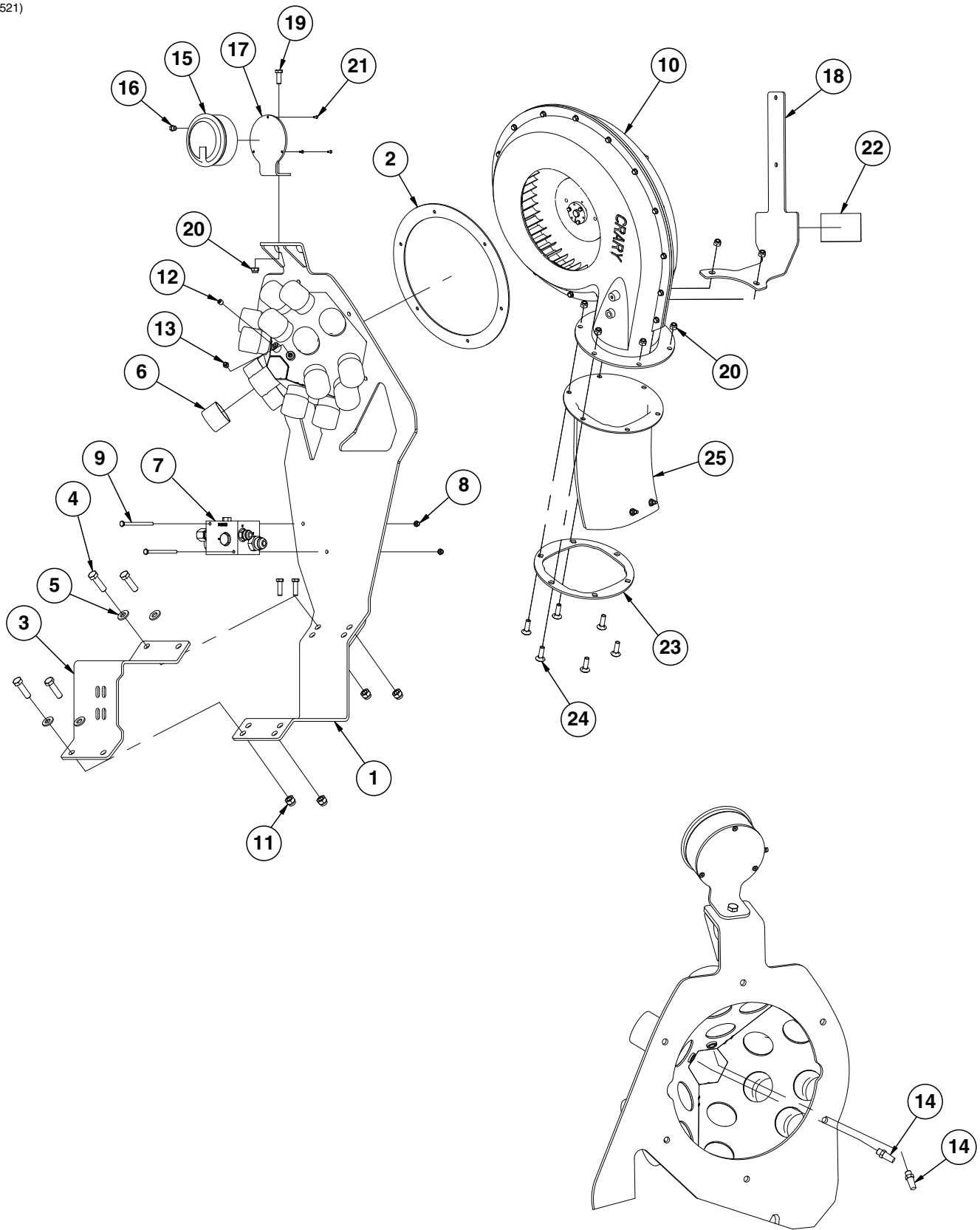
(A21276)



ITEM	PART NO.	QTY.	DESCRIPTION
1	GA19088	1	Hitch Extension
2	G12012-30	2	Carriage Bolt, M12-1,75 x 30
3	G12039	2	Flat Washer, M12
4	G12089	2	Hex Nut, M12-1,75
5	GD30543	1	Hitch Extension Safety Shield
6	G12110	2	Cotter Pin, M6,3 x 50
7	GD30544	2	Bushing, 39MM O.D. x 20,5MM x 27MM
8	G12041	2	Flat Washer, M20
9	G12005-60	2	Hex Head Cap Screw, M20-2.5 x 60

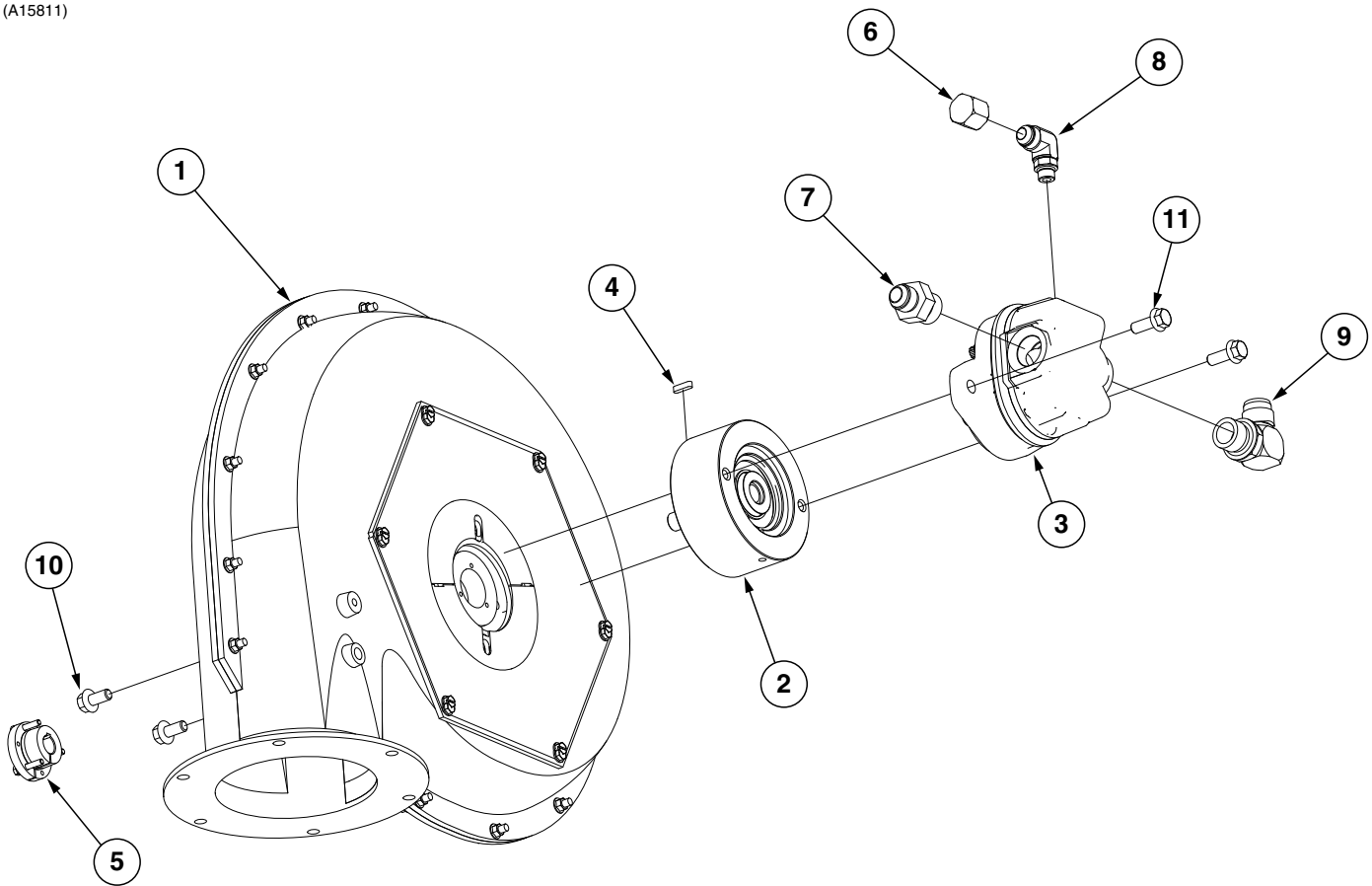
This page left blank intentionally.

(IP1521)

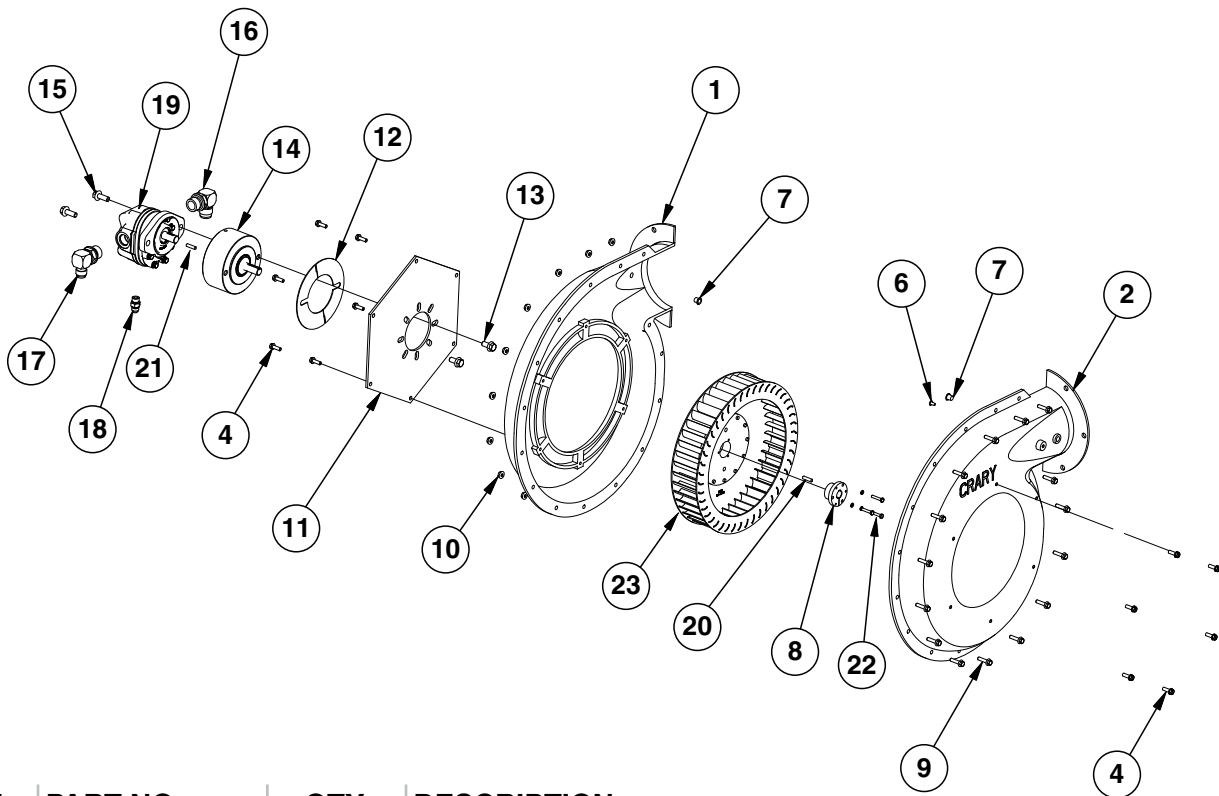


ITEM	PART NO.	QTY.	DESCRIPTION
1	GA15818	1	Vacuum Manifold
2	GD26697	1	Fan Gasket
3	GD27408	1	Clamp Mount
4	G10039	4	Hex Head Cap Screw, ½"-13 x 1¾"
5	G11389	4	Flat Washer, ½" Plated SAE
6	G11147	15	Cap, 2"
7	---	-	"Vacuum Fan Override Valve Block Assembly" on page 36
8	G10110	2	Lock Nut, ¼"-20, Grade B
9	G11135	2	Hex Head Cap Screw, ¼"-20 X 3¾"
10	---	-	"Vacuum Fan With Hydraulic Motor" on page 34
11	G10974	4	Lock Nut W/Nylon Insert, ½"-13
12	GR1777	1	Hose Barb, ⅜" x ⅛" NPT
13	GD19079	1	Plug, ⅛" NPT
14	GA19018	2	Air Filter, ⅛" NPT
15	GA10765	1	Analog Vacuum Gauge W/Hose Barb
	GR1777	-	Hose Barb, ⅜" x ⅛" NPT
16	GA10799	1	Breather, ⅛" Male NPT
17	GD15804	1	Mount
18	GD27401	1	SMV Mount
19	G10001	1	Hex Head Cap Screw, ⅜"-16 x 1"
20	G10108	7	Lock Nut, ⅜"-16
21	G11215	3	Hex Socket Head Cap Screw, No. 6-32 x ⅜", Grade 8
22	G7100-392	1	Decal, Caution
23	GD27181	1	Fan Diffuser Gasket
24	G10599	6	Carriage Bolt, ⅜"-16 x 1¼"
25	GD27402	1	Exhaust Fan Diffuser
	GA15812	1	Screen
	G11329	2	Hex Head Cap Screw, ¼"-20 x 6½"
	G11385	4	Flat Washer, ¼" SAE
	G11320	2	Lock Nut, ¼"-20, Grade B

(A15811)

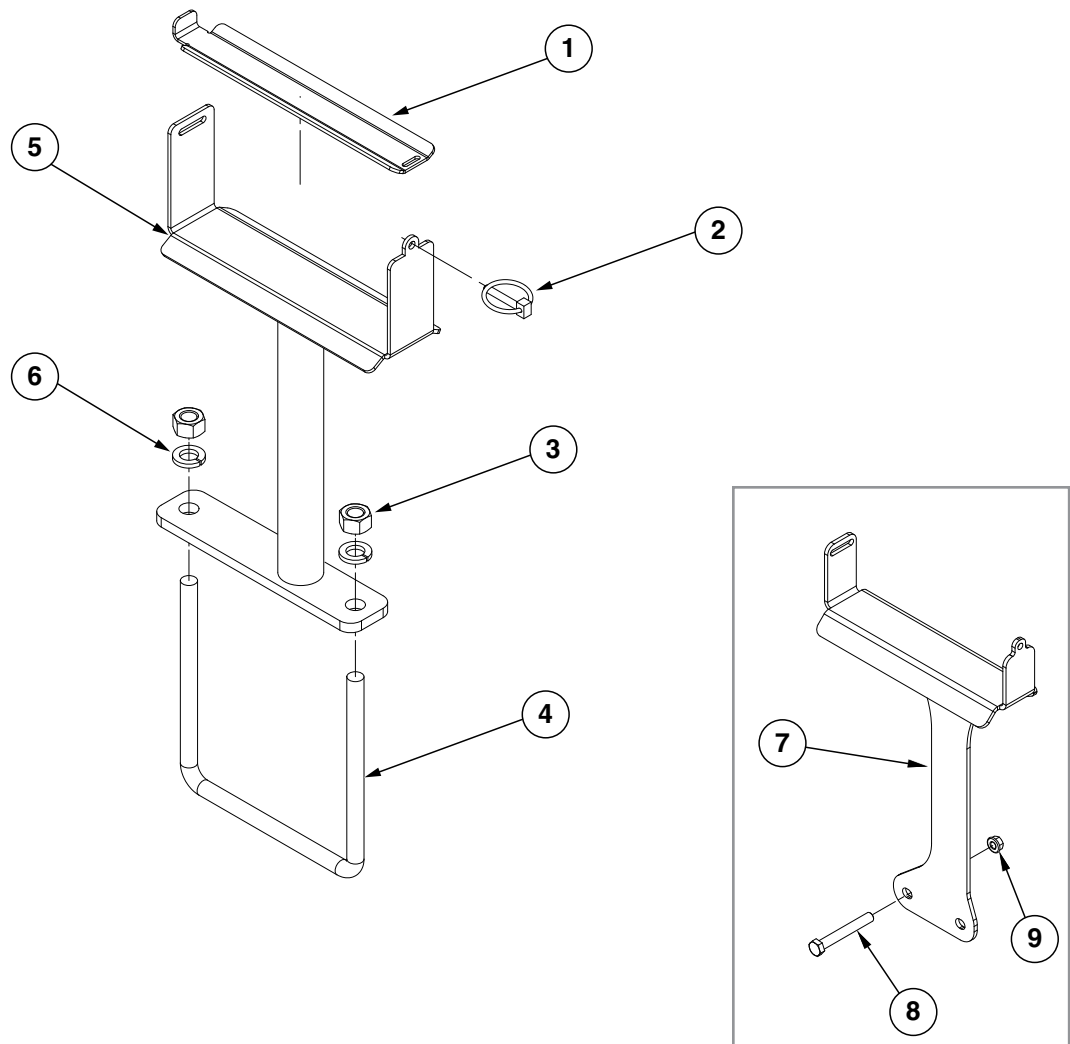


ITEM	PART NO.	QTY.	DESCRIPTION
1	GA14573	1	"Vacuum Fan Assembly" on page 35
2	GA15452	1	Overhung Load Adapter
3	GA14574	1	Hydraulic Motor
4	GD21300	1	Key
5	GR1961	1	Bushing, 5/8"
6	G304-C-8	1	Cap Nut, 3/4"-16
7	G6400-10-12 GR1467	1 -	Connector W/O-Ring, 7/8"-14 Male JIC To 1 1/16"-12 O-Ring O-Ring
8	G6801-08-06 GR1045	1 -	Elbow W/O-Ring, 90°, 3/4"-16 Male JIC To 1/16"-18 O-Ring O-Ring
9	G6801-12 GR1467	1 -	Elbow W/O-Ring, 90°, 1 1/16"-12 Male JIC To O-Ring O-Ring
10	G11123	2	Hex Serrated Flange Cap Screw, 3/8"-16 x 3/4"
11	G11124	2	Hex Serrated Flange Cap Screw, 3/8"-16 x 1"



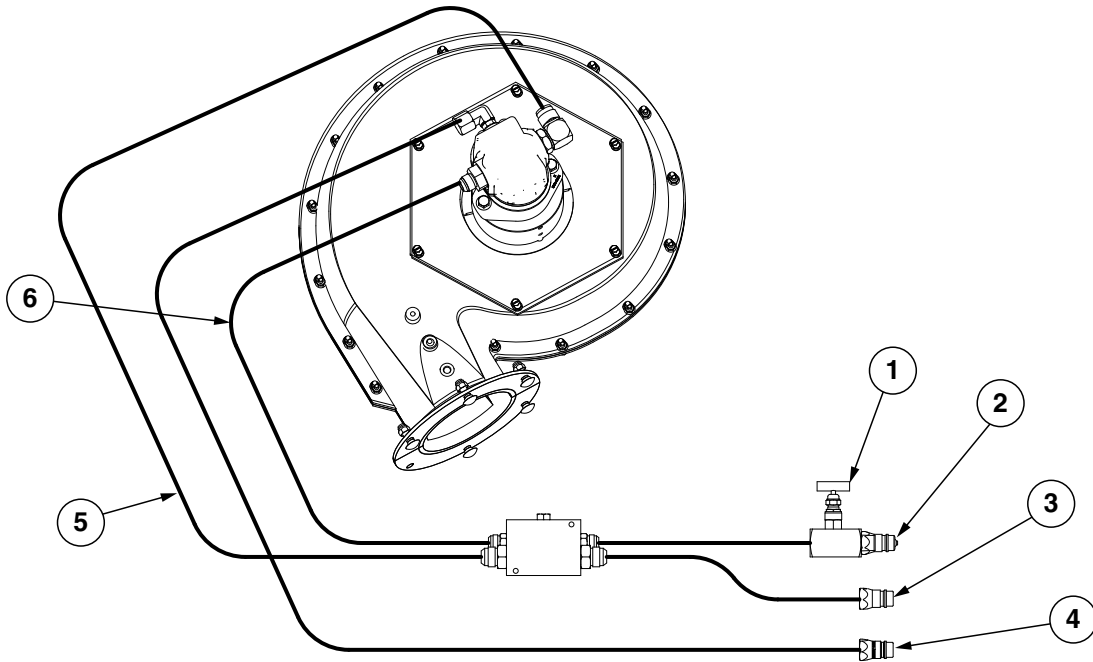
ITEM	PART NO.	QTY.	DESCRIPTION
1	GR1971	1	Flanged Inner Case
2	GR1970	1	Flanged Outer Case
3	---	-	---
4	G10988	12	Hex Non-Serrated Flange Cap Screw, 1/4"-20 x 3/4"
5	---	-	---
6	GR1978	1	Plastic Plug, 1/4"
7	GR1979	2	Plastic Plug, 7/16"
8	GR1961	1	Bushing, 5/8"
9	G11409	15	Hex Serrated Flanged Cap Screw, 1/4"-20 x 1"
10	G10621	15	Serrated Flange Nut, 1/4"-20
11	GR1969	2	Backing Plate
12	GR1968	2	Cover Plate
13	G11123	2	Hex Serrated Flange Cap Screw, 3/8"-16 x 3/4"
14	GA15452	1	Overhung Load Adapter
15	G11124	2	Hex Serrated Flange Cap Screw, 3/8"-16 x 1"
16	G6801-12	1	Elbow W/O-Ring, 90°, 1 1/16"-12 Male JIC To O-Ring
17	G6801-10-12	1	Elbow W/O-Ring, 90°, 7/8"-14 Male JIC To 1 1/16"-12 O-Ring
18	G6400-06	1	Connector W/O-Ring, 9/16"-18 Male JIC To O-Ring
19	GA17287	1	Hydraulic Motor
20	GD21300	1	Key Stock, 3/16" x 3/4"
21	GR2000	1	Hydraulic Motor Key
22	G11518	3	Hex Head Machine Screw, #10-24 x 1"
	G10243	3	Washer, No. 10 SAE
23	GR2109	-	Impeller
A	GR1960	-	Fan Motor Seal Kit
B	GA14573	-	Fan Assembly (Flanged) (Items 1-7 and 9-12)

(TP1321a)



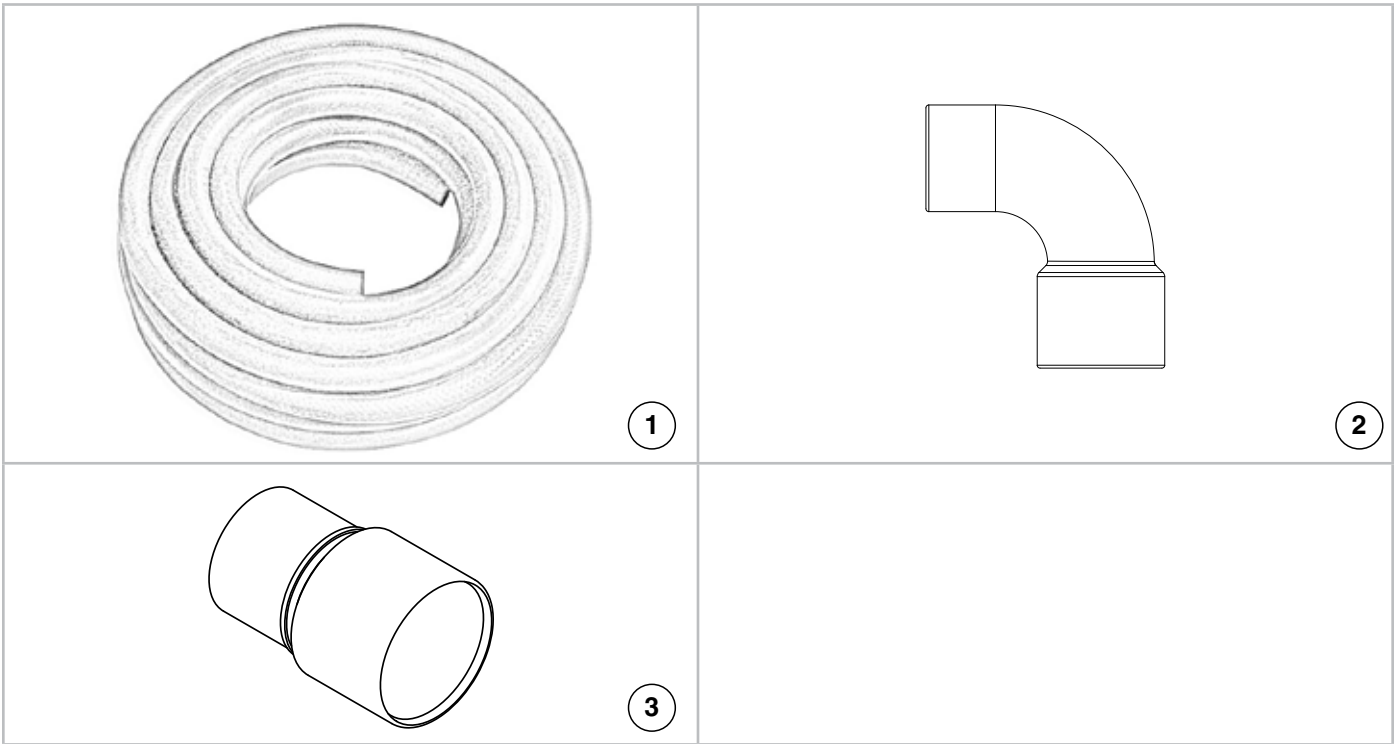
ITEM	PART NO.	QTY.	DESCRIPTION
1	GD26538	1	Hose Support Bracket
2	GD2558	1	Lynch Pin, 1/4"
3	G10104	2	Hex Nut, 5/8"-11
4	GD1114	1	U-Bolt, 7" x 7" x 5/8"-11
5	GA15814	1	Hose Support
6	G10230	2	Lock Washer, 5/8"
7	GD30599	1	Hose Support Bracket (Wheel Module)
8	G10004	2	Hex Head Cap Screw, 3/8"-16 x 1 1/4"
9	G10622	2	Serrated Flange Nut, 3/8"-16

(A15815_hydraulics)



ITEM	PART NO.	QTY.	DESCRIPTION
1	GA11650	1	Needle Valve
2	*A18655	1	Hose Assembly, 1/2" x 185"
3	*A11497	1	Hose Assembly, 5/8" x 185"
4	*A15050	1	Hose Assembly, 3/8" x 230"
5	*A11498	1	Hose Assembly, 5/8" x 52' (12F-12F)
6	*A8262	1	Hose Assembly, 1/2" x 36"

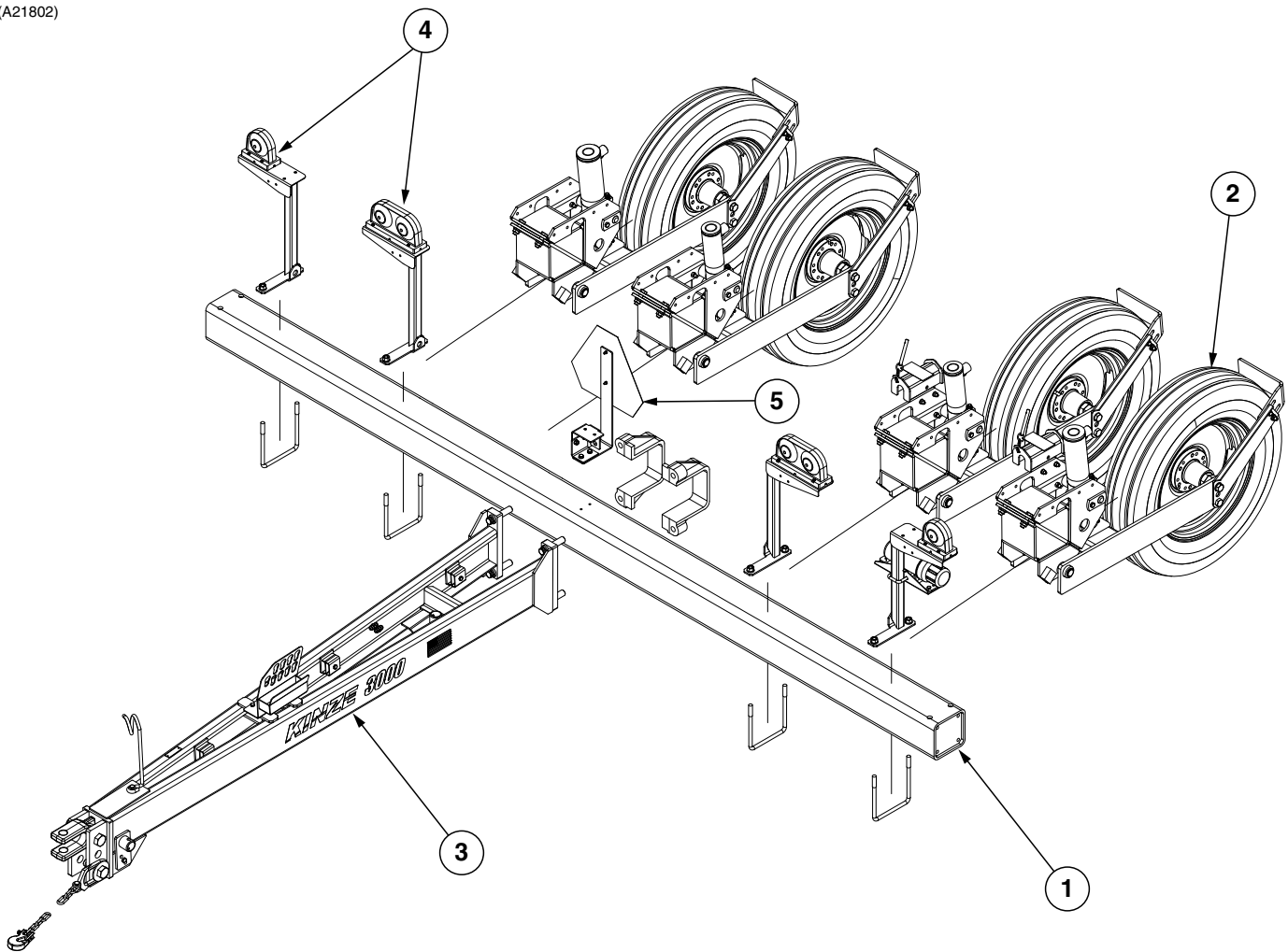
* Hydraulic hose is not stocked by Kinze Repair Parts, but can be made available on a special order basis. Call for quote.



ITEM	PART NO.	QTY.	DESCRIPTION
1	GD15792-18	-	Vacuum Hose, 2" x 50"
2	GD14626	-	90° Elbow
3	GD14627	-	Coupler, 2"

This page left blank intentionally.

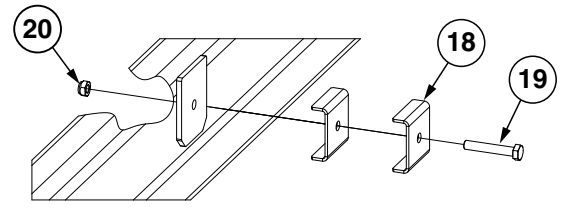
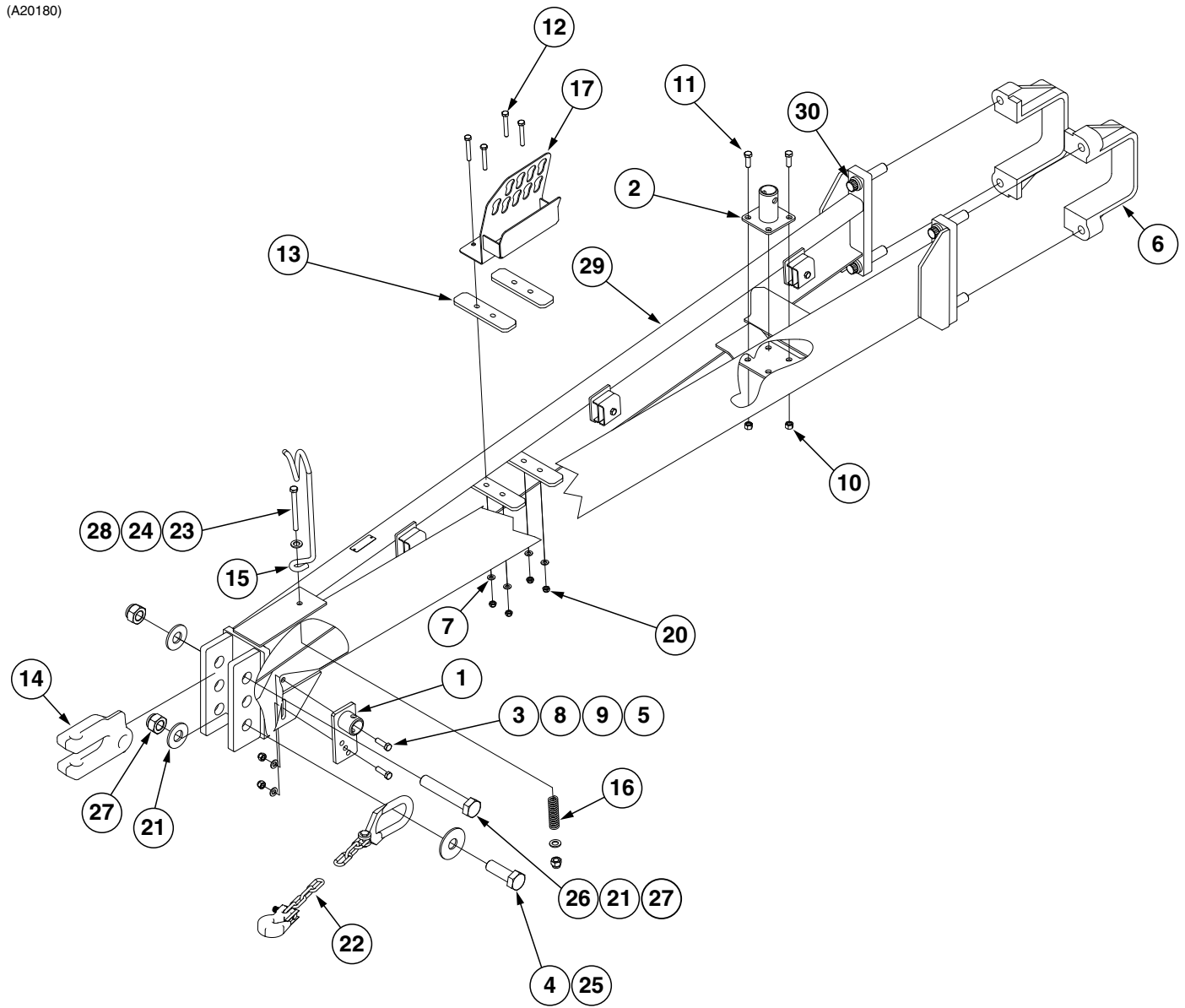
(A21802)



ITEM	PART NO.	QTY.	DESCRIPTION
1	GA21799	1	Toolbar, 6 Row
		-	Toolbar, 8 Row
2	GA21171		See "Transport and Ground Drive Wheel Assembly" on page P63
3	---	-	See "Hitch Assembly" on page P61
4	---	-	See "Electrical Components" on page P109
5	---	-	See "SMV Sign and Hydraulic Mount" on page P80

This page left blank intentionally.

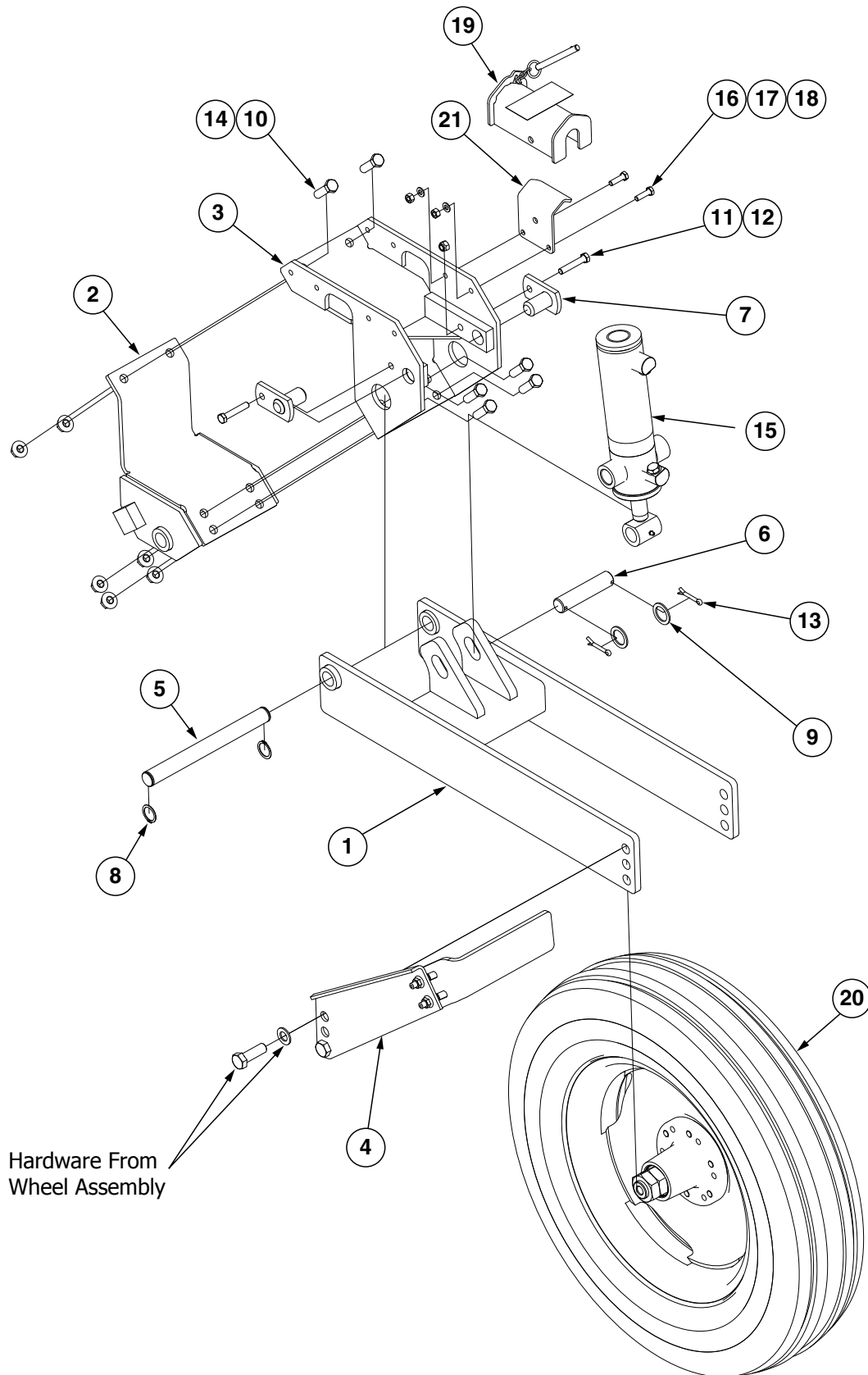
(A20180)



Detail A (3 Places)

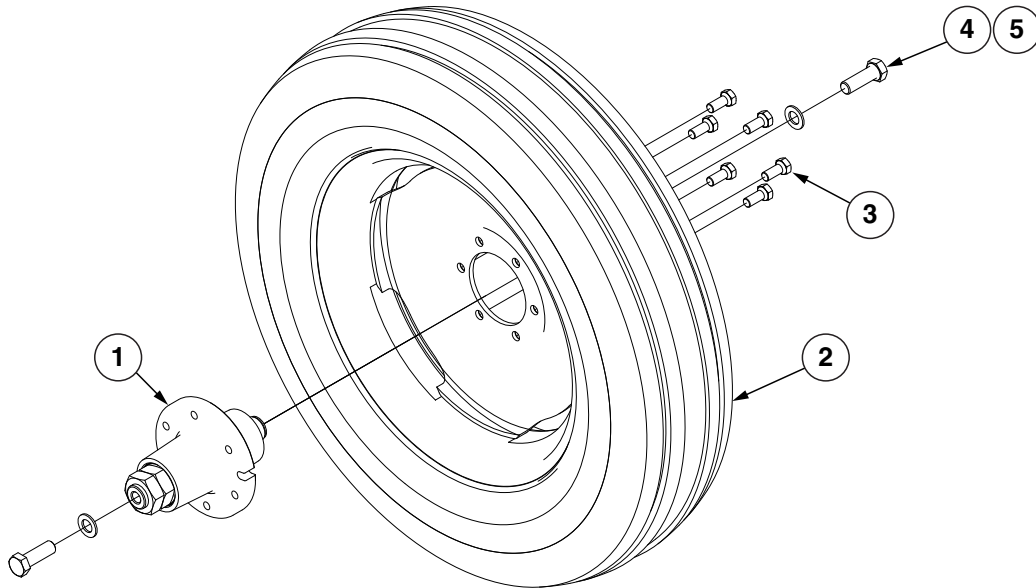
ITEM	PART NO.	QTY.	DESCRIPTION
1	GA20184	1	Jack Adjustment
2	GA20183	1	Jack Mounting Bracket
3	G12002-40	2	Hex Head Cap Screw, M12-1,75 x 40
4	G12007-90	1	Hex Head Cap Screw, M30-3,5 x 90
5	G4100-02	1	Jack Assembly
	GR0255	-	Repair Kit (Chain and Pin)
6	GD30441	2	Hitch Clamp
7	G12038	4	Flat Washer, M10
8	G12015	2	Hex Lock Nut, M12-1,75
9	G12039	2	Flat Washer, M12
10	G12089	2	Hex Nut, M12-1,75 CL 8.8 CS
11	G12002-35	2	Hex Head Cap Screw, M12-1,75 x 35
12	G12000-70	4	Hex Head Cap Screw, M10-1,5 x 70
13	GD31433	4	Hydraulic Hose Holder Mount Plate
14	GB0156	1	Clevis
15	GD7140	1	Hose Holder
16	GD5888	1	Spring
17	GA22214	1	Hydraulic Hose Holder
18	GD29237	6	Hitch Hose Clamp
19	G12000-60	3	Hex Head Cap Screw, M10-1,5 x 60
20	G12014	7	Hex Lock Nut, M10-1,5
21	G12160	2	Flat Washer, M30
22	G9566X	1	3/8" Transport Safety Chain Package, Includes: (1) 3/8" Safety Chain W/Hook, (1) Hex Head Cap Screw, (1) Lock Nut, (1) Washer, (1) Instruction Sheet
23	G12002-130	1	Hex Head Cap Screw, M12-1,75 x 130
24	G12040	2	Flat Washer, M16
25	GD27400	1	Special Washer, 90mm O.D. x 31mm I.D x 5mm
26	G12007-170	1	Hex Head Cap Screw, M30-3,5 x 170
27	G12018	2	Hex Lock Nut, M30-3,5
28	G12171	1	Hex Lock Nut, M16-2,0
29	GA20181	1	Hitch, Export
30	G11086	4	Twelve Point Non-Serrated Flange Cap Screw, 1-14 x 4

(A21171)



ITEM	PART NO.	QTY. (Per Assy.)	DESCRIPTION
1	GA20163	1	Wheel Arm
2	GA20164	1	Lower Half Clamp
3	GA20165	1	Wheel Tower
4	GA20192	1	Mud Scraper
5	GD29147	1	Pin, 31,5mm x 327mm
6	GD29148	1	Pin, 31,5mm x 140mm
7	GA20166	2	Trunnion Cylinder Pin
8	G12118	2	External Retaining Ring, M32
9	G12102	2	Washer, M47 O.D. x 33 I.D. x 3
10	G12001-55	6	Hex Head Cap Screw, M16-2,0 x 55
11	G12002-65	2	Hex Head Cap Screw, M12-1,75 x 65
12	G12015	2	Hex Lock Nut, M12-1,75
13	G12110	2	Cotter Pin, M6,3 x 50
14	G12150	6	Serrated Flange Nut, M16-2,0
15	GA21104	1	See "Slave Lift Cylinder" on page P90
16	G12000-35	2	Hex Head Cap Screw, M10-1,5 x 35
17	G12038	2	Flat Washer, M10
18	G12032	2	Hex Nut, M10-1,5
19	GA20167	1	Lockup W/Pin
	G12114	-	Pin, M12 x 90
20	GA21227	1	See "Tire Assembly" on page P65
21	GD30775	1	Cylinder Lock Up Mount

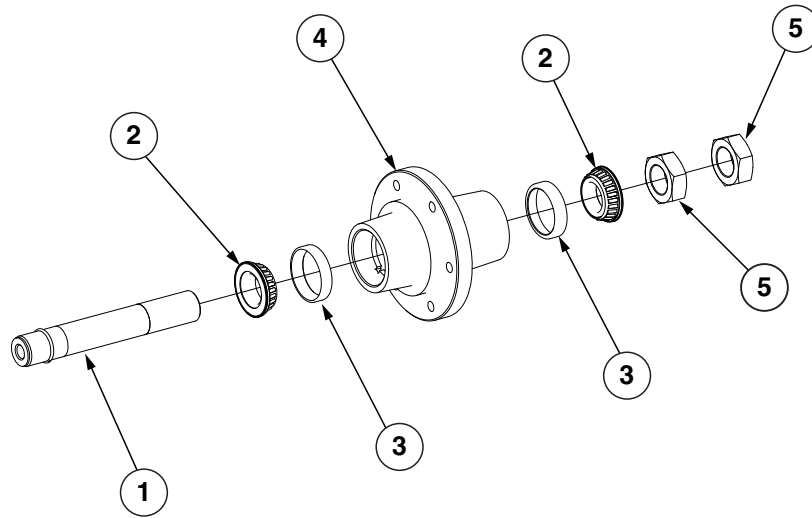
(A21227)



ITEM	PART NO.	QTY. (Per Assy.)	DESCRIPTION
1	---	-	See "Hub Assembly" on page P66
2	GA14412	1	Tire and Rim Assembly (Specify Brand*)
	GA14413	1	Rim, 5.5" x 20", 6 Bolt
	GA7434	1	Valve Stem
	GD13401	1	Tire, 7.50" x 20", 8 Ply, Tubeless W/O Center Rib (Specify Brand*)
3	GR0270	6	Lug Bolt, 9/16"-18
4	G12005-60	2	Hex Head Cap Screw, M20-2,5 x 60
5	G12041	2	Flat Washer, M20

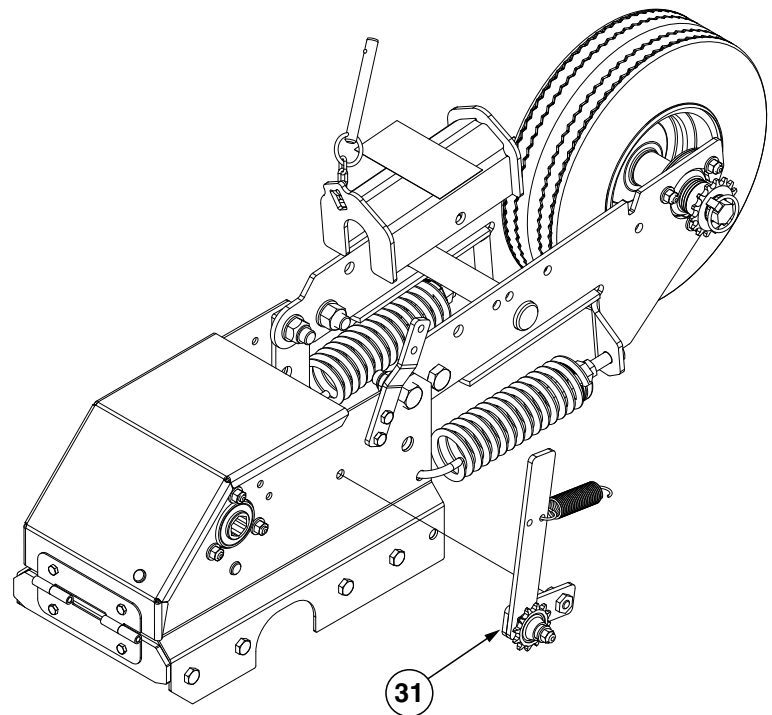
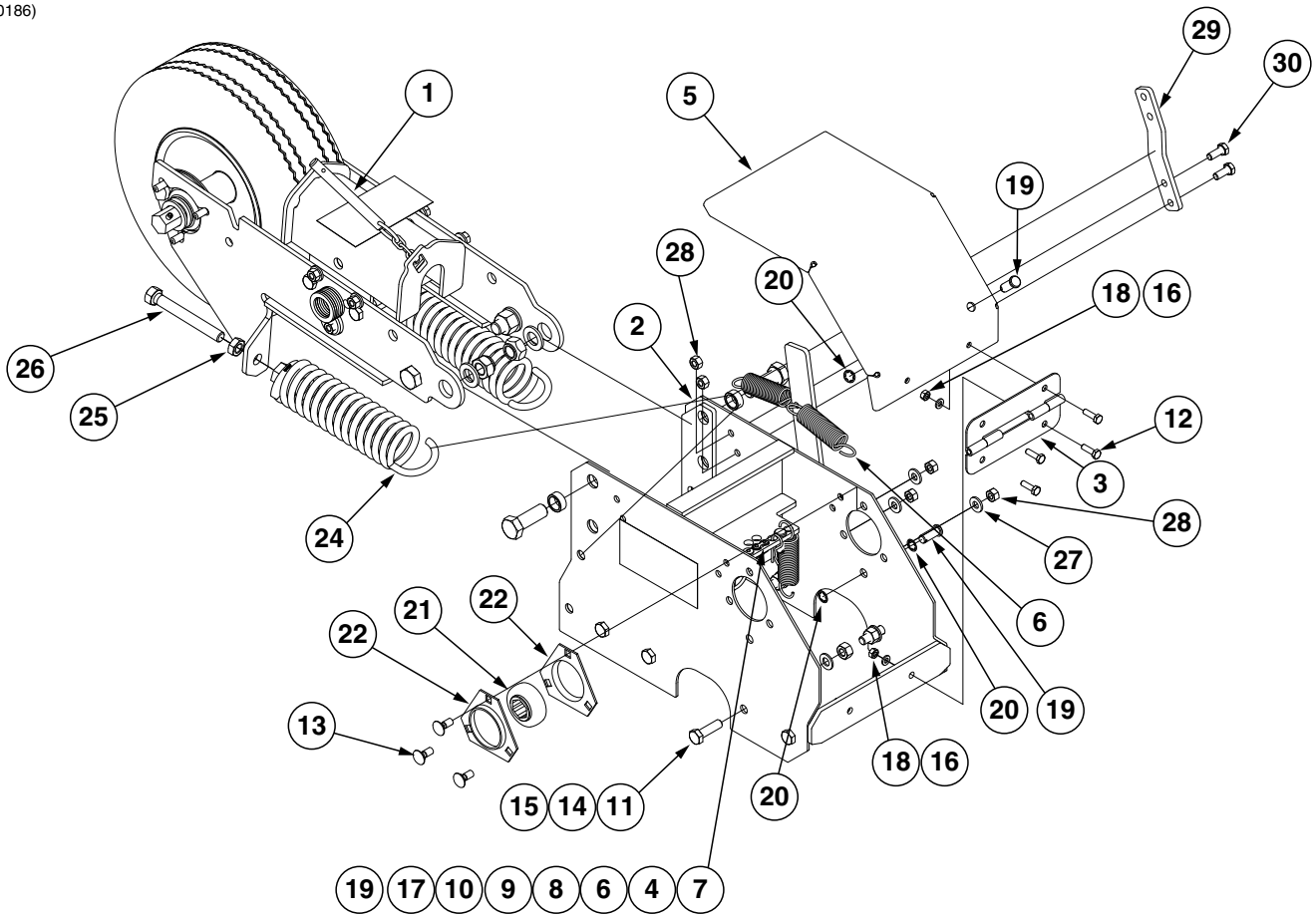
*Specific brand requests will be supplied only as available from current Kinze Repair Parts stock. If a specific brand requested is not in stock, the brand available will be supplied.

(A19681)



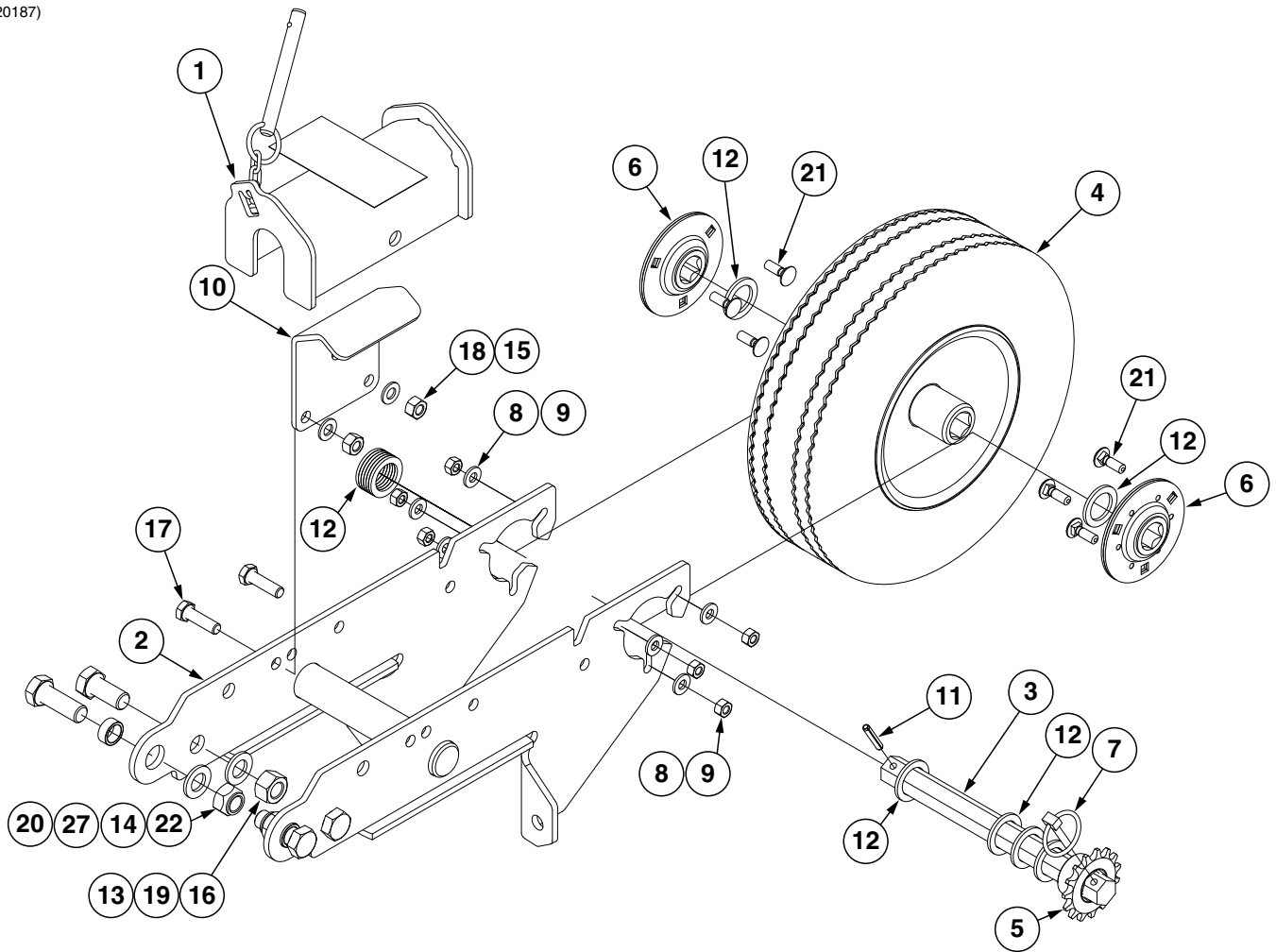
ITEM	PART NO.	QTY. (Per Assy.)	DESCRIPTION
1	GA19682	1	Spindle Assembly, 10" M20-2,5
	GD28089	1	Spindle, M20-2,5
	GD11490	1	Round External Retaining Ring
2	GA0895	2	Bearing
3	GR0434	2	Cup
4	GB0160	1	Hub, 6-Bolt
5	G11081	2	Hex Jam Nut, 1½"-12, Grade 2
A	GA2148	1	Hub W/Cups, 6 Bolt (Items 3 and 4)

(A20186)



ITEM	PART NO.	QTY. (Per Assy.)	DESCRIPTION
1	GA20187	1	See "Contact Wheel and Arm Sub-Assembly" on page P69
2	GA20188	1	Contact Tire Mount
3	GA13790	1	Slip Joint Hinge Assembly
4	GD2558	1	Lynch Pin, 1/4"
5	GD29199	1	Wheel Tower Cover
6	GD5857	2	Spring
7	GR0196	1	Connector Link, No. 41
8	GR0201	1	Offset Link, No. 41
9	GR0911	1	Offset Link, No. 40
10	GR0912	1	Connector Link, No. 40
11	G12000-35	8	Hex Head Cap Screw, M10-1,5 x 35
12	G12004-20	4	Hex Head Cap Screw, M6-1,0 x 20
13	G12008-20	3	Carriage Bolt, M8-1,25 x 20
14	G12032	8	Hex Nut, M10-1,5
15	G12038	8	Flat Washer, M10
16	G12066	4	Flat Washer, M6
17	G12086	3	Hair Pin Clip, #3
18	G12100	4	Hex Nut, M6-1,0
19	G12113	3	Clevis Pin, M10 x 25
20	G12116	3	External Retaining Ring, M10
21	G2100-03	1	Bearing, 7/8" Hex Bore, Spherical
22	G3400-01	2	Flangette
23	---	-	---
24	GA2068	2	Spring W/Plug
25	G10501	2	Hex Jam Nut, 1/2"-13, Grade 2
26	G10890	2	Hex Head Adjusting Bolt, 1/2"-13 x 4", Grade 2
27	G12081	3	Flat Washer, M8
28	G12083	5	Hex Nut, M8-1,25
29	GD30914	1	Spring Mount Bar
30	G12003-20	2	Hex Head Cap Screw, M8-1,20
31	GA21870	1	See "Idler Assembly" on page P71

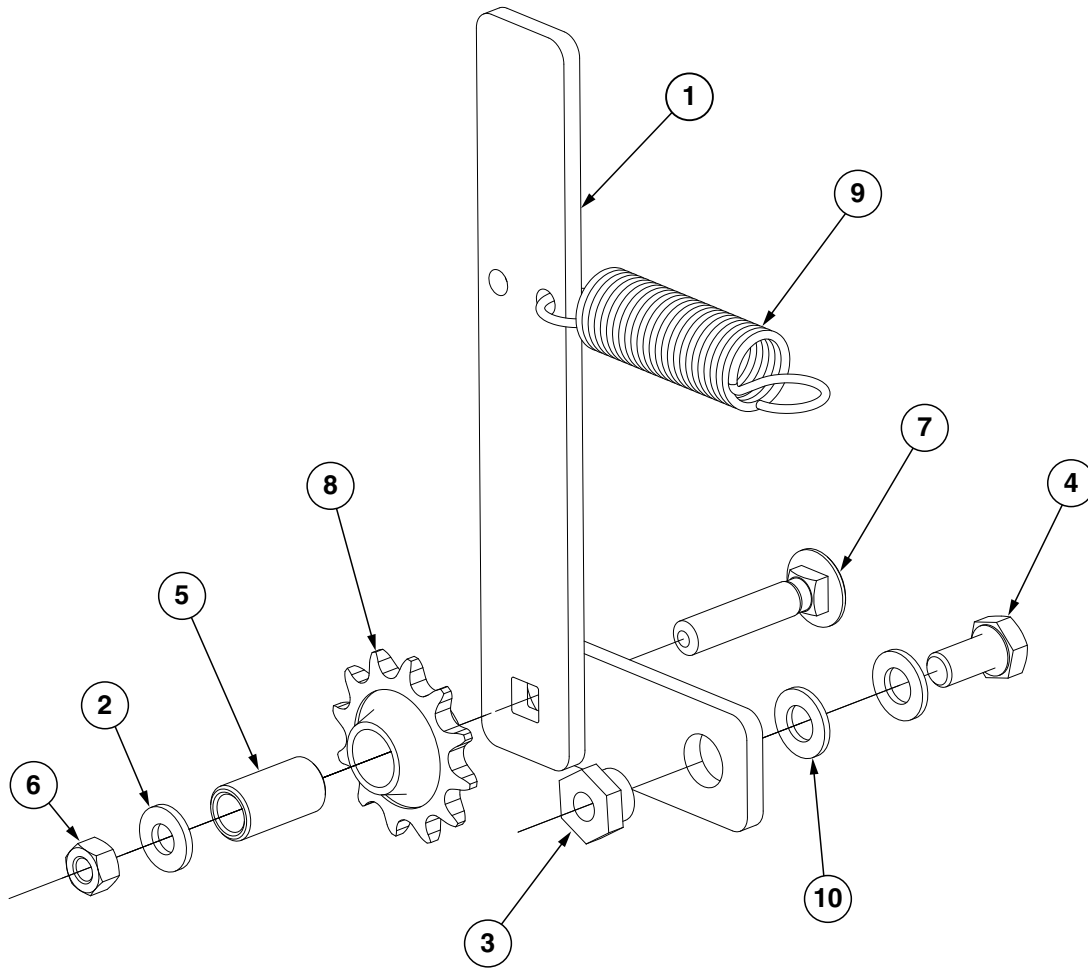
(A20187)



ITEM	PART NO.	QTY.	DESCRIPTION
1	GA20167	1	Lock-up W/Pin
	G12114	1	Detent Pin, M12 x 90
2	GA20190	1	Contact Tire Arm
3	GD30454-10.25	1	Hex Shaft, 7/8" x 10 1/4"
4	GA21192	1	Tire and Rim Assembly
	GD5753	1	Tire, 4.10" x 6" (Specify Brand*)
	GD5752	1	Inner Tube
5	GA5105	1	Sprocket, 15 Tooth
6	GA9846	2	Flanged Bearing, 7/8" Hex Bore
7	GD2558	1	Lynch Pin, 1/4"
8	G12081	6	Flat Washer, M8
9	G12083	6	Hex Nut, M8-1,25
10	GD30775	1	Cylinder Lock Up Mount
11	G12111	1	Spring Pin, M6 x 35
12	G12097	12	Bushing, 38MM O.D. x 26MM I.D. x 3MM
13	G12040	4	Flat Washer, M16
14	GD30559	2	Bushing, 22MM O.D. x 16.5MM x 9MM
15	G12038	2	Flat Washer, M10
16	G12033	2	Hex Nut, M16-2.0
17	G12000-35	2	Hex Head Cap Screw, M10-1.5 x 35
18	G12032	2	Hex Nut, M10-1.5
19	G12001-35	2	Hex Head Cap Screw, M16-2.0 x 35
20	G12001-45	2	Hex Head Cap Screw, M16-2.0 x 45
21	G12008-25	6	Carriage Bolt, M8-1.25 x 25
22	G12016	2	Hex Lock Nut, M16-2.0

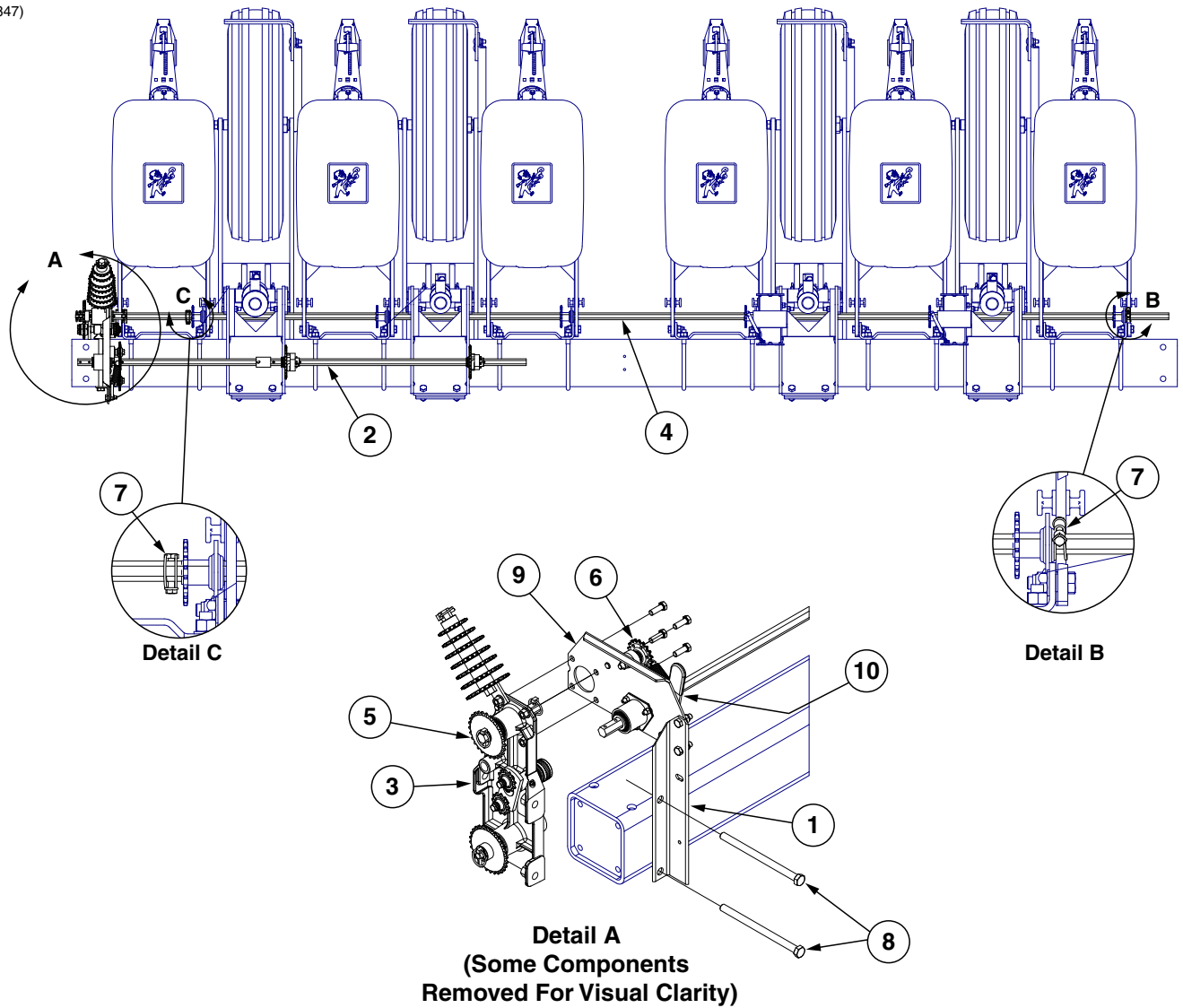
***Specific brand requests will be supplied only as available from current Kinze Repair Parts stock. If a specific brand requested is not in stock, the brand available will be supplied.**

(A21870)



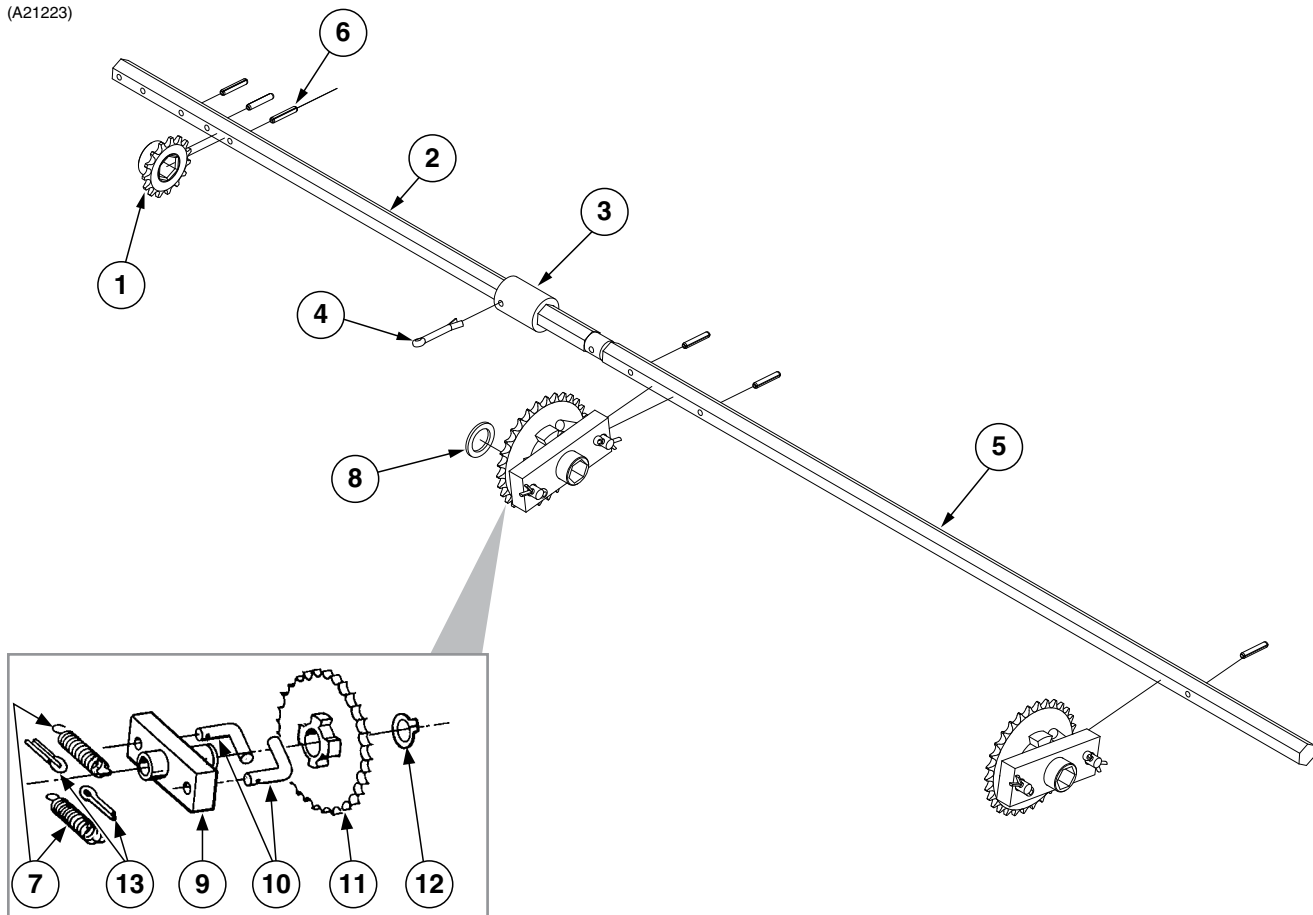
ITEM	PART NO.	QTY.	DESCRIPTION
1	GA21869	1	Idler Arm
2	G12081	1	Flat Washer, M8
3	GD30913	1	Special Spacer
4	G12000-20	1	Hex Head Cap Screw, M10-1,5 x 20
5	GD29141	1	Bushing
6	G12083	1	Hex Nut, M8-1,25
7	G12009-50	1	Carriage Bolt, M10-1,5 x 50
8	GD7426	1	Sprocket, 12 Tooth
9	GD5857	1	Spring
10	G12038	2	Flat Washer, M10

(A21847)



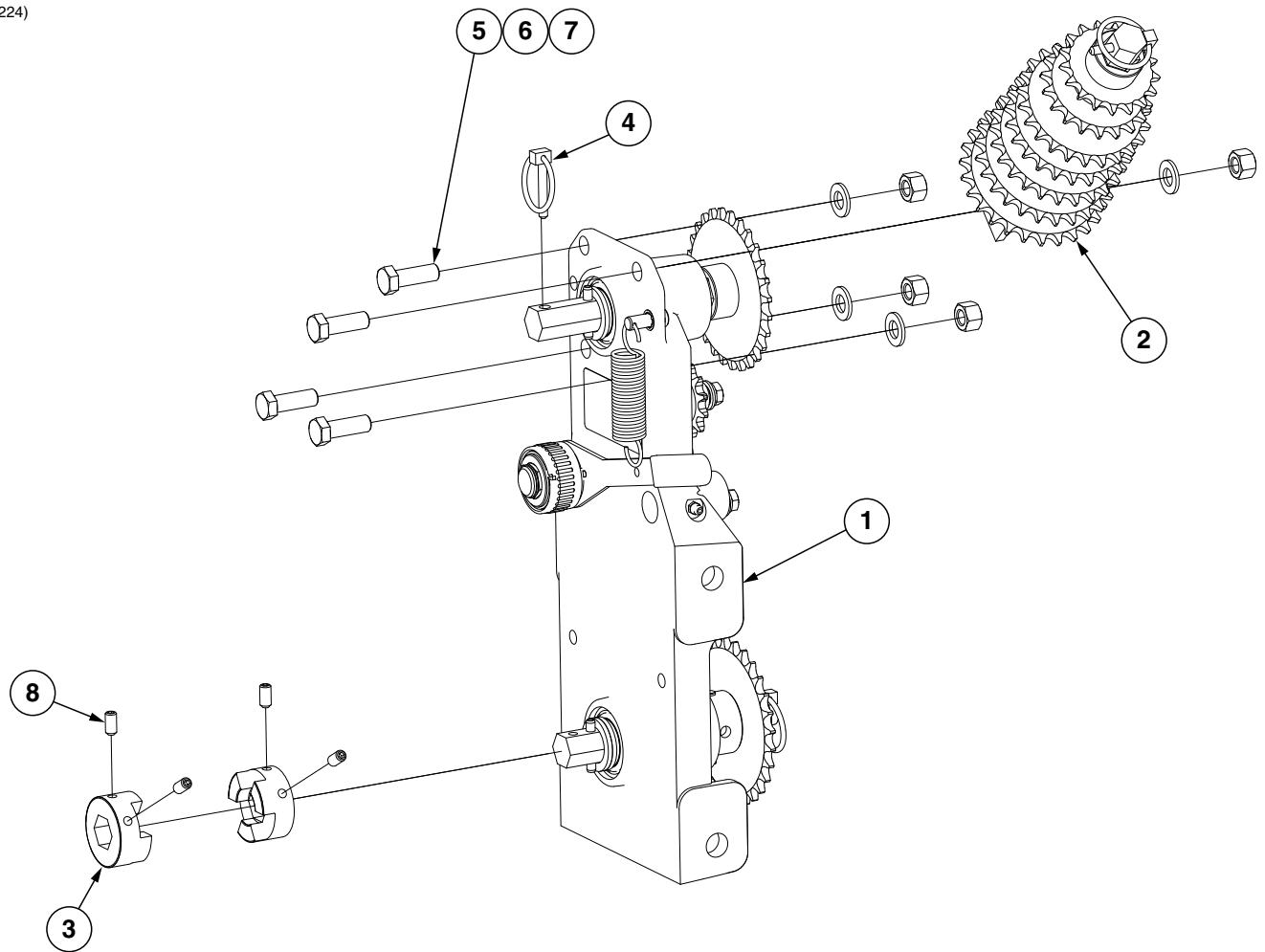
ITEM	PART NO.	QTY.	DESCRIPTION
1	GD29217	1	Support Angle, R.H.
2	---	1	See "Drive Shaft" on page P73
3	---	1	See "Seed Rate Transmission Assembly" on page P74
4	GD0914-156.5	1	Hex Shaft, 7/8" x 156 1/2"
5	G3310-80	1	Chain, No. 40, 80 Pitch Including Connector Link
	GR0912	-	Connector Link, No. 40
6	G3310-92	1	Chain, No. 40, 92 Pitch Including Connector Link
	GR0912	-	Connector Link, No. 40
7	GA11331	2	Hex Lock Clamp Assembly
8	G12001-240	2	Hex Head Cap Screw, M16-2,0 x 240
	G12040	2	Flat Washer, M16
	G12033	2	Hex Nut, M16-2.0
9	---	-	See "Main Transmission Assembly" on page P79
10	---	-	See "Transmission Idler" on page P75

(A21223)



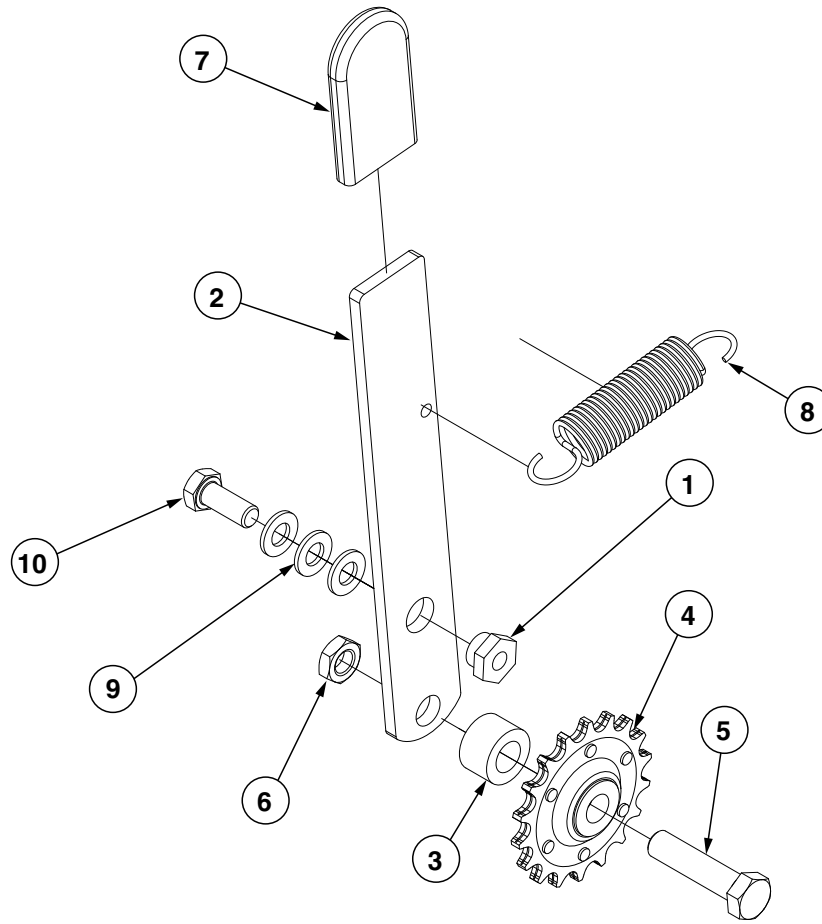
ITEM	PART NO.	QTY.	DESCRIPTION
1	GA5105	1	Sprocket, 15 Tooth
2	GD30442-01	1	Hex Shaft, 7/8" x 27 1/2"
3	GD30443	1	Hex Shaft Coupler
4	G12110	1	Cotter Pin, M6,3 x 50
5	GD30444-01	1	Hex Shaft, 7/8" x 36"
6	G12111	6	Spring Pin, M6 x 35
7	GD1256	2	Spring
8	G12097	1	Bushing, 38MM O.D. x 26MM I.D. x 3MM
9	GA0378	1	Block And Hub Assembly
10	GD1255	2	L-Pin
11	GA5165	1	Sprocket, 30 Tooth
12	G10430	1	External Retaining Ring, 1 1/4"
13	G10453	2	Cotter Pin, 3/16" x 1"
A	GA5164	-	Ratchet/Sprocket Assembly (Items 7 and 9-13)

(A21224)



ITEM	PART NO.	QTY.	DESCRIPTION
1	---	-	See "Seed Rate Transmission Sub-Assembly" on page P78
2	GA5106	-	Sprocket, 17 Tooth
	GA5107	-	Sprocket, 19 Tooth
	GA5108	-	Sprocket, 23 Tooth
	GA5109	-	Sprocket, 24 Tooth
	GA5110	-	Sprocket, 25 Tooth
	GA5111	-	Sprocket, 26 Tooth
	GD2558	-	Lynch Pin, 1/4"
	GA5146	1	Sprocket Storage Rod
3	GB0287	2	Coupler
4	GD2558	1	Lynch Pin, 1/4"
5	G12002-35	4	Hex Head Cap Screw, M12-1,75 x 35
6	G12039	4	Flat Washer, M12
7	G12089	4	Hex Nut, M12-1,75
8	G11052	4	Hex Set Screw, 5/16"-18 x 5/8"

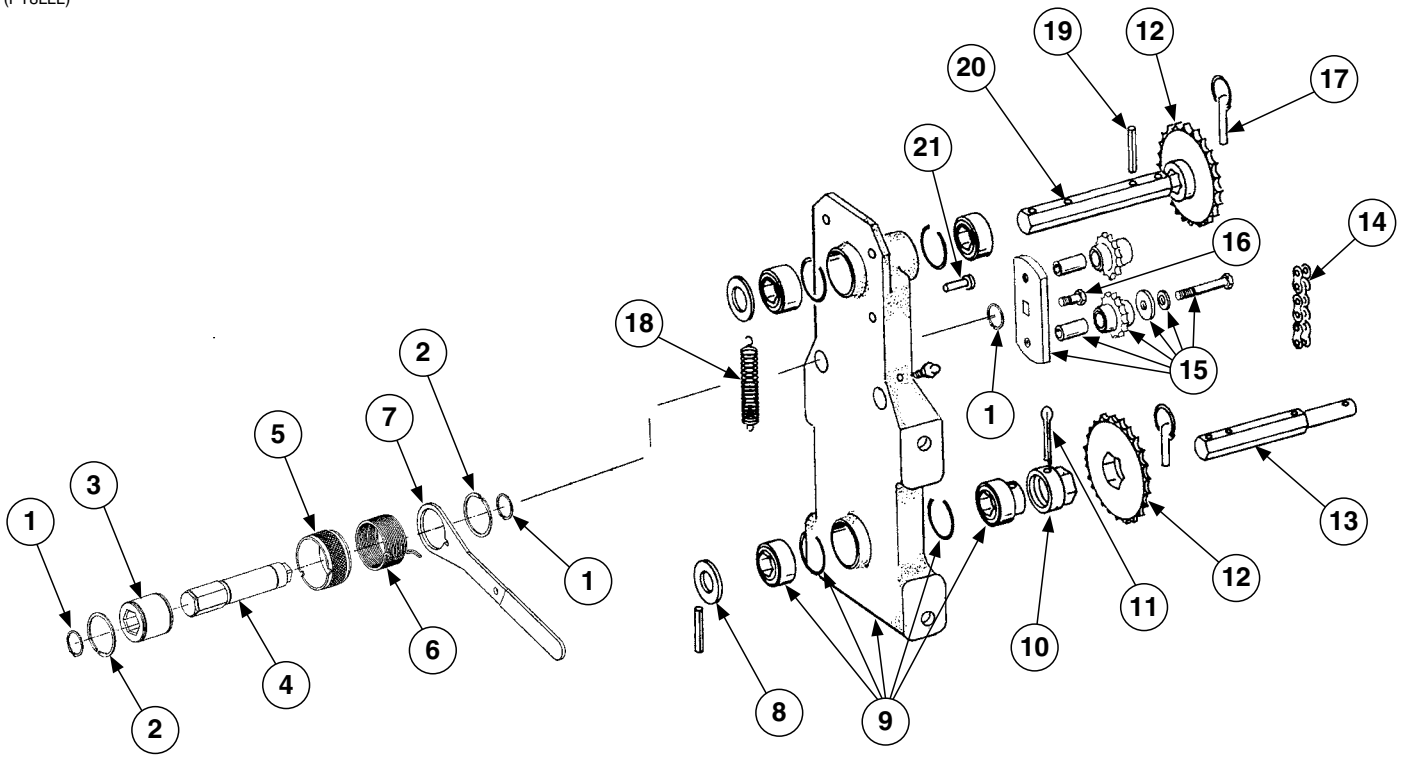
(A21228)



ITEM	PART NO.	QTY.	DESCRIPTION
1	GD30913	1	Special Spacer
2	GD29216	1	Idler Arm
3	GD4887-01	1	Sleeve, 1/2" I.D. x 5/8" Long
4	GA7154	1	Sprocket W/Bearing, 18 Tooth
5	G12002-50	1	Hex Head Cap Screw, M12-1,75 x 50
6	G12119	1	Hex Jam Nut, M12-1,75
7	GD5827	1	Cover
8	GD5857	1	Spring
9	G12038	3	Flat Washer, M10
10	G12000-25	1	Hex Head Cap Screw, M10-1,5 x 25

This page left blank intentionally.

(PT8LLL)

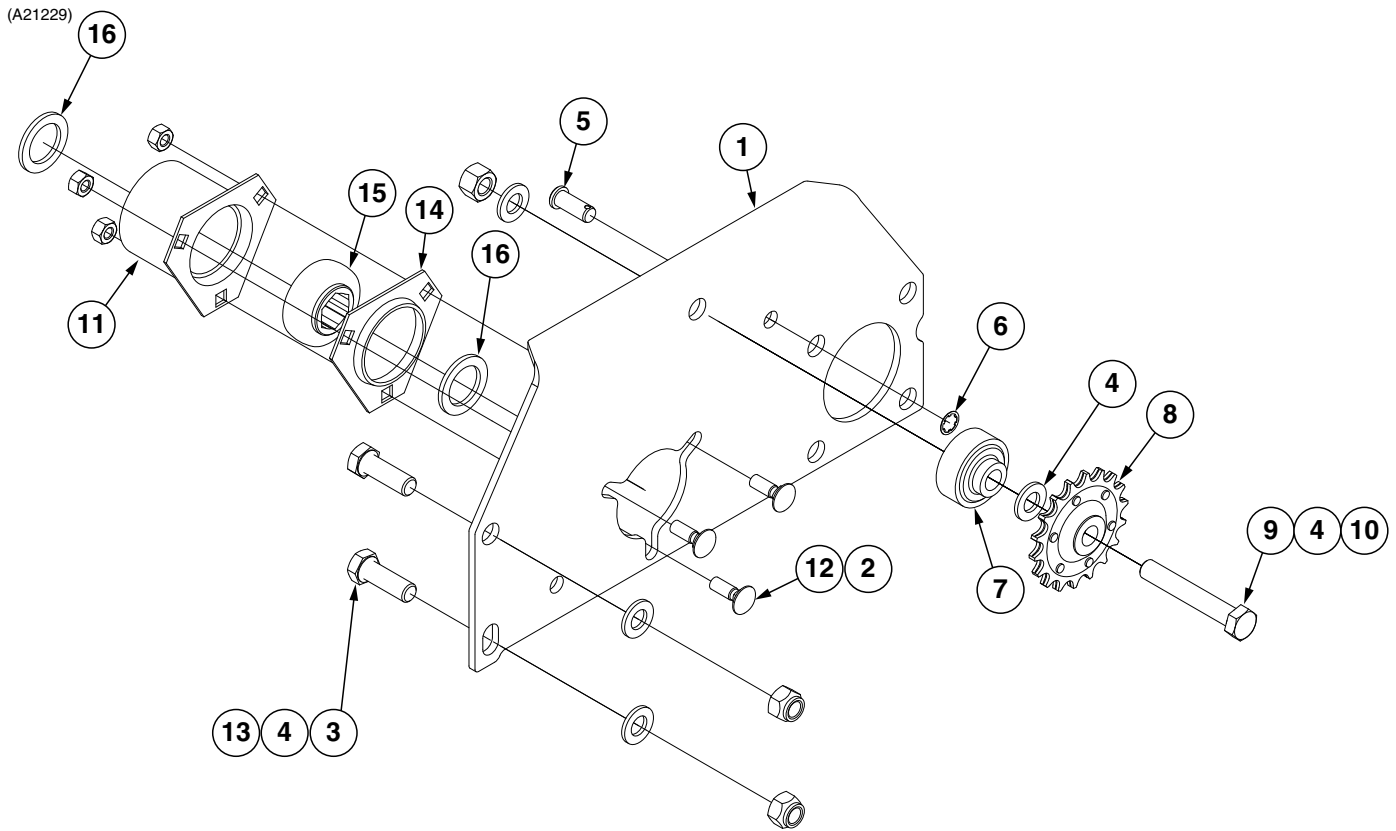


Seed Rate Transmission Sub-Assembly

M0278-02

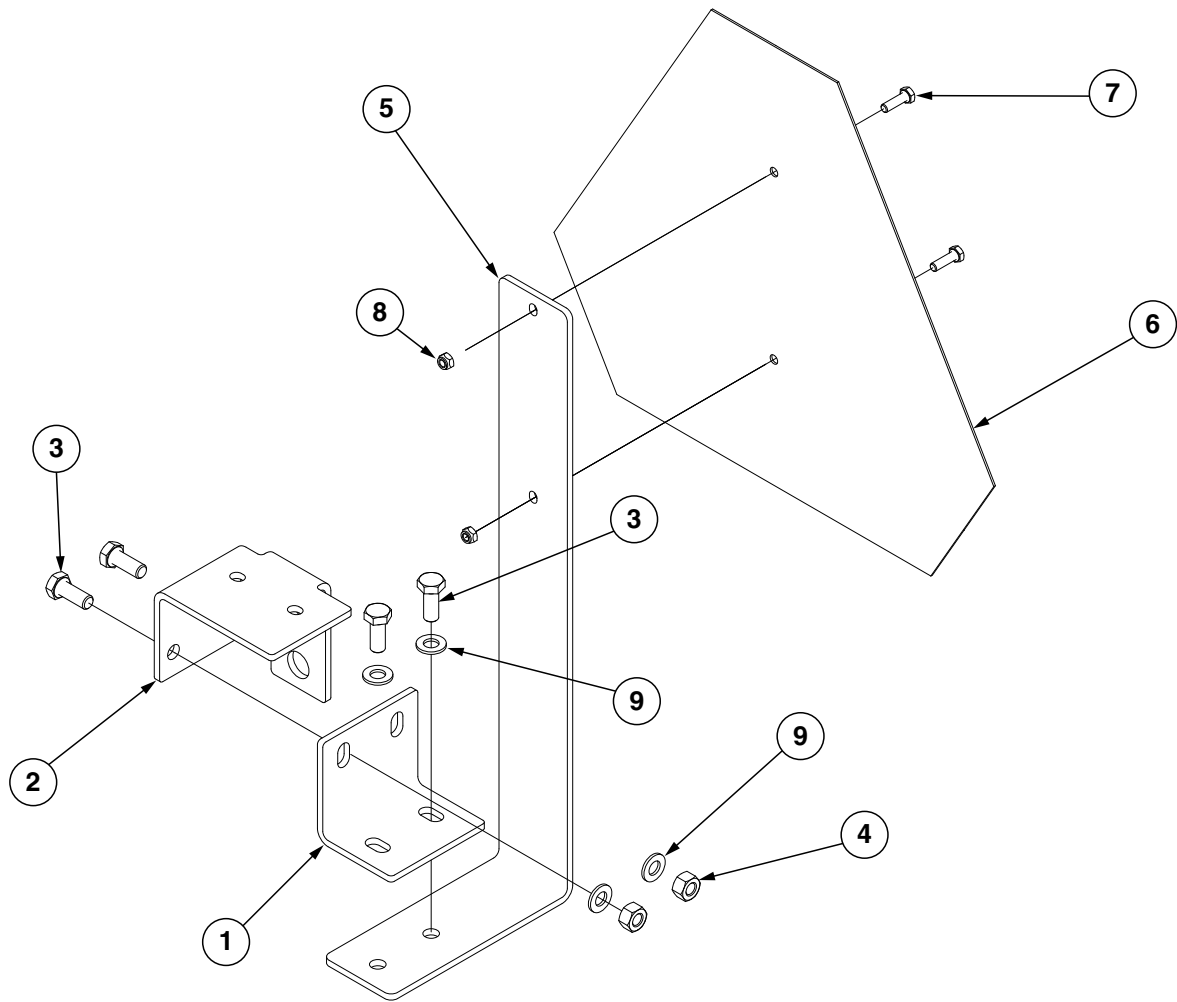
Model 3000

ITEM	PART NO.	QTY.	DESCRIPTION
1	G11075	3	External Inverted Snap Ring, 7/8"
2	G10496	2	External Inverted Snap Ring, 1 1/2"
3	GD14432	1	Sleeve, 1 1/4"
4	GD14427	1	Tightener Shaft, 4 7/8
5	GD19343	1	Release Collar, R.H.
6	GD14413	1	Torsion Spring, L.H. (Used On R.H. Wrap Spring Wrench)
7	GD14431	1	Handle
8	G10233	-	Machine Bushing, 1", 10 Gauge
9	GA5629	1	Transmission Plate W/Bearings, Grease Fittings and Retaining Rings
	GA5116	3	Bearing, 7/8" Hex Bore, Cylindrical
	GA5624	1	Special Bearing, 7/8" Hex Bore x 1.6"
	GD6551	4	Ring
	G10640	-	Grease Fitting, 1/4"-28
10	GD7127	1	Shear Coupler
11	G10821	1	Clevis Pin, 3/16" x 2"
	G10455		Cotter Pin, 1/16" x 1/2"
12	GA5106	1	Sprocket, 17 Tooth
	GA5107	1	Sprocket, 19 Tooth
	GA5108	2	Sprocket, 23 Tooth
	GA5109	1	Sprocket, 24 Tooth
	GA5110	1	Sprocket, 25 Tooth
	GA5111	1	Sprocket, 26 Tooth
	GA5112	1	Sprocket, 27 Tooth
	GA5113	1	Sprocket, 28 Tooth
13	GD7822	1	Shaft, 7/8" x 7"
14	G3310-80	1	Chain, No. 40, 80 Pitch Including Connector Link
	GR0912	-	Connector Link, No. 40
15	GA7336	1	Idler W/Bolt-On Sprockets
	GD7426	-	Sprocket, 12 Tooth
	GD1026	-	Sleeve, 1 3/16" Long
	G11387	-	Flat Washer, 3/8" SAE
	G10229	-	Lock Washer, 3/8"
	G10047	-	Hex Head Cap Screw, 3/8"-16 x 1 3/4"
16	G11100	1	Hex Socket Button Head Cap Screw, 1/4"-20 x 1/2", Grade 8
	G10227	1	Lock Washer, 1/4"
	G11453	1	Fender Washer, 1/4"
17	GD2558	3	Lynch Pin, 1/4"
18	GD5857	2	Spring
19	G10602	5	Spring Pin, 1/4" x 1 1/2"
20	GD5835	1	Shaft, 7/8" x 7"
21	G10870	1	Clevis Pin, 3/8" x 1"
	G10860	1	Retaining Ring, 3/8"
A	G1K378	-	Wrap Spring Wrench Replacement Kit, Blue Collar, R.H.



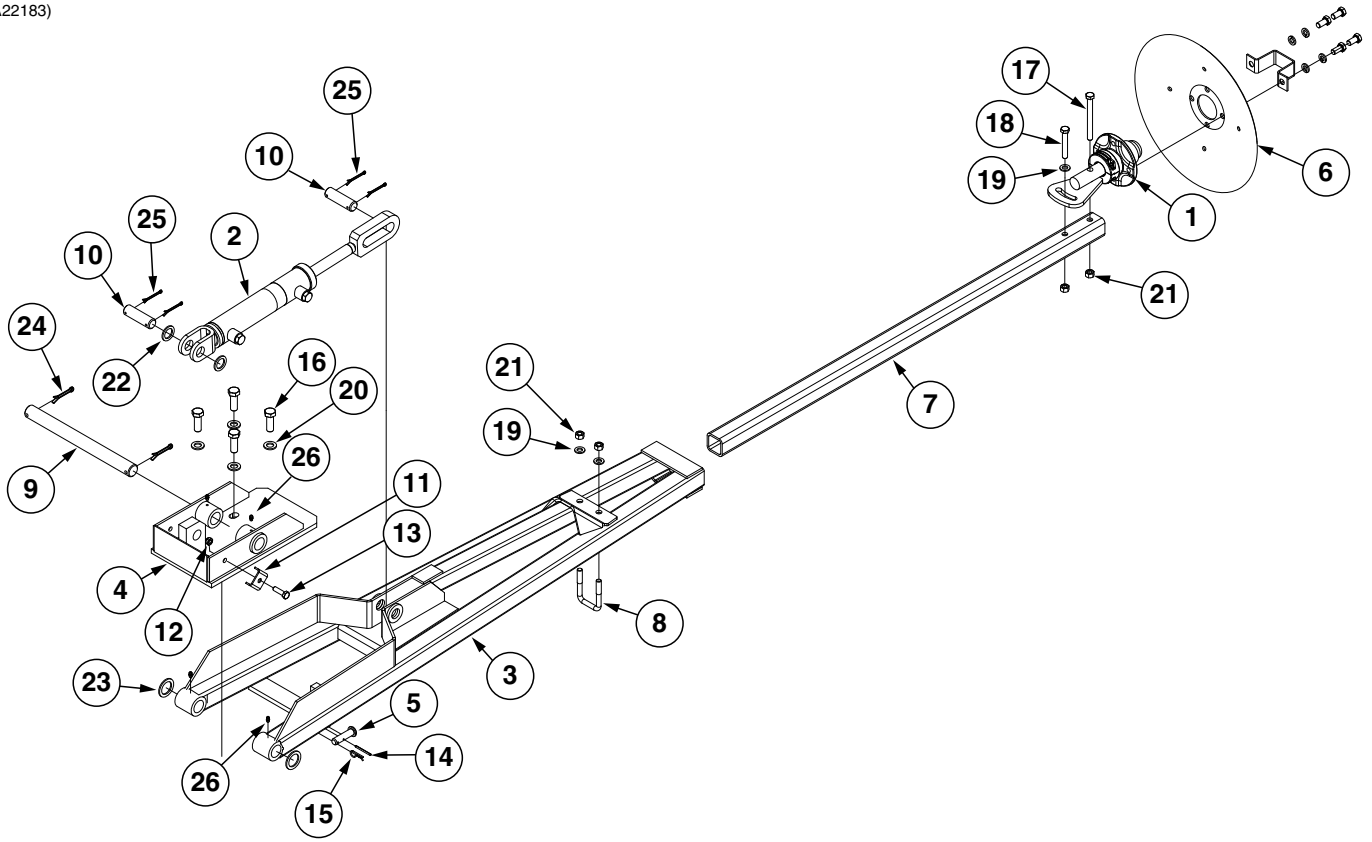
ITEM	PART NO.	QTY.	DESCRIPTION
1	GD29218	1	Reverser Plate
2	G12083	3	Hex Nut, M8-1,25
3	G12002-35	2	Hex Head Cap Screw, M12-1,75 x 35
4	G12039	4	Flat Washer, M12
5	G12113	1	Clevis Pin, M10 x 25
6	G12116	1	External Retaining Ring, M10
7	GB0259	1	Spacer, 1"
8	GA7154	1	Sprocket W/Bearing, 18 Tooth
9	G12002-75	1	Hex Head Cap Screw, M12-1,75 x 75
10	G12089	1	Hex Nut, M12-1,75
11	GA5223	1	Spacer W/Bearing
	GA5116	1	Bearing, 7/8" Hex Bore, Cylindrical
12	G12008-25	3	Carriage Bolt, M8-1,25 x 25
13	G12015	2	Hex Lock Nut, M12-1,75
14	G3400-01	1	Flangette
15	G2100-03	1	Bearing, 7/8" Hex Bore, Spherical
16	G12097	2	Bushing, 38MM O.D. x 26MM I.D. x 3MM

(A21169)



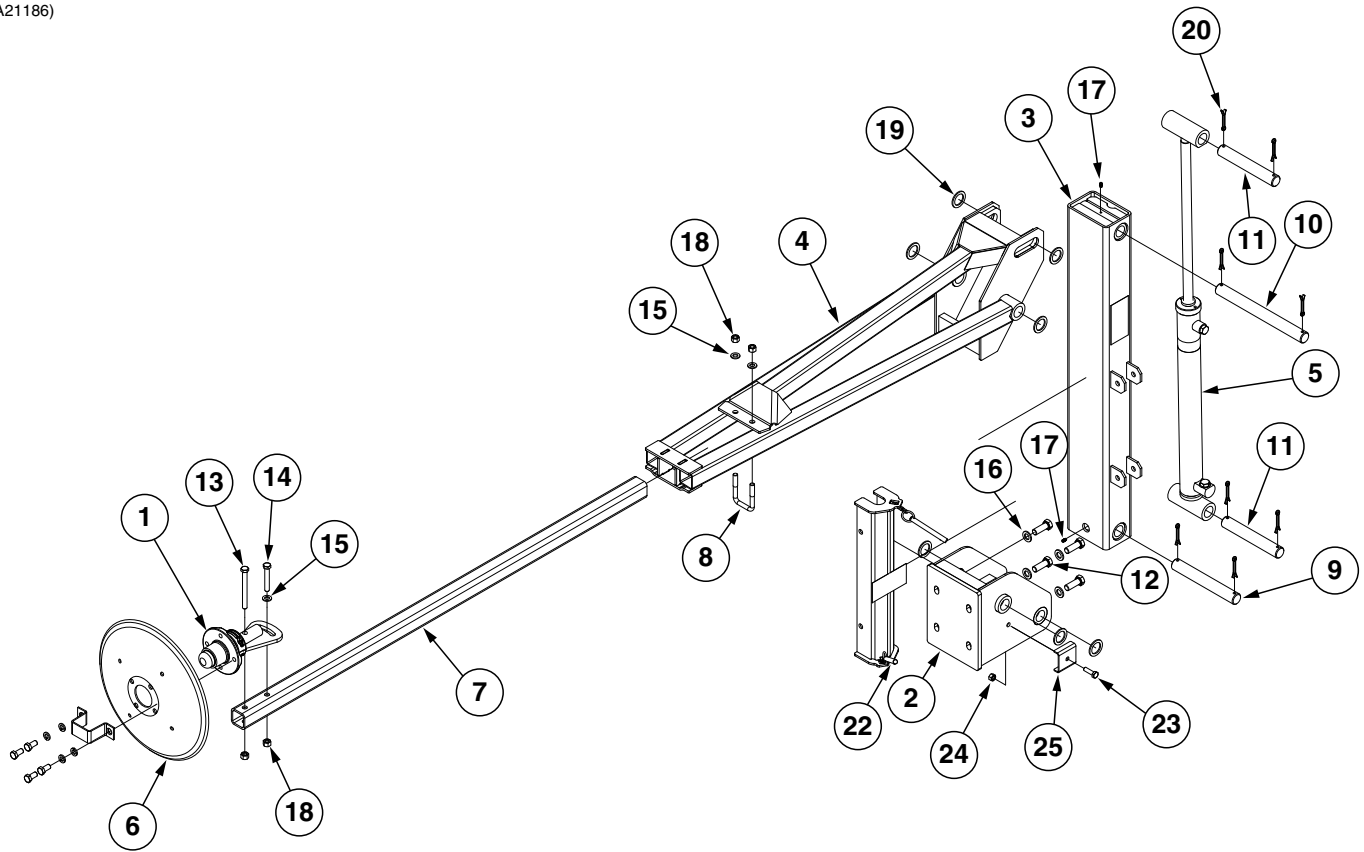
ITEM	PART NO.	QTY.	DESCRIPTION
1	GD29156	1	Valve Mount
2	GD29158	1	Valve Mount and Bulkhead
3	G12000-25	4	Hex Head Cap Screw, M10-1.5 x 25, CL 8.8
4	G12032	2	Hex Nut, M10-1.5
5	GD29157	1	SMV Mounting Bracket
6	GD29219	1	SMV Sign
7	G12004-20	2	Hex Head Cap Screw, M6-1.0 x 20
8	G12101	2	Hex Lock Nut, M6-1.00
9	G12038	4	Flat Washer, M10

(A22183)



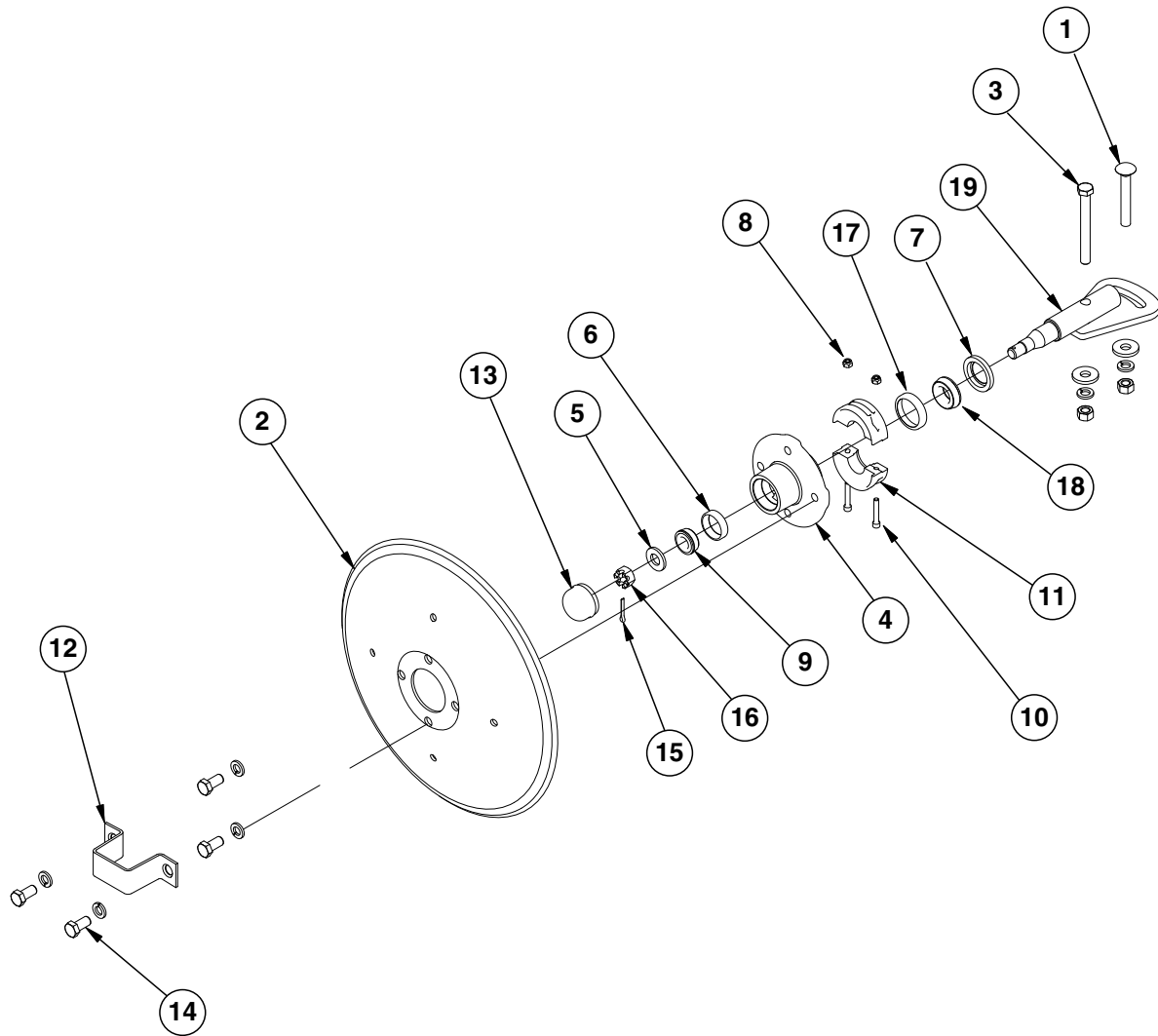
ITEM	PART NO.	QTY. (Per Assy.)	DESCRIPTION
1	GA13719	1	See "Row Marker Spindle/Hub/Blade" on page P85
2	GA21167	1	See "Row Marker Cylinder, 6 Row" on page P92
3	GA22162	1	Marker Arm
4	GA22163	1	Marker Mount
5	GD32332	1	Lock-up Marker Pin
6	GD0746	1	Disc Blade, Solid, 16" (Shown)
7	GD28561-04	1	Extension Tube, 50MM x 5MM x 1450MM
8	GD28614	1	U-Bolt, M12-1,75 x 50MM
9	GD30446-04	1	Marker Pivot Pin, 32 x 346
10	GD31397	2	Clevis Pin, 35.5MM x 85.725
11	GD32331	1	Marker Hose Clamp
12	G12014	1	Hex Lock Nut, M10-1.5
13	G12000-35	1	Hex Head Cap Screw, M10-1,5 x 35
14	G12099	1	Spring Slot Pin, M4 x 50
15	G12086	1	Hair Pin Clip, #3
16	G12001-45	4	Hex Head Cap Screw, M16-2.0 x 45
17	G12002-120	1	Hex Head Cap Screw, M12-1,75 x 120
18	G12002-75	1	Hex Head Cap Screw, M12-1,75 x 75
19	G12039	3	Flat Washer, M12
20	G12040	4	Flat Washer, M16
21	G12089	4	Hex Nut, M12-1,75
22	G12097	2	Bushing, 38MM O.D. x 26MM I.D. x 3MM
23	G12102	2	Washer, M47 O.D. x 33 I.D. x 3
24	G12110	2	Cotter Pin, M6,3 x 50
25	G12182	4	Cotter Pin, M4 x 50
26	G12047	4	Straight Lube Fitting, M6-1

(A21186)



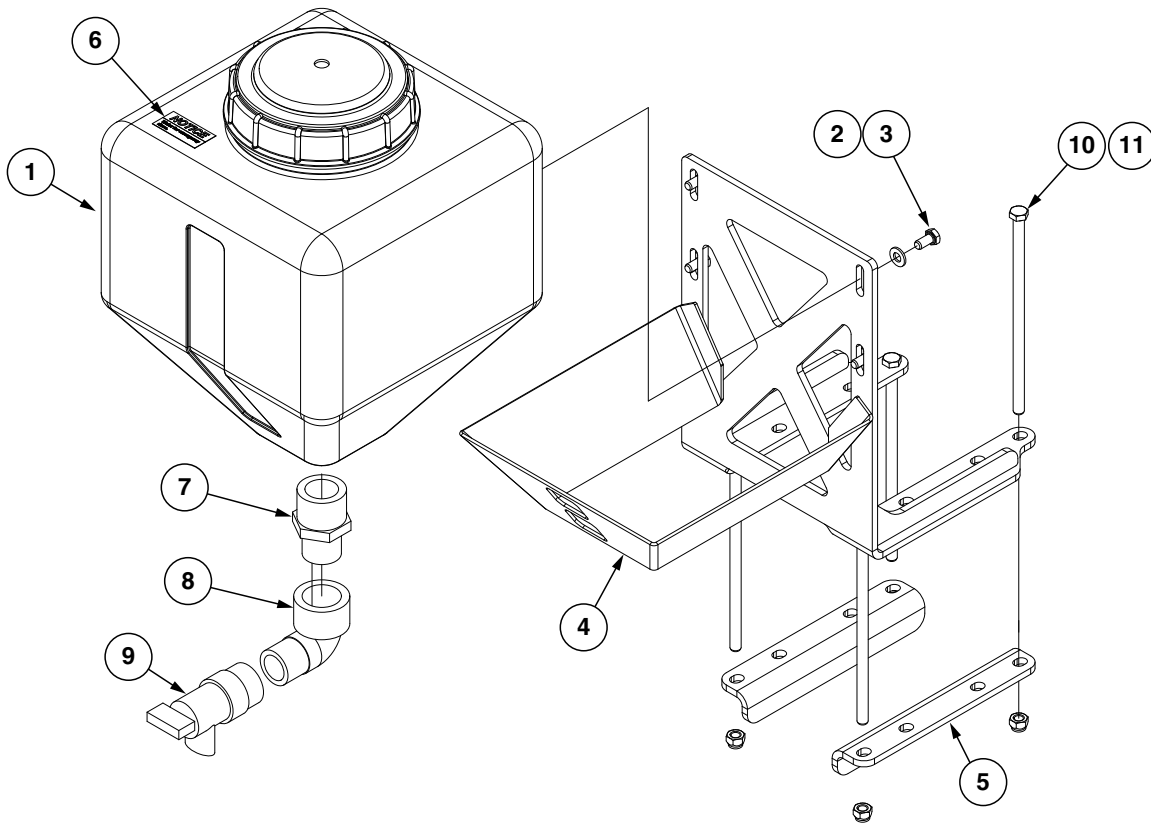
ITEM	PART NO.	QTY. (Per Assy.)	DESCRIPTION
1	GA13719	1	See "Row Marker Spindle/Hub/Blade" on page P85
2	GA20196	1	Marker Mount
3	GA21187	1	1st Stage Marker, R.H.
	GA21872	-	1st Stage Marker, L.H.
4	GA21188	1	2nd Stage Marker Arm
5	GA21158	1	See "Row Marker Cylinder, 8 Row" on page P93
6	GD0746	1	Disc Blade, Solid, 16" (Shown)
7	GD28561-02	1	Extension Tube, 50MM x 5MM x 1500MM
8	GD28614	1	U-Bolt, M12-1,75 x 50MM
9	GD30446-01	1	Marker Pivot Pin, 32 x 230
10	GD30446-02	1	Marker Pivot Pin, 32 x 320
11	GD30446-03	2	Marker Pivot Pin, 32 x 205
12	G12001-45	4	Hex Head Cap Screw, M16-2.0 x 45
13	G12002-120	1	Hex Head Cap Screw, M12-1,75 x 120
14	G12002-75	1	Hex Head Cap Screw, M12-1,75 x 75
15	G12039	3	Flat Washer, M12
16	G12040	4	Flat Washer, M16
17	G12047	2	Straight Lube Fitting, M6-1
18	G12089	4	Hex Nut, M12-1,75
19	G12102	8	Washer, M47 O.D. x 33 I.D. x 3
20	G12110	8	Cotter Pin, M6,3 x 50
21	---	-	---
22	GA22172	1	Cylinder Lock-up Assembly
23	G12000-35	1	Hex Head Cap Screw, M10-1,5 x 35
24	G12032	1	Hex Nut, M10-1,5
25	GD29237	1	Hitch Hose Clamp

IP1035aa



ITEM	PART NO.	QTY. (Per Assy.)	DESCRIPTION
1	G10844	1	Carriage Bolt, 1/2"-13 x 3 1/2"
	G10168	2	Machine Bushing, 1/2", 7 Gauge
	G10228	2	Lock Washer, 1/2"
	G10102	2	Hex Nut, 1/2"-13
2	GD0746	1	Disc Blade, Solid, 16" (Shown)
	GD10283	-	Disc Blade, Notched, 16" (Optional)
3	G10045	1	Hex Head Cap Screw, 1/2"-13 x 4 1/2"
	G10168	2	Machine Bushing, 1/2", 7 Gauge
	G10228	2	Lock Washer, 1/2"
	G10102	2	Hex Nut, 1/2"-13
4	GA0167	1	Hub W/Cups, 4 Bolt (Includes Items 6 and 17)
5	G11391	1	Flat Washer, 5/8" SAE
6	GR0151	1	Outer Cup
7	GD21540	1	Grease Seal
8	G10110	2	Lock Nut, 1/4"-20, Grade B
9	GA0257	1	Bearing
10	G11418	2	Hex Socket Head Cap Screw, 1/4" x 1 1/2"
11	GB0554	2	Hub Shield
12	GD2597	1	Retainer
13	GD0840	1	Dust Cap
14	G10722	4	Hex Head Cap Screw, 1/2"-20 x 1"
	G10228	4	Lock Washer, 1/2"
15	G10544	1	Cotter Pin, 5/32" x 1"
16	G10725	1	Slotted Hex Nut, 5/8"-18
17	GR0150	1	Inner Cup
18	GA0245	1	Bearing
19	GA15151	1	Spindle
A	GA13719	-	Marker Hub Assembly, (Items 4-7, 9, and 12-19)

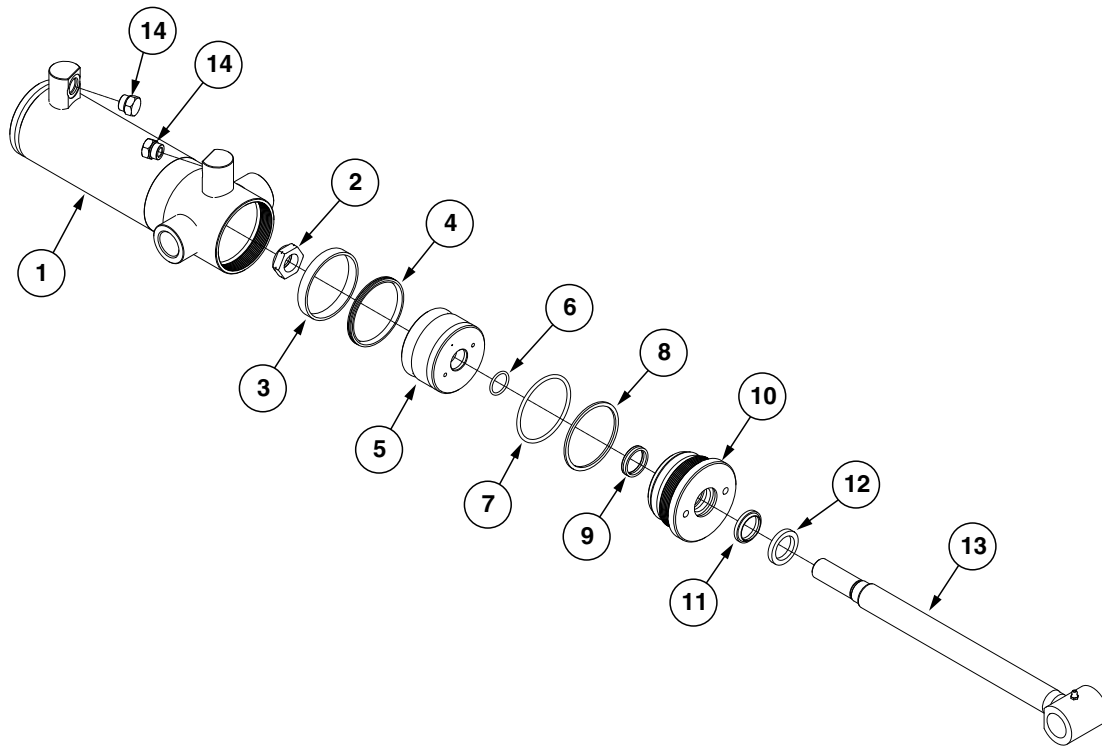
A21003



ITEM	PART NO.	QTY.	DESCRIPTION
1	GD30723	1	4 Gallon Water Tank W/Lid
2	G11386	4	Flat Washer, 5/16" SAE
3	G10018	4	Hex Head Cap Screw, 5/16"-18 x 5/8"
4	GA21002	1	Water Tank Mount
5	GD30221	2	Water Tank Mount Brackets
6	G7100-501	1	Decal, Notice
7	G10727	1	Reducing Nipple, 1 1/4" x 1"
8	G11742	1	1" NPT 90° Elbow
9	GD30722	1	1" NPTF Flush Valve
10	G10686	4	Hex Head Cap Screw, 3/8"-16 x 8"
11	G10108	4	Lock Nut, 3/8"-16

This page left blank intentionally.

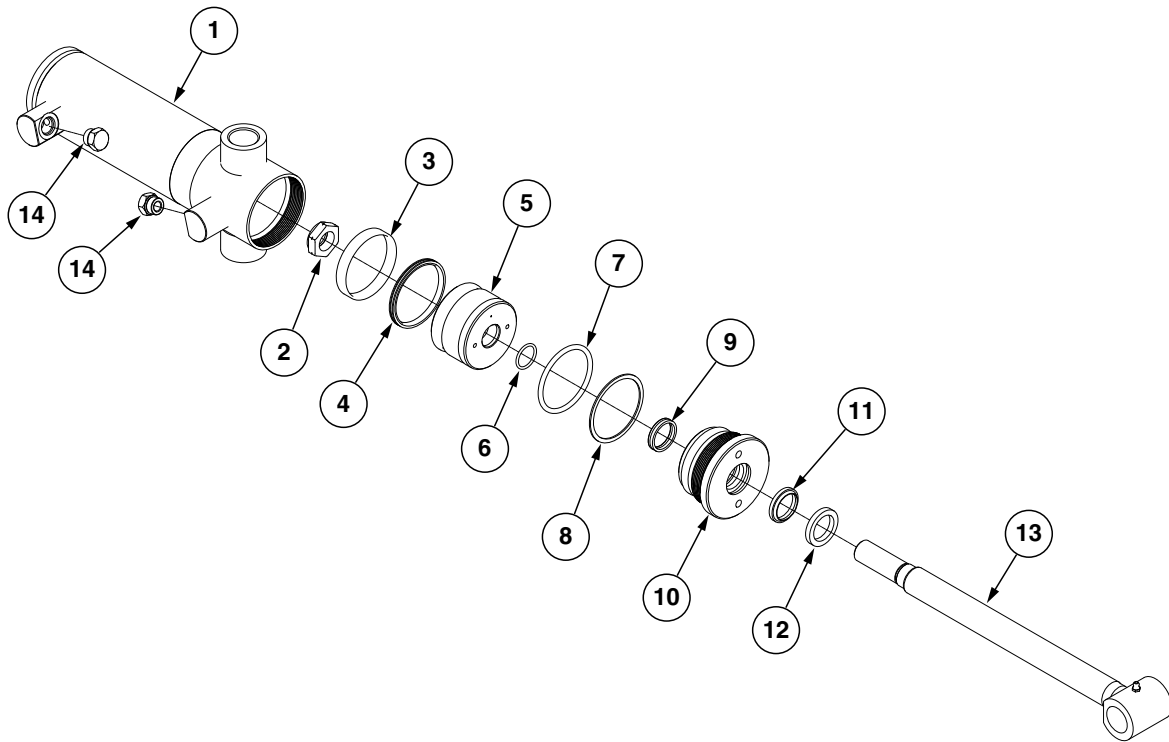
(IP1523)



ITEM	PART NO.	QTY.	DESCRIPTION
1	A4295	1	Barrel
2	GD27235	1	Nylon Lock Nut, 1"-14, Grade 8
3	*D12056	1	Wear Ring
4	*D12280	1	T-Seal
5	GA21112	1	Piston
6	*D29649	1	O-Ring, No. 215
7	*D12231	1	O-Ring, No. 338
8	*D12232	1	BU Ring
9	*D12251	1	U-Cup
10	GD12507	1	Gland
11	*D12210	1	Wiper
12	GD12102	1	Ring
13	GA21106	1	Rod
14	G6408-08	2	Plug W/O-Ring, 3/4"-16 O-Ring
	GR1037	-	O-Ring
A	GA21111	-	Cylinder Complete, 3½" x 8" (Part Number Stamped On Barrel)
B	GR2228	-	Seal Kit, Includes: (1) Wiper, (3) O-Rings, (1) BU Ring, (1) T-Seal, (1) Wear Ring, (1) U-Cup

*Item is part of seal kit, item can not be purchased individually.

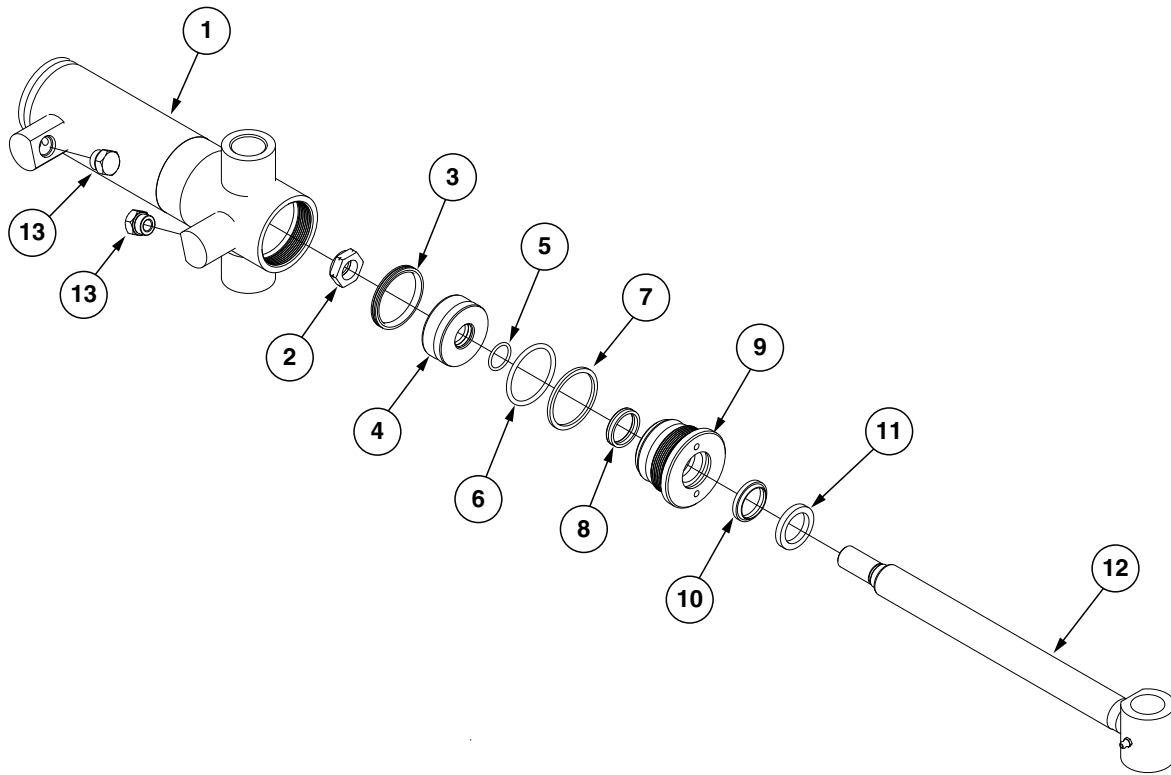
(IP1524)



ITEM	PART NO.	QTY.	DESCRIPTION
1	A7538	1	Barrel
2	GD27235	1	Nylon Lock Nut, 1"-14, Grade 8
3	*D12038	1	Wear Ring
4	*D12279	1	T-Seal
5	GA21105	1	Piston
6	*D29649	1	O-Ring, No. 215
7	*D12227	1	O-Ring, No. 336
8	*D12228	1	Back-Up Ring
9	*D12251	1	U-Cup
10	GD12505	1	Gland
11	*D12210	1	Wiper
12	GD12102	1	Ring
13	GA21106	1	Rod
14	G6408-08	2	Plug W/O-Ring, 3/4"-16 O-Ring
	GR1037	-	O-Ring
A	GA21104	-	Cylinder Complete, 3 1/4" x 8" (Part Number Stamped On Barrel)
B	GR2225	-	Seal Kit, Includes: (1) Wiper, (1) U-Cup, (3) O-Rings, (1) BU Ring, (1) T-Seal, (1) Wear Ring

*Item is part of seal kit, item can not be purchased individually.

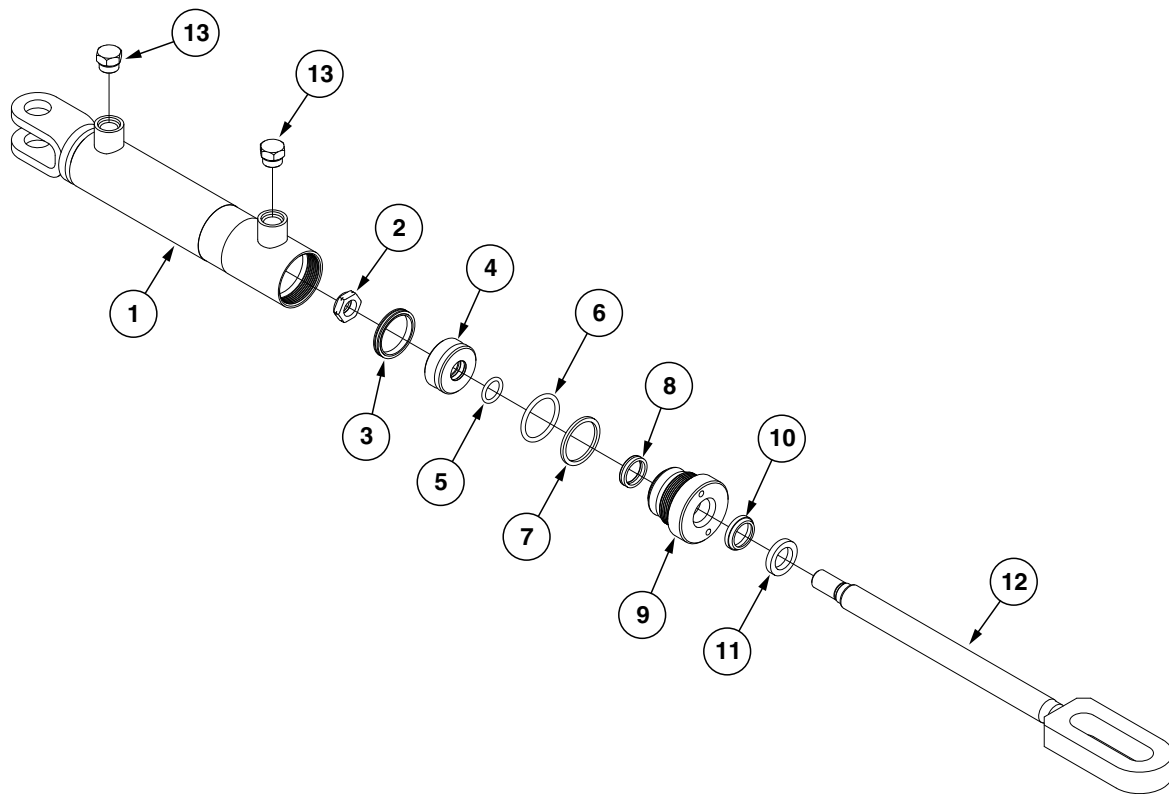
(IP1525)



ITEM	PART NO.	QTY.	DESCRIPTION
1	A8827	1	Barrel
2	GD27234	1	Nylon Lock Nut, 7/8"-14, Grade 8
3	*D12275	1	T-Seal, 2½"
4	GD30401	1	Piston
5	*D30399	1	O-Ring, No. 119
6	*D12212	1	O-Ring, No. 330
7	*D12213	1	BU Ring
8	*D12251	1	U-Cup
9	GD11985	1	Gland
10	*D12210	1	Wiper
11	GD12102	1	Ring
12	GA21185	1	Rod
13	G6408-08	2	Plug W/O-Ring, ¾"-16 O-Ring
	GR1037	-	O-Ring
A	GA21184	-	Cylinder Complete, 2½" x 8" (Part Number Stamped On Barrel)
B	GR2227	-	Seal Kit, Includes: (1) Wiper, (3) O-Rings, (1) BU Ring, (1) T-Seal, (1) U-Cup

*Item is part of seal kit, item can not be purchased individually.

(IP1528)

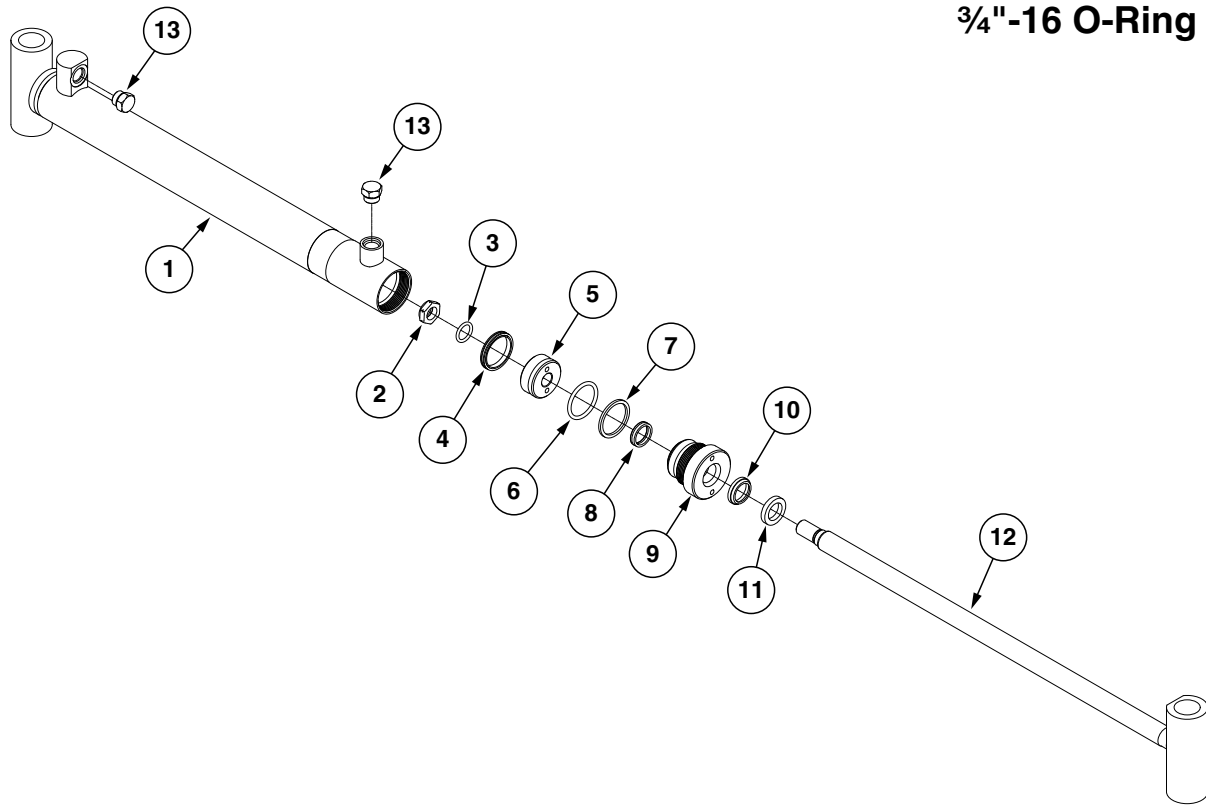


ITEM	PART NO.	QTY.	DESCRIPTION
1	A8775	1	Barrel
2	GD27233	1	Nylon Lock Nut, 3/4"-16, Grade 8
3	*D12277	1	T-Seal
4	GD29689	1	Piston
5	*D29692	1	O-Ring, No. 211
6	*D12235	1	O-Ring, No. 326
7	*D12236	1	Back-Up Ring
8	*D12256	1	U-Cup
9	GD12510	1	Gland
10	*D12233	1	Wiper Rod
11	GD12101	1	Ring
12	GA21168	1	Rod
13	G6408-08	2	Plug W/O-Ring, 3/4"-16 O-Ring
	GR1037	-	O-Ring

A	GA21167	-	Cylinder Complete, 2" x 8" (Part Number Stamped On Barrel)
B	GR2229	-	Seal Kit, Includes: (1) Wiper, (2) U-Cup, (3) O-Rings, (1) BU Ring, (1) T-Seal, (1) Instruction Sheet

*Item is part of seal kit, item can not be purchased individually.

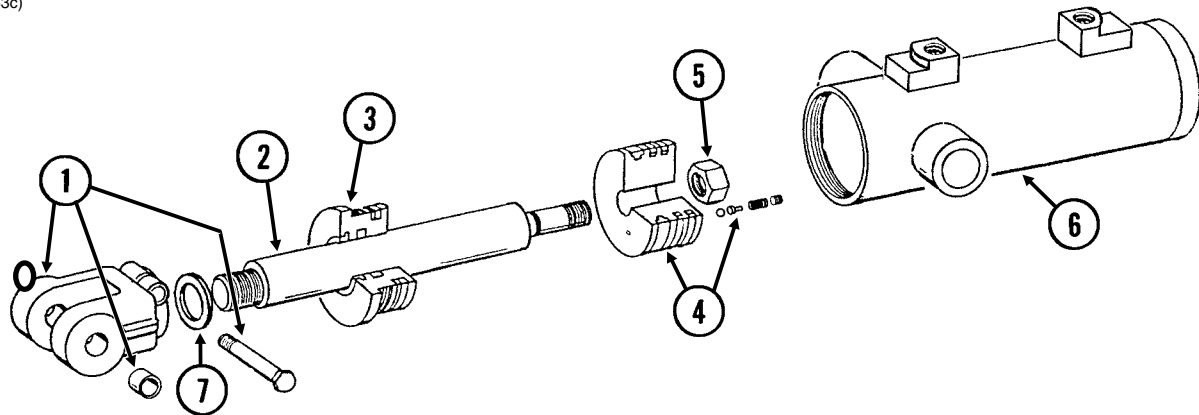
(IP1527) **3/4"-16 O-Ring Ports**



ITEM	PART NO.	QTY.	DESCRIPTION
1	A9442	1	Barrel
2	GD27233	1	Nylon Lock Nut, 3/4"-16, Grade 8
3	*D29692	1	O-Ring, No. 211
4	*D12277	1	T-Seal
5	GD29689	1	Piston
6	*D12235	1	O-Ring, No. 326
7	*D12236	1	Back-Up Ring
8	*D12256	1	U-Cup
9	GD12510	1	Gland
10	*D12233	1	Wiper Rod
11	GD12101	1	Ring
12	GA21159	1	Rod
13	G6408-08	2	Plug W/O-Ring, 3/4"-16 O-Ring
	GR1037	-	O-Ring
A	GA21158	-	Cylinder Complete, 2" x 20 ¹ / ₁₆ " (Part Number Stamped On Barrel)
B	GR2229	-	Seal Kit, Includes: (1) Wiper, (2) U-Cup, (3) O-Rings, (1) BU Ring, (1) T-Seal, (1) Instruction Sheet

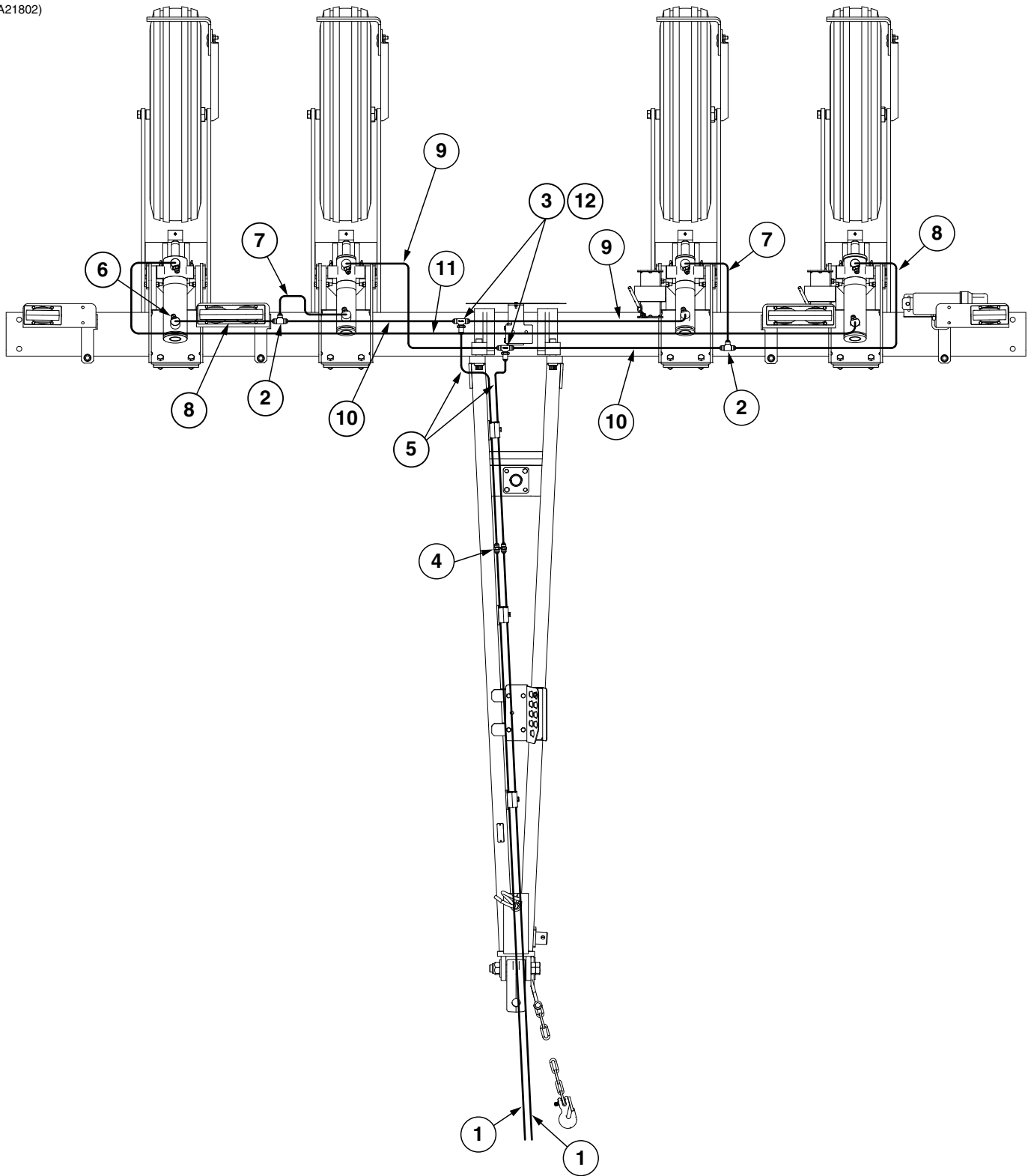
*Item is part of seal kit, item can not be purchased individually.

(CYL33c)



ITEM	PART NO.	QTY.	DESCRIPTION
1	GA8130	1	Clevis W/Bushings, Hex Head Cap Screw and Hex Nut
	GR1401	2	Bushing
	G10939	1	Hex Head Cap Screw, 3/8"-16 x 2 1/4"
	G10101	1	Hex Nut, 3/8"-16
2	GD12513	1	Rod
3	GD11995	1	Gland
4	GA8924	1	Piston W/Rephasing Valve
	GR1169	-	Rephasing Valve Replacement Kit (Includes: Set Screw, Guide, 2 Springs and Ball)
5	GD27235	1	Nylon Lock Nut, 1"-14, Grade 8
6	A8923	1	Barrel
7	G10957	4	Steel Shim
A	GA8897	-	Cylinder Complete, 4 1/4" x 4" (Part Number Stamped On Barrel)
B	GR1523	-	Seal Kit, Includes: (1) Wiper, (2) O-Rings, (1) BU Ring, (1) U-Cup, (1) Seal, (1) Expander, (2) Cast Iron Ring

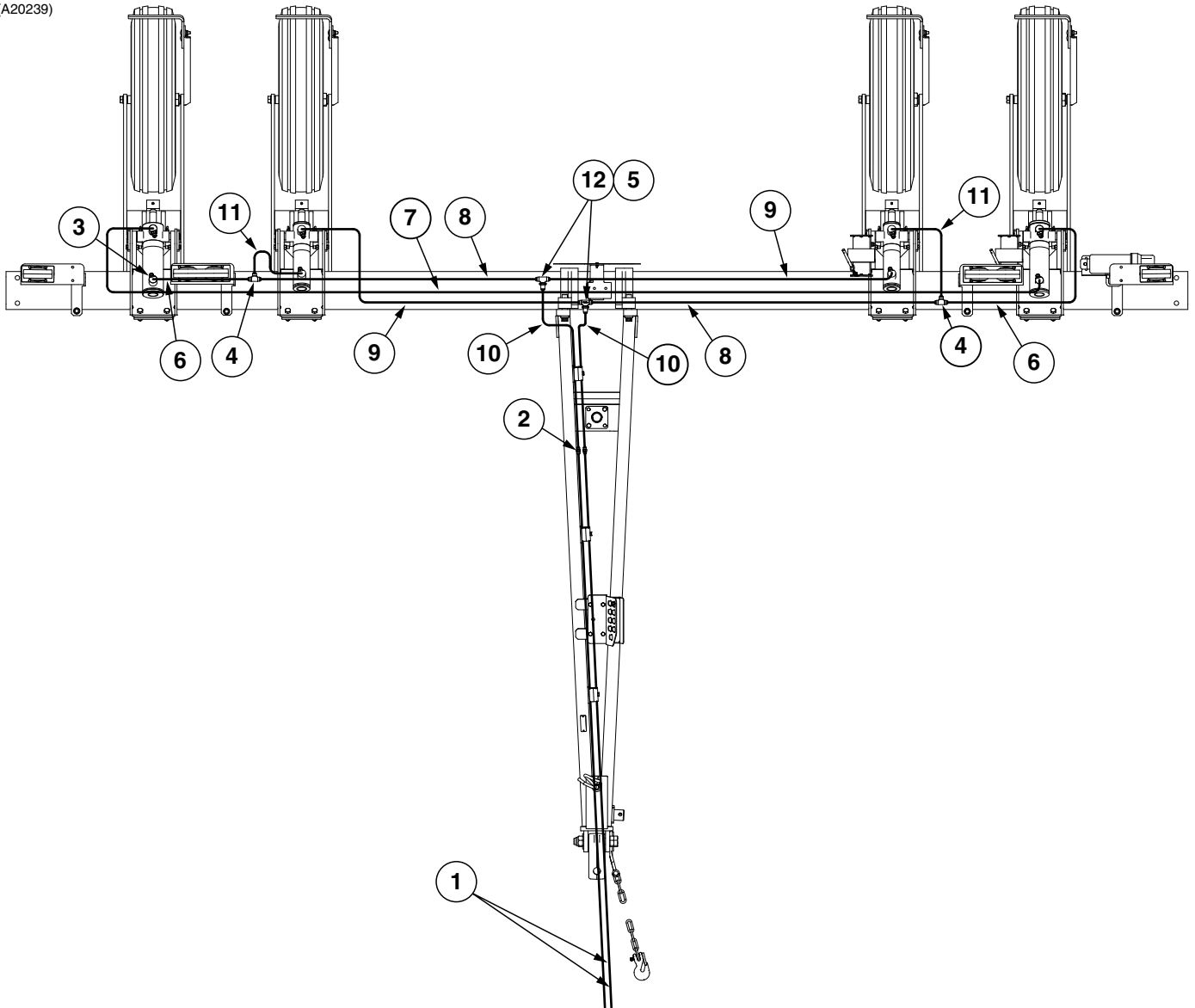
(A21802)



ITEM	PART NO.	QTY.	DESCRIPTION
1	*A22770-2650	2	Hose Assembly, 3/8" x 2650MM W/Tip (1/2M NPTF - 08F)
2	G2603-08	2	Tee, 3/4"-16 Male JIC
3	G2703-08	2	Bulkhead Tee, 3/4"-16 Male JIC
4	G2403-08	2	Union, 3/4"-16 Male JIC
5	*A22766-650	2	Hose Assembly, 3/8" x 650MM (08F - 08F)
6	G6400-08	8	Connector W/O-Ring, 3/4"-16 Male JIC To O-Ring
7	*A22766-380	2	Hose Assembly, 3/8" x 380MM (08F - 08F)
8	*A22766-1020	2	Hose Assembly, 3/8" x 1020MM (08F - 08F)
9	*A22766-970	2	Hose Assembly, 3/8" x 970MM (08F - 08F)
10	*A22766-700	2	Hose Assembly, 3/8" x 700MM (08F - 08F)
11	*A22766-3500	1	Hose Assembly, 3/8" x 3500MM (08F - 08F)
12	G306-08	2	Lock Nut, 3/4"-16

* Hydraulic hose is not stocked by Kinze Repair Parts, but can be made available on a special order basis. Call for quote.

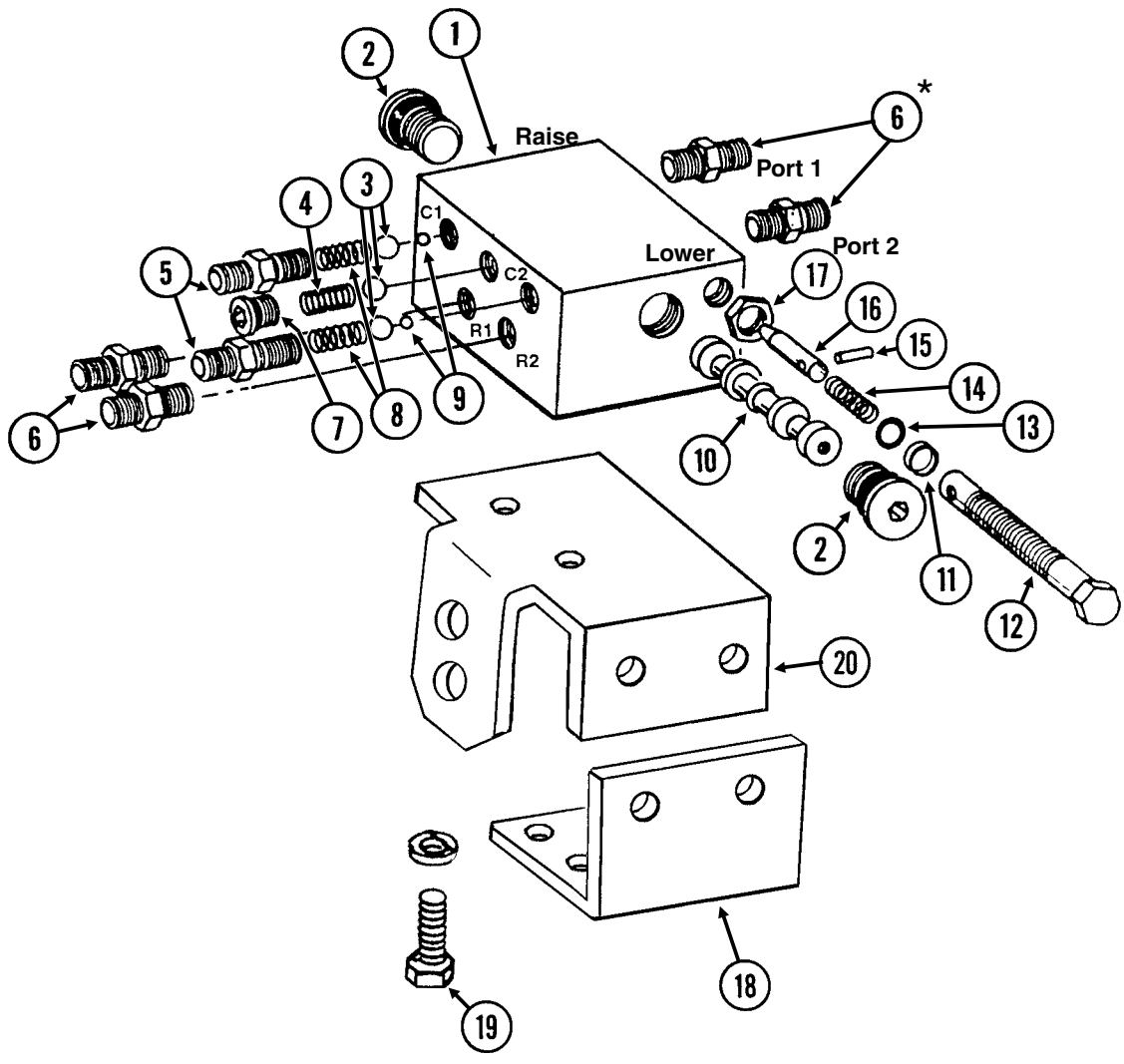
(A20239)



ITEM	PART NO.	QTY.	DESCRIPTION
1	*A22770-2650	2	Hose Assembly, 3/8" x 2650MM W/Tip (1/2M NPTF - 08F)
2	G2403-06	2	Union, 1/4"-18 Male JIC
3	G6400-08 GR1037	8 -	Connector W/O-Ring, 3/4"-16 Male JIC To O-Ring O-Ring
4	G2603-08	2	Tee, 3/4"-16 Male JIC
5	G2703-08	2	Bulkhead Tee, 3/4"-16 Male JIC
6	*A22766-1020	2	Hose Assembly, 3/8" x 1020MM (08F - 08F)
7	*A22766-4900	1	Hose Assembly, 3/8" x 4900MM (08F - 08F)
8	*A22766-1400	2	Hose Assembly, 3/8" x 1400MM (08F - 08F)
9	*A22766-1670	2	Hose Assembly, 3/8" x 1670MM (08F - 08F)
10	*A22766-650	2	Hose Assembly, 3/8" x 650MM (08F - 08F)
11	*A22766-380	2	Hose Assembly, 3/8" x 380MM (08F - 08F)
12	G306-08	2	Lock Nut, 3/4"-16

* Hydraulic hose is not stocked by Kinze Repair Parts, but can be made available on a special order basis. Call for quote.

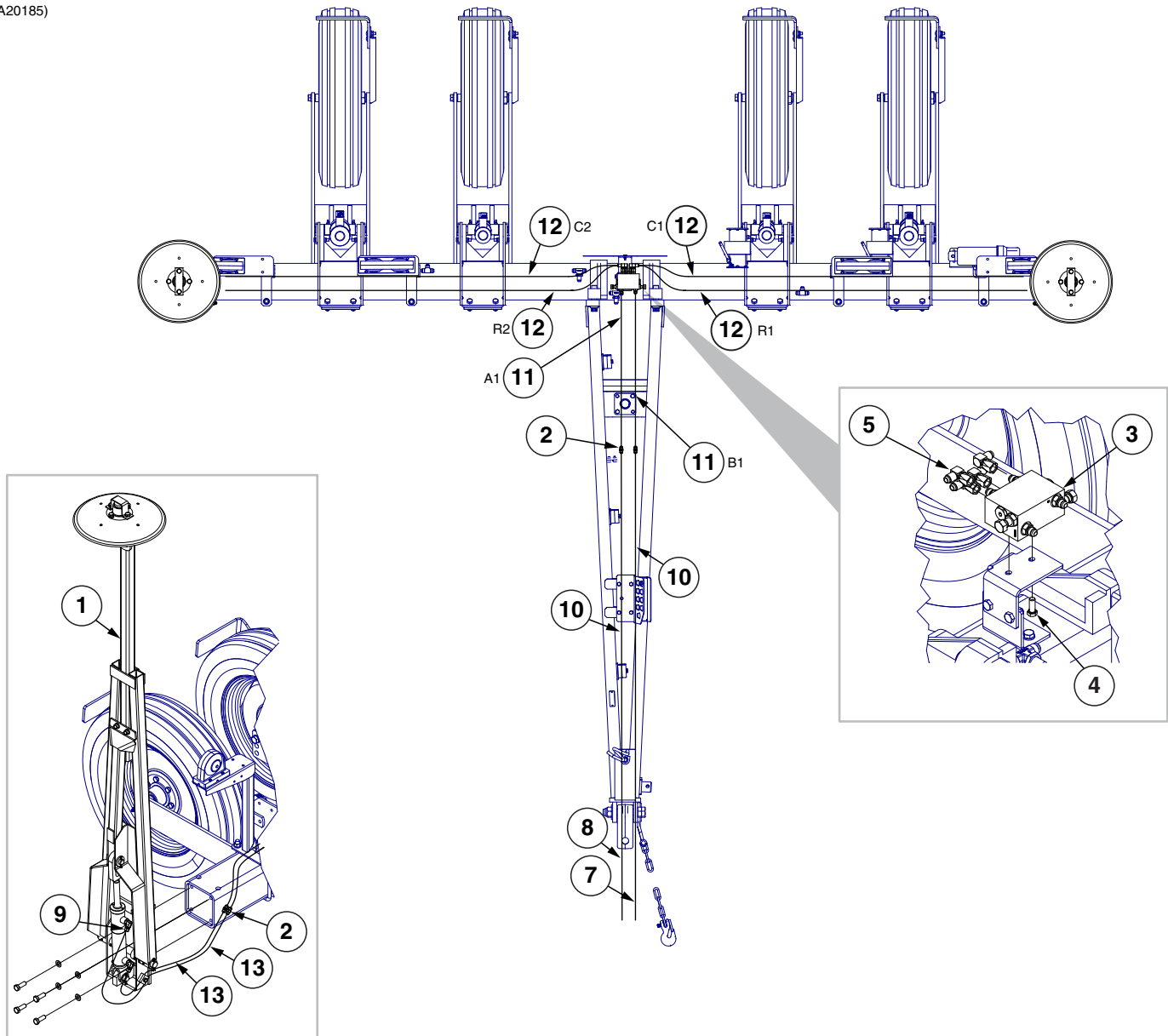
(PT11c)



ITEM	PART NO.	QTY.	DESCRIPTION
1	---	-	Valve Body (Non-Stock Item)
2	GR1047 GR1037	2 -	Hex Socket Plug W/O-Ring O-Ring
3	GR1044	3	7/16" Check Ball
4	GR1033	1	Detent Spring
5	GR1032 GR1045	2 -	Port Adapter W/O-Ring O-Ring
6	*G6400-06 GR1045	4 -	Connector W/O-Ring, 3/16"-18 Male 37° JIC To 3/16"-18 O-Ring O-Ring
7	GR1034 GR1035	1 -	Hex Socket Plug W/O-Ring O-Ring
8	GR1036	2	Spring
9	GR1043	2	1/4" Steel Ball
10	---	-	Spool (Non-Stock Item)
11	GR1041	2	Teflon BU Ring
12	GR1042	2	Adjustment Screw
13	GR1040	2	O-Ring
14	GR1046	2	Compression Spring
15	GR1039	2	Spring Pin
16	GR1038	2	Needle
17	GR1048	2	Hex Jam Nut, 1/2"-20
18	---	-	See "SMV Sign and Hydraulic Mount" on page P80
19	G10001 G10229	2 2	Hex Head Cap Screw, 3/8"-16 x 1" Lock Washer, 3/8"
20	---	-	See "SMV Sign and Hydraulic Mount" on page P80
A	GA5552	-	Valve Assembly Complete (Items 1-17)
B	GA5572	-	Flow Control Portion Only (Items 11-17)

*Not used on sizes with 3/8" hoses.

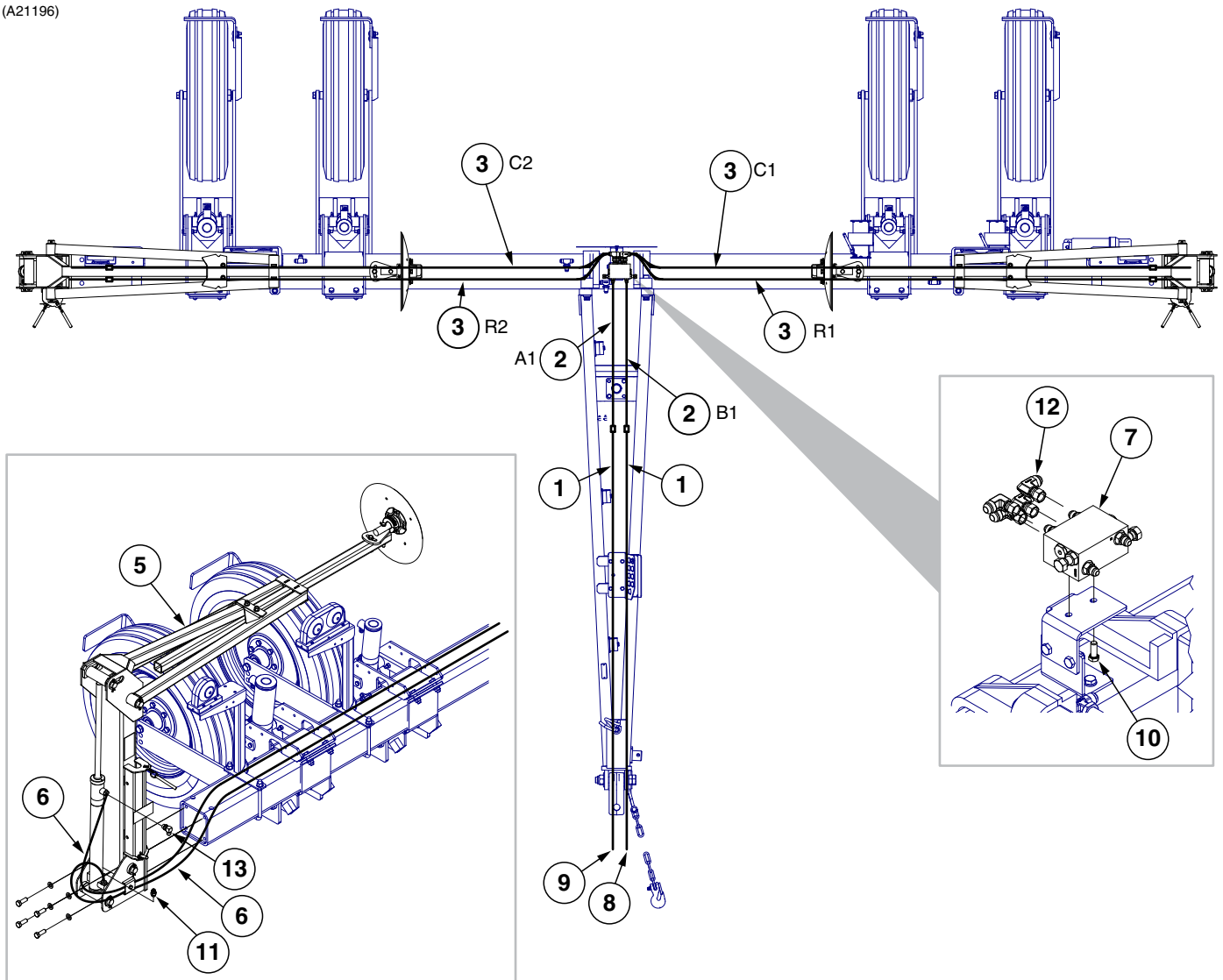
(A20185)



ITEM	PART NO.	QTY.	DESCRIPTION
1	---	-	See "Row Marker Assembly, 6 Row" on page P81
2	G2403-06	6	Union, 1/16"-18 Male JIC
3	GA5552	1	See "Row Marker Sequencing/Flow Control Valve" on page P99
4	G10001	2	Hex Head Cap Screw, 3/8"-16 x 1"
5	G6500-06	4	Swivel Elbow, 90°, 1/16"-18 Male JIC To Female
7	GD10057-03	1	Hose Identification Sleeve, Blue AA
8	GD10057-04	1	Hose Identification Sleeve, Blue BB
9	G6500-08-06	4	Swivel Elbow, 90°, 3/4"-16 Male JIC To 1/16"-18 Female
10	*A22771-2650	2	Hose Assembly, 3/8" x 2650 MM W/TIP (1/2M NPTF - 06F)
11	*A22767-750	2	Hose Assembly, 1/4" x 750 MM (06F - 06F)
12	*A22767-2200	4	Hose Assembly, 1/4" x 2200 MM (06F - 06F)
13	*A22769-760	4	Hose Assembly, 1/4" x 760 MM (06M - 06F)

* Hydraulic hose is not stocked by Kinze Repair Parts, but can be made available on a special order basis. Call for quote.

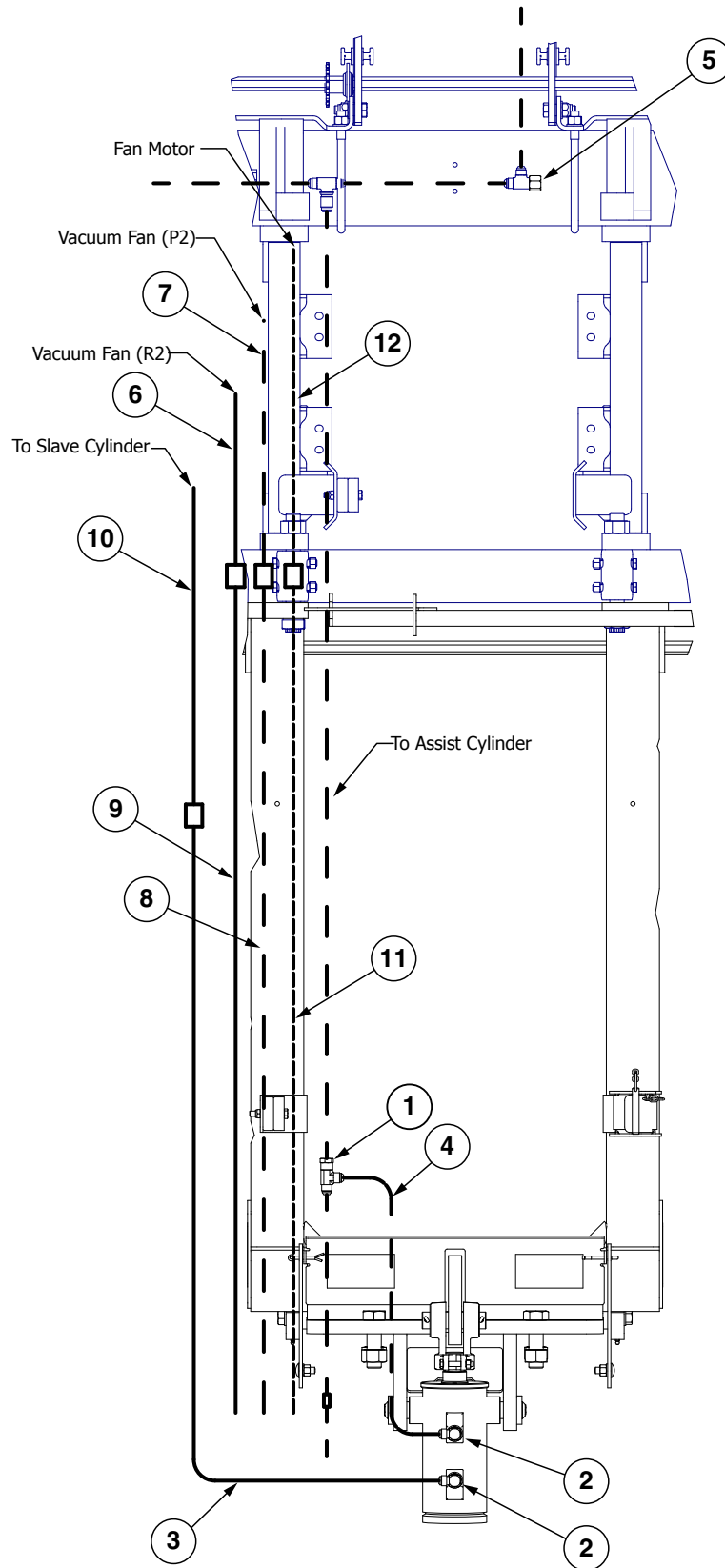
(A21196)



ITEM	PART NO.	QTY.	DESCRIPTION
1	*A22771-2650	2	Hose Assembly, 3/8" x 2650 MM W/TIP (1/2M NPTF - 06F)
2	*A22767-750	2	Hose Assembly, 1/4" x 750 MM (06F - 06F)
3	*A22766-2950	4	Hose Assembly, 3/8" x 2950 MM (08F - 08F)
4	---	-	---
5	---	-	See "Row Marker Assembly, 8 Row" on page P83
6	*A22768-920	4	Hose Assembly, 3/8" x 920 MM (08M - 08F)
7	GA5552	1	See "Row Marker Sequencing/Flow Control Valve" on page P99
8	GD10057-03	1	Hose Identification Sleeve, Blue AA
9	GD10057-04	1	Hose Identification Sleeve, Blue BB
10	G10001	2	Hex Head Cap Screw, 3/8"-16 x 1"
11	G6400-08	2	Connector W/O-Ring, 3/4"-16 Male JIC To O-Ring
	GR1037	-	O-Ring
12	G6500-08-06	4	Swivel Elbow, 90°, 3/4"-16 Male JIC To 1/2"-18 Female
13	G6801-08	2	Elbow W/O-Ring, 90°, 3/4"-16 Male JIC To O-Ring
	GR1037	-	O-Ring

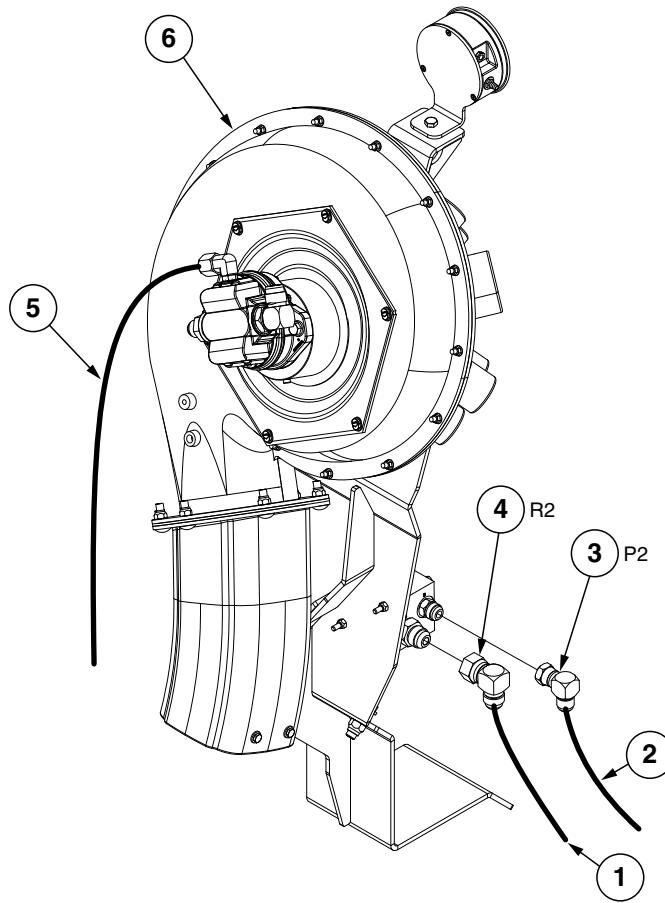
* Hydraulic hose is not stocked by Kinze Repair Parts, but can be made available on a special order basis. Call for quote.

(A22286)



ITEM	PART NO.	QTY.	DESCRIPTION
1	G6602-08	1	Swivel Tee, 3/4"-16 JIC
2	G6801-08	2	Elbow W/O-Ring, 90°, 3/4"-16 Male JIC To O-Ring
3	*A22768-3650	1	Hose Assembly, 3/8" x 3650MM (08M - 08F)
4	*A22766-600	1	Hose Assembly, 3/8" x 600MM (08F - 08F)
5	G304-C-8	1	Cap Nut, 3/4"-16
6	*A22780-730	1	Hose Assembly, 5/8" x 750MM (12M - 12F), Double Frame (Vacuum Only)
7	*A22775-720	1	Hose Assembly, 1/2" x 720MM (10M - 10F), Double Frame (Vacuum Only)
8	*A22775-2400	1	Hose Assembly, 1/2" x 2400MM (10M - 10F) (Vacuum Only)
9	*A22780-2400	1	Hose Assembly, 5/8" x 2300MM (12M - 12F) (Vacuum Only)
10	*A22768-750	1	Hose Assembly, 3/8" x 750MM (08M - 08F), Double Frame
11	*A22768-2400	1	Hose Assembly, 3/8" x 2400MM (08M - 08F)
12	*A22768-700	1	Hose Assembly, 3/8" x 700MM (08M - 08F), Double Frame (Vacuum Only)

* Hydraulic hose is not stocked by Kinze Repair Parts, but can be made available on a special order basis. Call for quote.

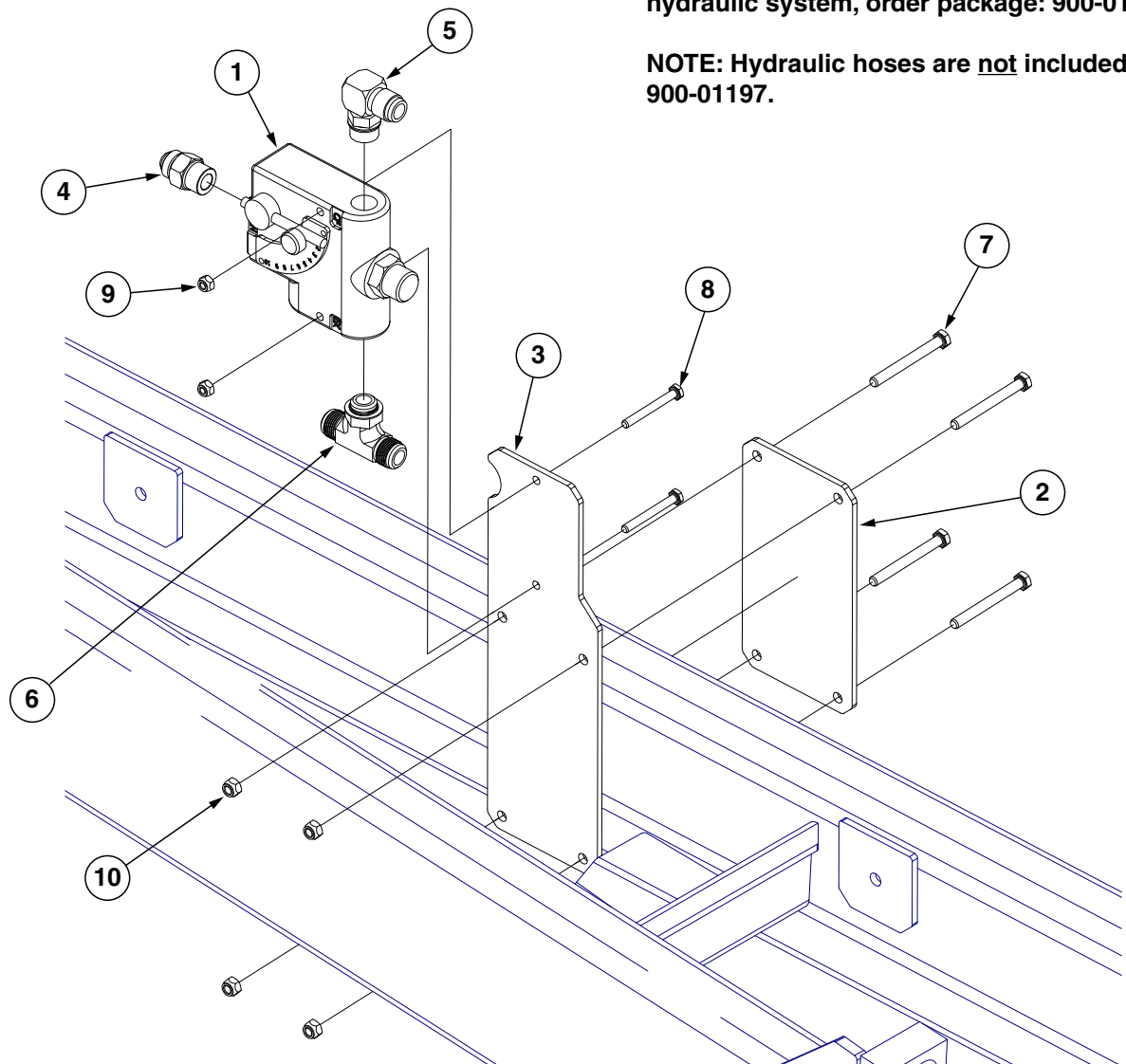


ITEM	PART NO.	QTY.	DESCRIPTION
1	*A22772-3400	1	Hose Assembly, 3/8" x 3400MM W/Tip (1/2M NPTF - 08F)
2	*A22781-3400	1	Hose Assembly, 1/2" x 3400MM W/Tip (1/2M NPTF - 10F)
3	G6500-10	1	Swivel Elbow, 90°, 7/8"-14 Male JIC To Female
4	G6500-12	1	Swivel Elbow, 90°, 1 1/16"-12 Male JIC To Female
5	*A22782-3400	1	Hose Assembly, 5/8" x 3400MM W/Tip (1/2M NPTF - 12F)
6	---	-	See "Vacuum System" on page P51

* Hydraulic hose is not stocked by Kinze Repair Parts, but can be made available on a special order basis. Call for quote.

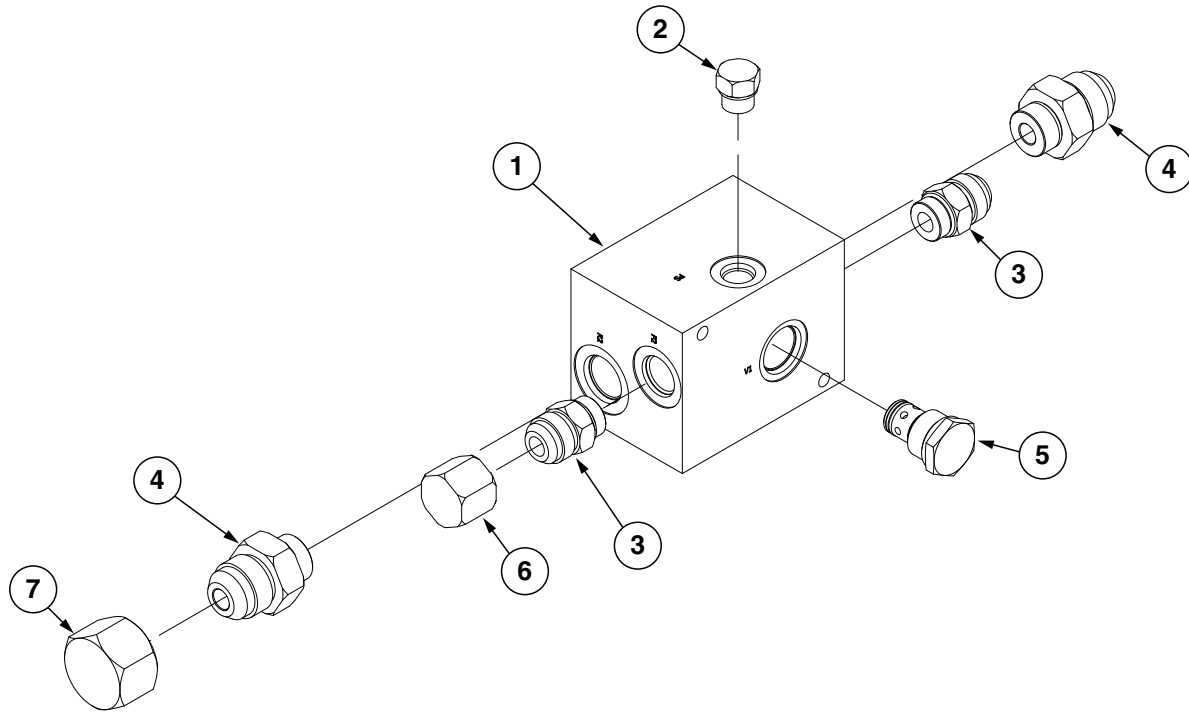
NOTE: If tractor is equipped with an open center hydraulic system, order package: 900-01197.

NOTE: Hydraulic hoses are not included with 900-01197.



ITEM	PART NO.	QTY.	DESCRIPTION
1	GA10918	1	Flow Control Valve
2	GD29719	1	Bypass Valve Plate Mount, Back
3	GD29721	1	Bypass Valve Plate Mount, Front
4	G6400-10 GR1466	1	Connector W/O-Ring, 7/8"-14 Male JIC To O-Ring
5	G6801-10 GR1466	1	Elbow W/O-Ring, 90°, 7/8"-14 Male JIC To O-Ring
6	G6803-10	1	Tee W/O-Ring, 7/8"-14
7	G12003-80	4	Hex Head Cap Screw, M8-1.25 x 80
8	G12004-60	2	Hex Head Cap Screw, M6-1.0 x 60
9	G12101	4	Hex Lock Nut, M6-1.00
10	G12013	2	Hex Lock Nut, M8-1.25

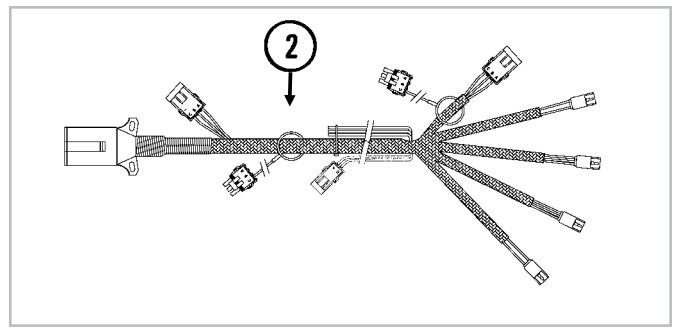
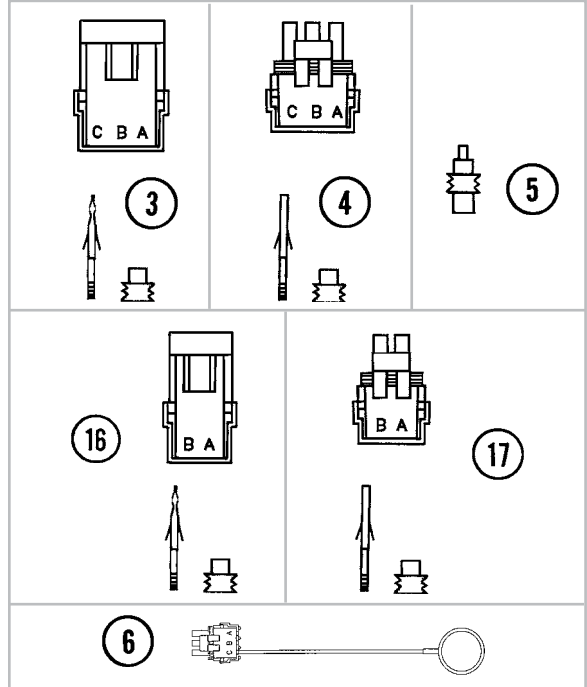
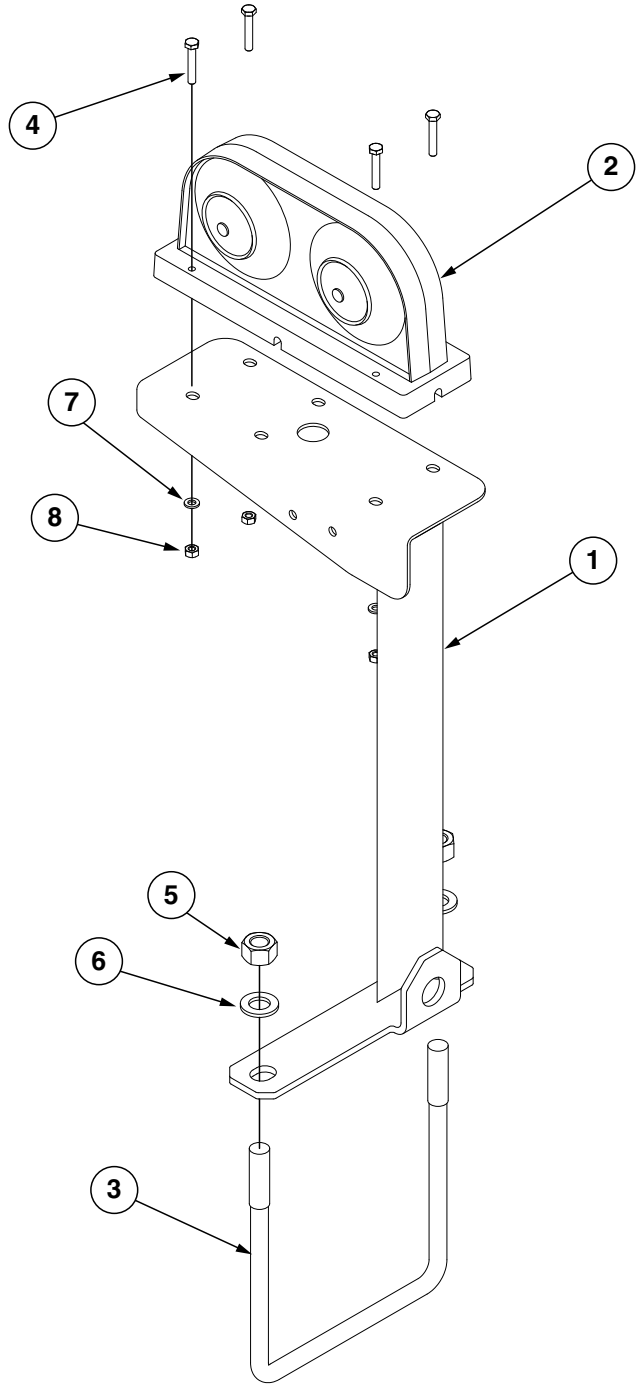
(A15813)



ITEM	PART NO.	QTY.	DESCRIPTION
1	GD19123	1	Vacuum Fan Override Valve Block
2	G6408-06 GR1045	1 -	Plug W/O-Ring, 9/16"-18 O-Ring O-Ring
3	G6400-10-08 GR1037	2 -	Connector W/O-Ring, 7/8"-14 Male JIC To 3/4"-16 O-Ring O-Ring
4	G6400-12-10	2	Connector W/O-Ring, 1 1/16"-12 JIC To 7/8"-14 O-Ring
5	GA4293	1	Check Valve Cartridge
6	G304-C-10	1	Cap Nut, 7/8"-14
7	G304-C-12	1	Cap Nut, 1 1/16"-12

This page left blank intentionally.

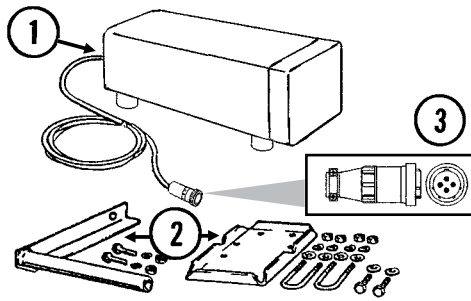
PFA052/PFA055(ELC9/A9206a/MTR27a/ELC8/PT49f)



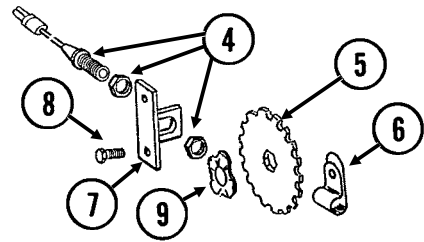
ITEM	PART NO.	QTY.	DESCRIPTION
1	GA20199 GA20201	1	Light Bracket, R.H. Light Bracket, L.H.
2	GA6699 GA6700 GR1956 GR1957 GR1958 GR1208	1 1 - - - -	Double Light Assembly Double Light Assembly (Shown) Amber Lens Kit, Includes: (1) Amber Lens, (1) Gasket, and (3) Hex Head Cap Screws Red Lens Kit, Includes: (1) Red Lens, (1) Gasket, and (3) Hex Head Cap Screws Black Cover Kit, Includes: (1) Black Cover, (1) Gasket, and (3) Hex Head Cap Screws Bulb
3	GD28100	1	U-Bolt, M16-2 x 180
4	G12004-35	4	Hex Head Cap Screw, M6-1.0 x 35
5	G12033	2	Hex Nut, M16-2.0
6	G12040	2	Flat Washer, M16
7	G12066	4	Flat Washer, M6
8	G12100	4	Hex Nut, M6-1.0
9	G1K248	-	3-Pin Female Connector Kit (Black), Includes: (3) 3-Pin Female Housings, (9) Pin Contacts, (9) Seals
10	G1K252	-	3-Pin Male Connector Kit (Black), Includes: (3) 3-Pin Male Housings, (9) Socket Contacts, (9) Seals
11	GD11089	-	Sealing Plug
12	GA8047	-	Dust Plug (Black)
13	GA9207 GA9206 GA5385	- - -	Wiring Harness W/7 Terminal Female Connector, 329", 6 Row (4 Light Connections) Wiring Harness W/7 Terminal Female Connector, 396", 8 Row (4 Light Connections) 7 Terminal Female Connector
14	G1K321	-	2-Pin Female Connector Kit (Black), Includes: (3) 2-Pin Female Housings, (6) Pin Contacts, (6) Seals
15	G1K320	-	2-Pin Male Connector Kit (Black), Includes: (3) 2-Pin Male Housings, (6) Socket Contacts, (6) Seals

(MTR46dd)

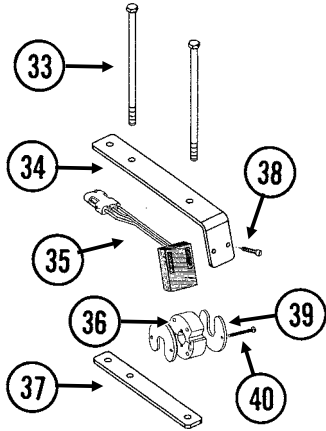
Radars Distance Sensor



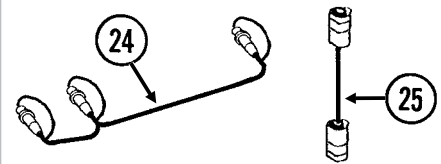
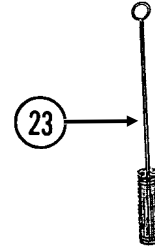
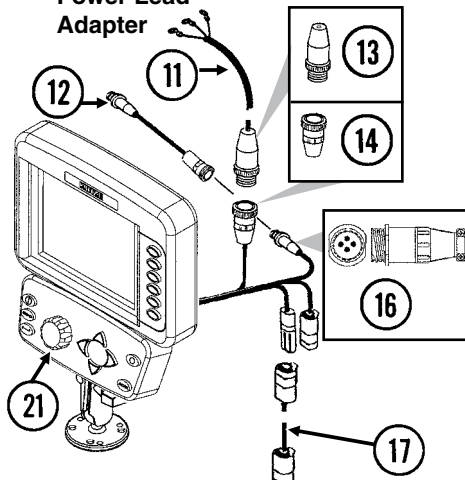
Magnetic Distance Sensor (MDS)



Shaft Rotation Sensor



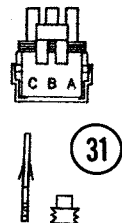
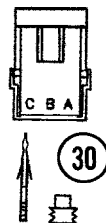
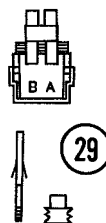
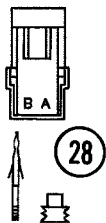
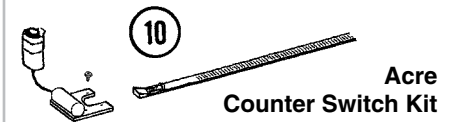
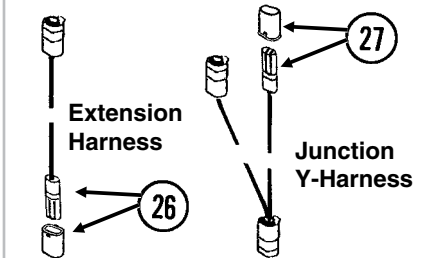
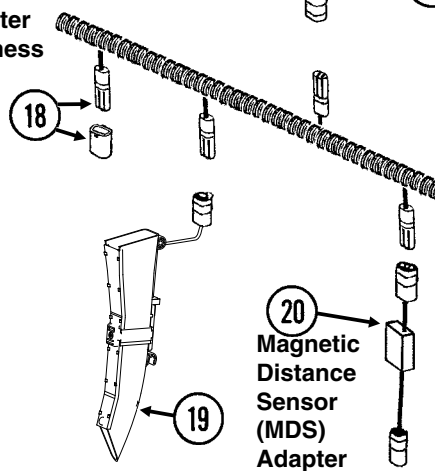
Power Lead Adapter




Radars Y-Cable

Adapter Harness

Planter Harness



32



15



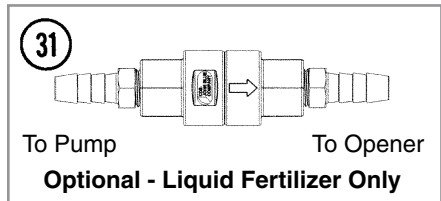
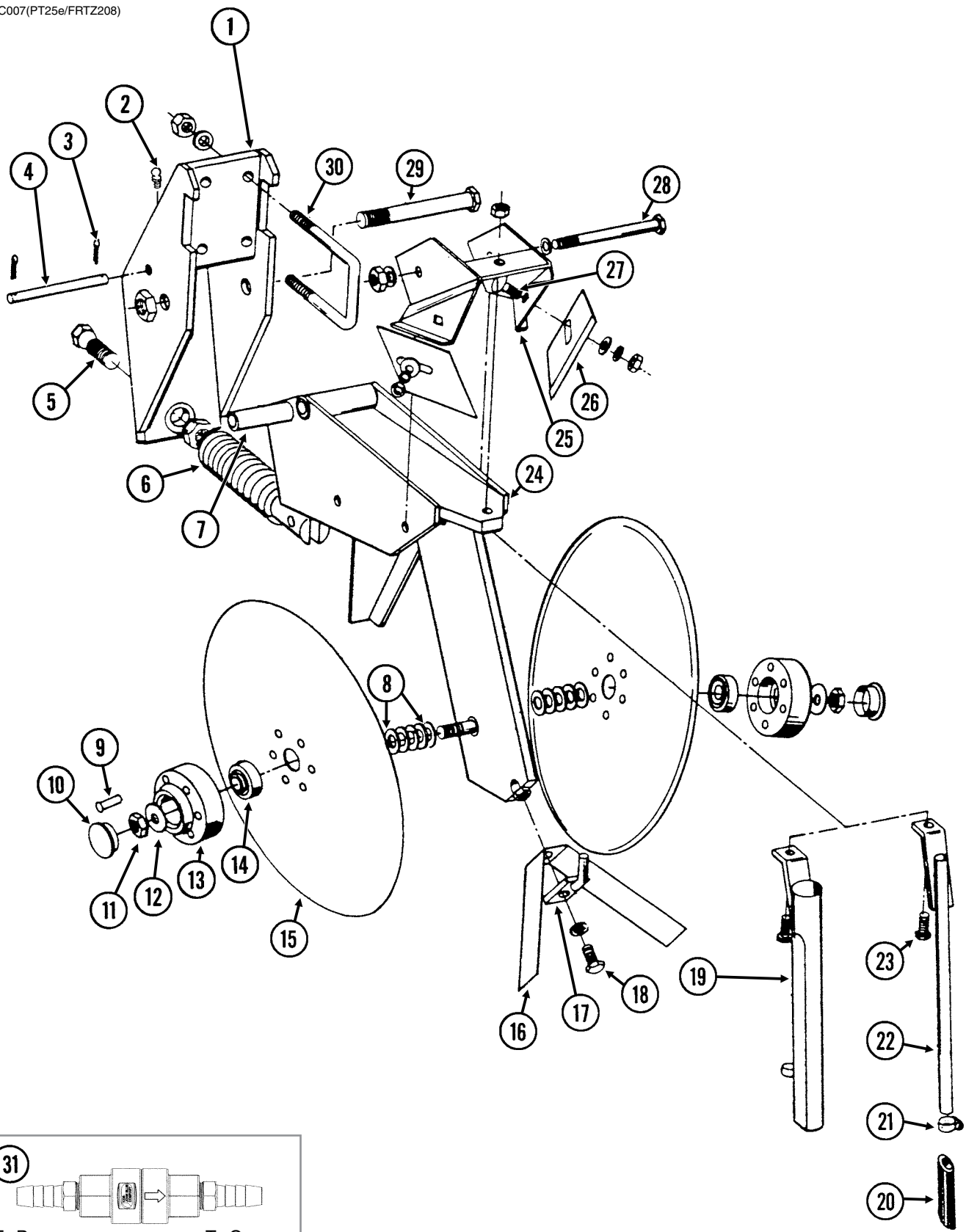
22

ITEM	PART NO.	QTY.	DESCRIPTION
1	GA7858	-	Radar Distance Sensor W/20' Cable
2	GA8026	-	Radar Sensor Pipe/Mounting Bracket Package
3	G1K323	-	4-Pin Connector Kit W/Female Housing, Includes: (4) Pins and (1) Cable Clamp
4	GA5600	1	Magnetic Distance Sensor
5	GD8751	-	Magnetic Distance Sensor Pulse Wheel
6	GD13348	-	Insulated Clamp, 1 ¹ / ₁₆ "
7	GD8770	1	Bracket
8	G10001	2	Hex Head Cap Screw, 3/8"-16 x 1"
	G10229	2	Lock Washer, 3/8"
	G10101	2	Hex Nut, 3/8"-16
9	GD8771	1	Spring Wave Washer
10	G1K249	-	Acre Counter Switch Kit
11	GA7856	1	Power Lead Adapter
12	GA9144	-	Monitor/Radar Adapter Cable, 10"
13	G1K267	-	Power Lead Adapter Connector Kit, Includes: (1) Cable Clamp, (1) 3-Pin Connector, (3) Male Terminal Pins
14	G1K268	-	Console Cable Connector Kit, Includes: (1) Cable Clamp, (1) 3-Pin Connector, (1) Lock Ring, (3) Female Terminal Pins
15	GA8046	-	Dust Plug (Black)
	GA9978	-	Dust Plug (Blue)
16	G1K322	-	4-Pin Connector Kit W/Male Housing, (4) Female Socket Contacts and (1) Cable Clamp
17	---	-	Included In Planter Wiring Harness, See Item 2, on page P109
18	GA8021	-	Planter Harness W/Dust Caps, 4 Row (7 Connectors)
	GA8022	-	Planter Harness W/Dust Caps, 6 Row (9 Connectors) (6 Row Mechanical)
	GA7850	-	Planter Harness W/Dust Caps, 8 Row (12 Connectors) (6 Row Vacuum, 8 Row Mechanical/Vacuum)
	GD11993	-	Dust Cap
19	GA21515	-	Seed Tube W/Computerized Sensor
	GA20902	-	Seed Tube (With Holes For Sensor Installation)
20	GA7859	1	Magnetic Distance Sensor Adapter (Analog To Digital)
21	G8647x	1	KPM III Backlit Console W/Brush (Item 23), Dust Plug (Item 15), Console Mounting Bracket Hardware and Power Harness
	GA12403	-	Mounting Bracket Assembly, Includes: (2) Mounting Brackets, (2) Connector Halves, (1) Compression Spring, (1) Tension Knob, (1) 1/4"-20 x 1 3/4" Hex Head Cap Screw, (1) 1/4" Plastic Washer, (1) 1/4" Steel Washer
	GR1762	-	Console Mounting Bracket Hardware Package, Includes: (3) No. 10-32 x 5/8" Hex Socket Pan Head Plated Screw, (3) 1/4" Plated Lock Washers
	GA16082	-	Power Harness
22	GA8047	-	Dust Plug (Black)
	GA9979	-	Dust Plug (Blue)
23	GR0594	-	Brush
24	GR0586	1	Radar Y-Cable (Used To Connect Radar Distance Sensor For Multiple
25	GA7857	-	Adapter Harness, 1'
26	GA7854	-	Extension Harness W/Dust Cap, 15'
	GA7855	-	Extension Harness W/Dust Cap, 30'
	GD11993	-	Dust Cap
27	GA7853	-	Junction Y-Harness W/Dust Cap
	GD11993	-	Dust Cap
28	G1K321	-	2-Pin Female Connector Kit (Black), Includes: (3) 2-Pin Female Housings, (6) Pin Contacts, (6) Seals
29	G1K320	-	2-Pin Male Connector Kit (Black), Includes: (3) 2-Pin Male Housings, (6) Socket Contacts, (6) Seals

ITEM	PART NO.	QTY.	DESCRIPTION
30	G1K248	-	3-Pin Female Connector Kit (Black), Includes: (3) 3-Pin Female Housings, (9) Pin Contacts, (9) Seals
	G1K362	-	3-Pin Female Connector Kit (Blue), Includes: (3) 3-Pin Female Housings, (9) Pin Contacts, (9) Seals
31	G1K252	-	3-Pin Male Connector Kit (Black), Includes: (3) 3-Pin Male Housings, (9) Pin Contacts, (9) Seals
	G1K363	-	3-Pin Male Connector Kit (Blue), Includes: (3) 3-Pin Male Housings, (9) Pin Contacts, (9) Seals
32	GD11089	-	Sealing Plug
33	G10686	4	Hex Head Cap Screw, 3/8"-16 x 8"
	G10229	2	Lock Washer, 3/8"
	G10101	2	Hex Nut, 3/8"-16
34	GD18118	2	Shaft Sensor Mount
35	GR1415	1	Rotation Sensor
36	GR1414	1	Actuator
37	GD18168	2	Mount
38	G11288	2	Pan Head Screw, No. 10-32 x 1 1/2"
	G10243	2	Washer, No. 10 SAE
	G10758	2	Hex Nut, No. 10-32
39	GD11474	2	Cover
40	G10927	2	Pan Head Machine Screw, No. 8-32 x 1 1/4", Stainless Steel
	G10931	2	Lock Washer, No. 8, Internal/External, Stainless Steel
	G10928	2	Hex Nut, No. 8-32, Stainless Steel
A	GA6147	-	Magnetic Distance Sensor and Mounting Package (Items 4-9)
B	GR1763	-	KPM III Loaner (Display Only)
C	GA13521	-	Shaft Sensor Mounting Pkg. (Items 33, 34, and 37-40)
D	GA13522	-	Shaft Rotation Sensor (1 Sensor, 1 Actuator) (Items 35 and 36)

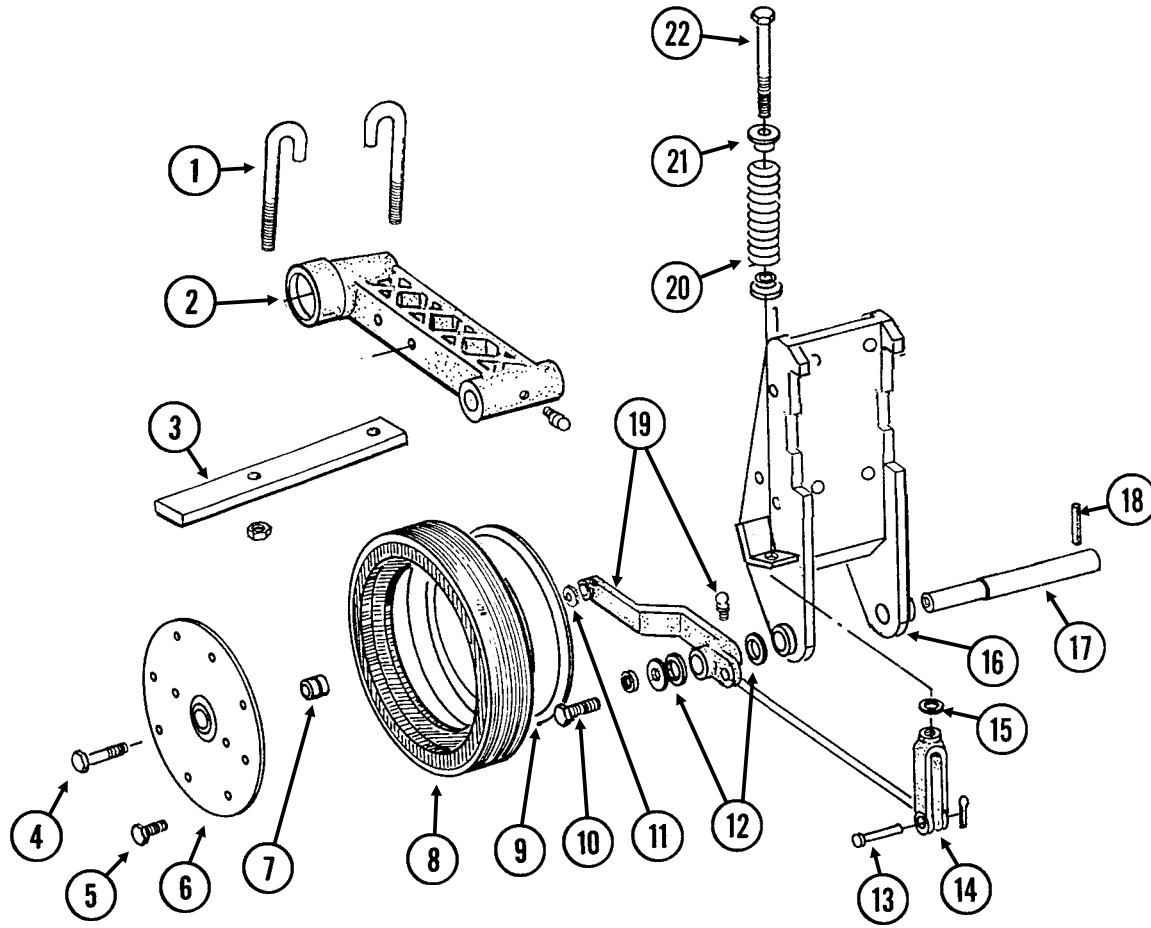
This page left blank intentionally.

FOC007(PT25e/FRTZ208)



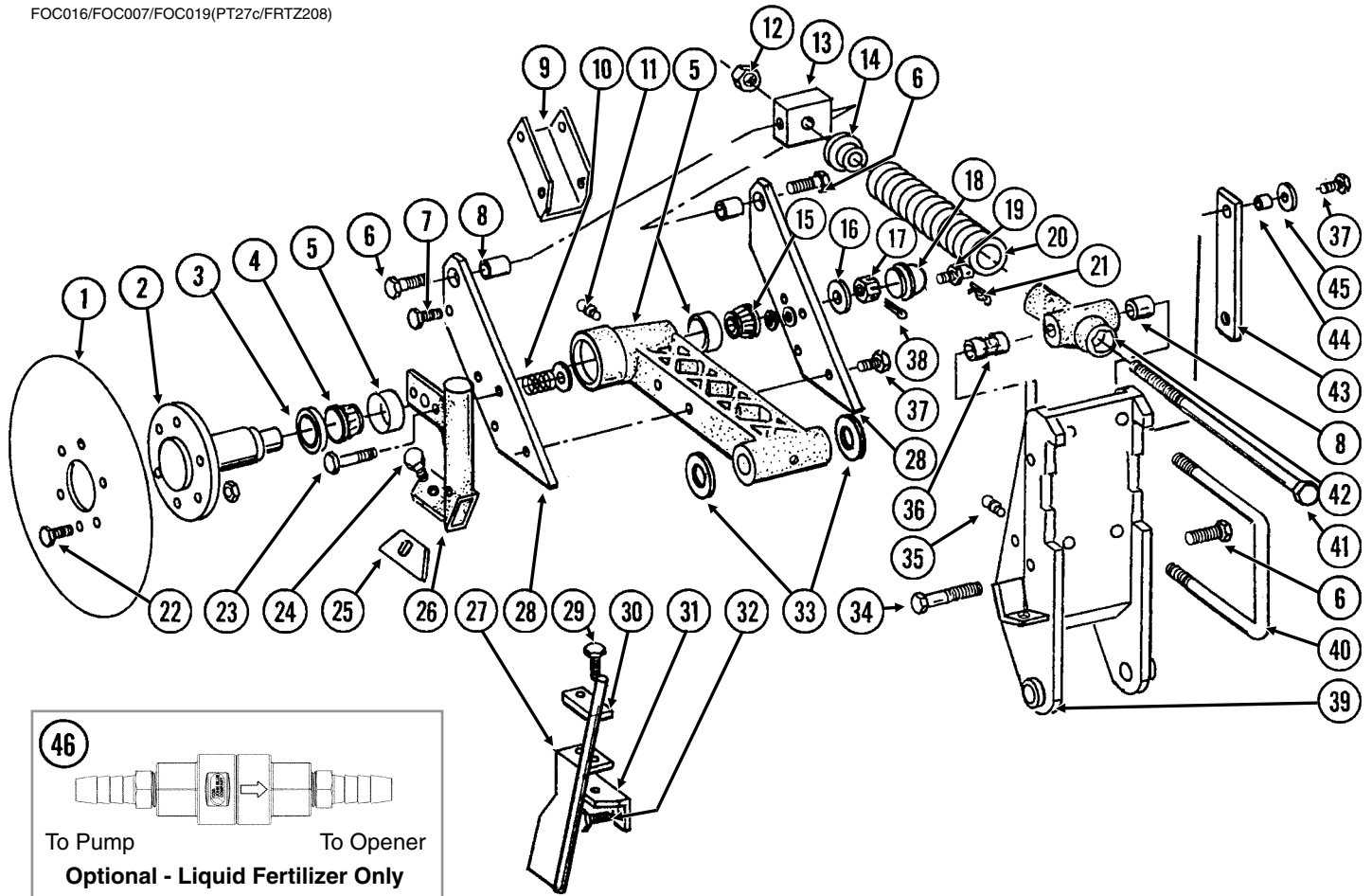
ITEM	PART NO.	QTY. (Per Assy.)	DESCRIPTION
1	GA8483	1	Bracket
2	G10938	1	Grease Fitting, 1/4"-28, Taper Threads
3	G10451	2	Cotter Pin, 1/8" x 1"
4	GD1657	1	Lockup Pin
5	GD0962	1	Hex Head Adjusting Bolt, 5/8"-18 x 3/4"
	G10499	1	Hex Jam Nut, 5/8"-18, Grade 2
6	GA0328	1	Spring
7	GD0487	1	Bushing, 41/64" I.D. x 3 1/2" Long
8	GD30725	-	Machine Bushing, 5/8" (.030" Thick)
9	G10542	12	Rivet, 1/4" x 1 5/16"
10	GD1132	2	Dust Cap
11	G10503	1	Hex Jam Nut, 5/8"-11, Grade 2
	G10504	1	Hex Jam Nut, 5/8"-11, L.H. Thread, Grade 2
12	G10204	2	Special Machine Bushing, 5/8" x 1" O.D.
13	GB0134	2	Hub
14	GA2014	2	Bearing
15	GD11306	2	Disc Blade, 3.5 mm x 15"
16	GD2589	1	Inner Scraper
17	GA0312	1	Mount
18	G10019	1	Hex Head Cap Screw, 5/16"-18 x 1"
	G10232	1	Lock Washer, 5/16"
19	GA1369	-	Drop Tube, Dry Fertilizer
20	GD11705	-	Extension
21	G10681	-	Hose Clamp, No. 6
22	GA8685	-	Drop Tube, Liquid Fertilizer
23	G10133	1	Hex Head Cap Screw, 5/16"-18 x 1 1/2"
	G11386	1	Flat Washer, 5/16" SAE
	G10109	1	Lock Nut, 5/16"-18, Grade 8
24	GA9195	1	Shank
25	GA0810	1	Scraper Mount
26	GD1673	2	Scraper
27	G10305	2	Carriage Bolt, 3/8"-16 x 1"
	G11387	2	Flat Washer, 3/8" SAE
	G10229	2	Lock Washer, 3/8"
	G10101	2	Hex Nut, 3/8"-16
28	G10045	1	Hex Head Cap Screw, 1/2"-13 x 4 1/2"
	G10111	1	Lock Nut, 1/2"-13
29	G10046	1	Hex Head Cap Screw, 5/8"-11 x 5"
	G10107	1	Lock Nut, 5/8"-11
30	GD1138	2	U-Bolt, 2 1/2" x 2 1/2" x 1/2"-13
	G10228	4	Lock Washer, 1/2"
	G10102	4	Hex Nut, 1/2"-13
31	GA15416	1	Check Valve Assembly
	GA15415	1	Check Valve
	G11436	2	Hose Barb, 1/4" Male NPT To 3/8" Barb
A	GA8845	-	Disc Blade and Bearing Assembly (Items 9 and 13-15)

(TWL35d)



ITEM	PART NO.	QTY. (Per Assy.)	DESCRIPTION
1	GD9705	2	J-Bolt, 1/2"-13
	G10228	2	Lock Washer, 1/2"
	G10102	2	Hex Nut, 1/2"-13
2	---	-	See "HD Single Disc Fertilizer Opener (Blade and Drop Tube)" on page P97
3	GD9706	1	Lockup Bar
4	G10010	1	Hex Head Cap Screw, 5/8"-11 x 3"
5	G10961	11	Flanged Whiz Lock Screw, 5/16"-18 x 3/4", No Serration
	G10620	11	Serrated Flange Nut, 5/16"-18
6	GD11954	1	Half Wheel Cover, Nylon
7	GA6171	1	Bearing
8	GD11953	1	Offset Tire
9	GD11423	1	Half Wheel
10	G10438	1	Hex Head Cap Screw, 1/2"-13 x 3/4"
	G10228	1	Lock Washer, 1/2"
	G11389	1	Flat Washer, 1/2" SAE
11	G10230	1	Lock Washer, 5/8"
12	G10526	10	Machine Bushing, 1" (.048" Thick)
13	G10560	1	Clevis Pin, 1/2" x 1 3/4"
	G10456	1	Cotter Pin, 1/8" x 3/4"
14	GD8218	1	Yoke
15	G11391	1	Flat Washer, 5/8" SAE
16	---	-	See "HD Single Disc Fertilizer Opener (Blade and Drop Tube)" on page P97
17	GD7911	1	Pivot Pin
18	G10610	1	Spring Pin, 3/8" x 2"
19	GA8306	-	Wheel Arm W/Grease Fitting, R.H.
	GA8305	1	Wheel Arm W/Grease Fitting, L.H. (Shown)
	G10640	1	Grease Fitting, 1/4"-28
20	GD8308	1	Spring
21	GB0212	2	Spring Washer
22	GD9709	1	Special Bolt
A	G1K215	-	Lockup Kit (Items 1 and 3)
B	GA8877	-	Gauge Wheel Complete (Items 5-9)

FOC016/FOC007/FOC019(PT27c/FRTZ208)



ITEM	PART NO.	QTY. (Per Assy.)	DESCRIPTION
1	GD7900 GD8247	1 -	Disc Blade, 18" Disc Blade, 20" (Optional)
2	GB0205	1	Spindle
3	GA4286	1	Seal
4	GA4287	1	Bearing
5	GA5887 GD6553 GR0188 G11391	1 - - 3	Arm W/Cups and Washers Inner Cup Outer Cup Flat Washer, 5/8" SAE
6	G10007	3	Hex Head Cap Screw, 5/8"-11 x 1 1/2"
7	G10001 G10108	2 2	Hex Head Cap Screw, 3/8"-16 x 1" Lock Nut, 3/8"-16
8	GB0218	3	Bushing, 2 1/32" I.D. x 7/8" O.D. x 1 9/32" Long
9	GD8238	1	Channel
10	GD7962	2	Spring
11	G10641	2	Grease Fitting, 1/8" NPT
12	G10105	3	Hex Nut, 3/4"-10
13	GD7908	1	Tap Block
14	GB0213	1	Spring Seat
15	GA0237	1	Bearing
16	G10220	1	Machine Bushing, 1 1/16", 10 Gauge

HD Single Disc Fertilizer Opener (Blade and Drop Tube)

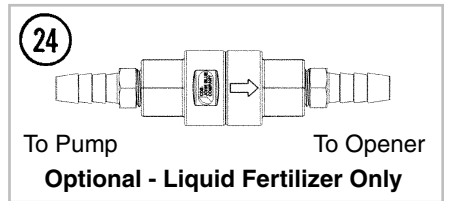
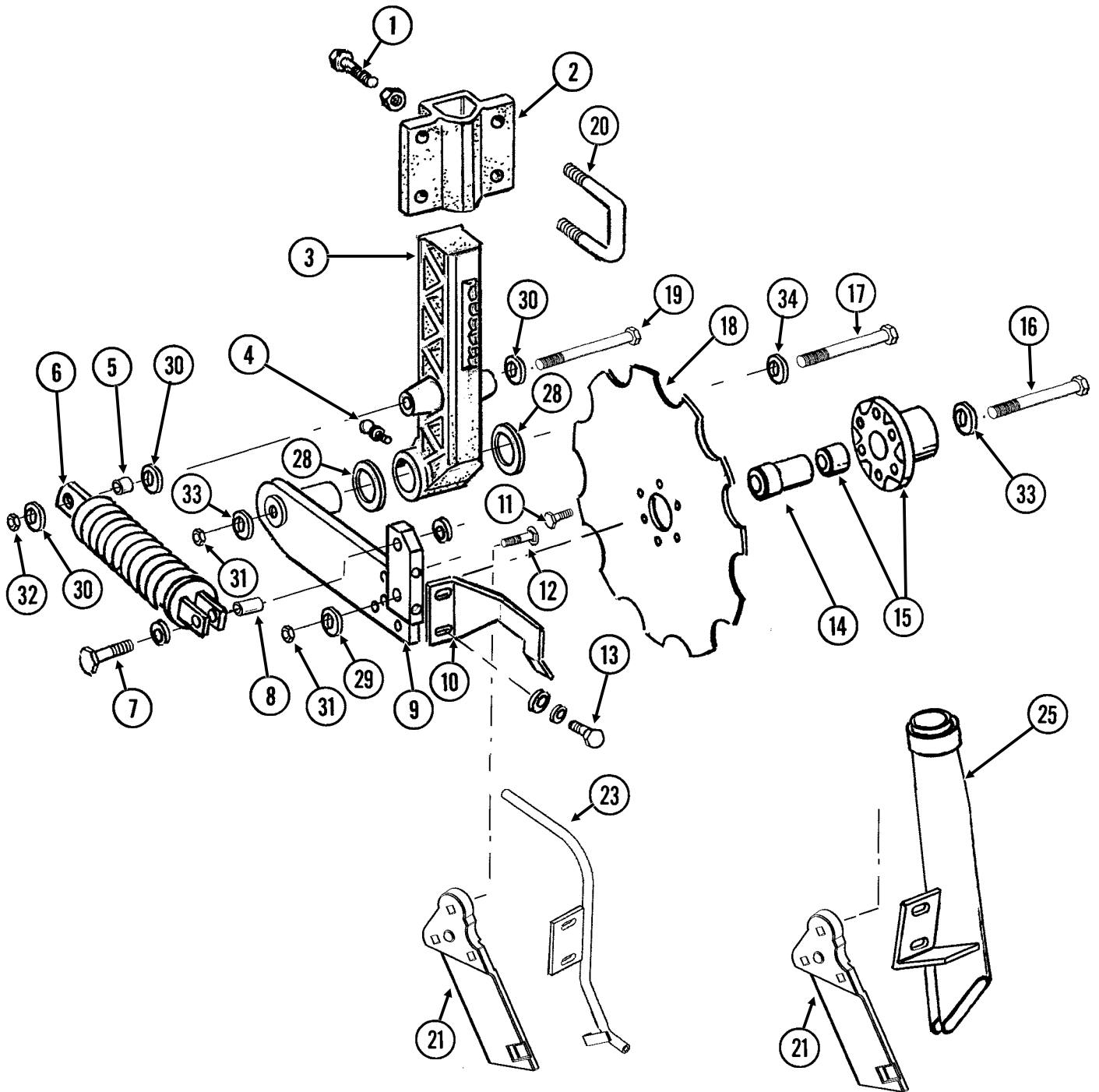
M0278-02

Model 3000

ITEM	PART NO.	QTY. (Per Assy.)	DESCRIPTION
17	G10507	1	Slotted Nut, 1"-14
18	GD1104	1	Dust Cap
19	GD8276	1	Pin
	G10237	1	Lock Washer, 7/16"
	G10100	1	Hex Nut, 7/16"-14
20	GD10273	1	Compression Spring
21	G10592	1	Hair Pin Clip, No. 11
22	G10594	6	Bolt, 1/2"-13 x 1 1/2"
	G10111	6	Lock Nut, 1/2"-13
23	G10049	2	Hex Head Cap Screw, 3/8"-16 x 2 1/2"
	G11387	2	Flat Washer, 3/8" SAE
	G10108	2	Lock Nut, 3/8"-16
24	G10599	1	Carriage Bolt, 3/8"-16 x 1 1/4"
	G11387	1	Flat Washer, 3/8" SAE
	G10229	1	Lock Washer, 3/8"
	G10101	1	Hex Nut, 3/8"-16
25	GD7912	1	Scraper
26	GB0210	-	Drop Tube, R.H., Dry Fertilizer
	GB0209	1	Drop Tube, L.H., Dry Fertilizer (Shown)
27	GA8689	1	Drop Tube, L.H., Liquid Fertilizer (Shown)
	GA8688	-	Drop Tube, R.H., Liquid Fertilizer
28	GD8224	2	Bar
29	G10004	2	Hex Head Cap Screw, 3/8"-16 x 1 1/4"
	G10229	2	Lock Washer, 3/8"
30	GD10487	1	Clamp
31	GD10304	-	Angle, R.H.
	GD10303	1	Angle, L.H. (Shown)
32	G10016	2	Hex Head Cap Screw, 1/2"-13 x 2"
	G10111	2	Lock Nut, 1/2"-13
33	G10322	-	Machine Bushing, 1 1/4", 18 Gauge (As Required)
34	G10862	1	Hex Head Cap Screw, 5/8"-11 x 3 1/4"
	G11391	2	Flat Washer, 5/8" SAE
	G10230	1	Lock Washer, 5/8"
35	G10640	1	Grease Fitting, 1/4"-28
36	GD10242	1	Bushing, 2 1/4"
37	G10039	5	Hex Head Cap Screw, 1/2"-13 x 1 3/4"
	G10111	5	Lock Nut, 1/2"-13
38	G10459	1	Cotter Pin, 3/16" x 1 1/2"
39	GA7240	-	Opener Mount, R.H.
	GA7239	1	Opener Mount, L.H. (Shown)
40	GD1114	2	U-Bolt, 7" x 7" x 5/8"-11 (8 1/2" Long)
	GD14559	-	U-Bolt, 7" x 7" x 5/8"-11 (9" Long)
	G10230	4	Lock Washer, 5/8"
	G10104	4	Hex Nut, 5/8"-11
41	GD7907	1	Special Bolt
42	GB0206	1	Rod Guide
43	GD8239	1	Storage Strap
44	GD7904-02	1	Sleeve, 1/2" x 1/2" Long
45	G11389	3	Flat Washer, 1/2" SAE
46	GA15416	-	Check Valve, Low Rate
	GA15415	1	Check Valve
	G11436	2	Hose Barb, 1/4" Male NPT To 3/8" Barb

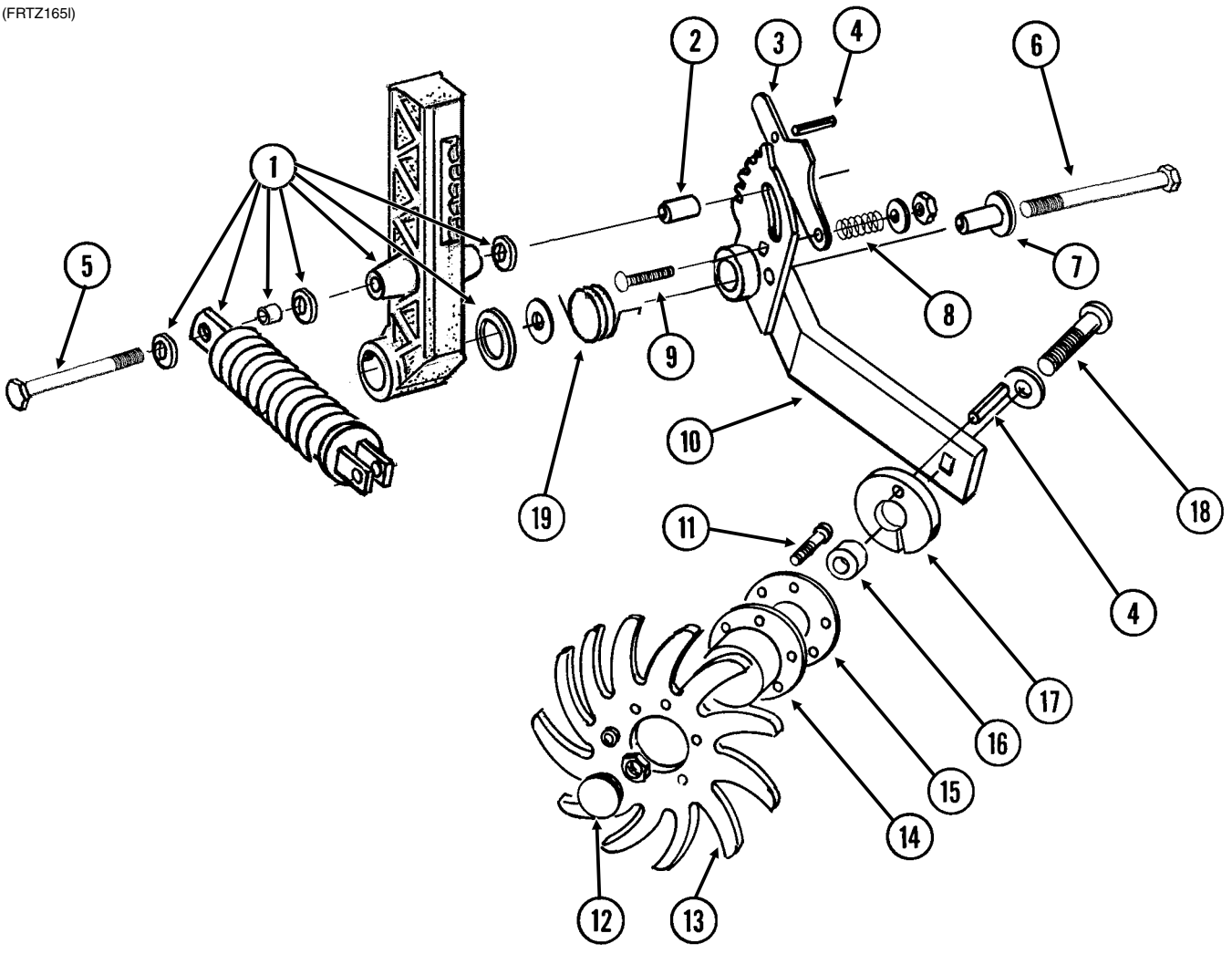
(FRTZ268b/A15416)

NOTE: R.H. and L.H. is determined by which side of blade it is on in the direction of travel.



ITEM	PART NO.	QTY. (Per Assy.)	DESCRIPTION
1	G10017 G10102	3 3	Hex Head Cap Screw, 1/2"-13 x 1 1/2" Hex Nut, 1/2"-13
2	GB0400 GB0405	1 -	Mount, R.H. Mount, L.H. (Shown)
3	GB0296	1	Arm, 13 1/2"
4	G10640	1	Grease Fitting, 1/4"-28
5	GD12685	1	Bushing, 3/4" O.D. x 1/2" Long
6	GA6966	1	Compression Spring Assembly
7	G10047 G11387 G10108	1 2 1	Hex Head Cap Screw, 3/8"-16 x 1 3/4" Flat Washer, 3/8" SAE Lock Nut, 3/8"-16
8	GD1026	1	Sleeve, 1 3/16" Long
9	GA9433 GA9434	1 -	Pivot Arm, L.H. (Shown) Pivot Arm, R.H.
10	GD11557 GD11558	1 -	Scraper, L.H. (Shown) Scraper, R.H.
11	G10002	6	Hex Head Cap Screw, 3/8"-16 x 3/4"
12	G10306 G10108	3 3	Carriage Bolt, 3/8"-16 x 2" Lock Nut, 3/8"-16
13	G10991 G10232 G11386	2 2 6	Hex Head Cap Screw, 5/16"-18 x 7/8" Lock Washer, 5/16" Flat Washer, 5/16" SAE
14	GD12679	1	Stepped Spacer, 3" Long
15	GA9437 GA8603	1 -	Hub W/Bearing Bearing, Double Row
16	G10011	1	Hex Head Cap Screw, 5/8"-11 x 5 1/2"
17	G10046	1	Hex Head Cap Screw, 5/8"-11 x 5"
18	GD12676	1	Disc Blade, Notched, 16 3/4"
19	G10871	1	Hex Head Cap Screw, 1/2"-13 x 6"
20	GD13287 G11389 G10111	2 4 4	U-Bolt, 1 1/2" x 2 1/2" x 1/2"-13 Flat Washer, 1/2" Plated SAE Lock Nut, 1/2"-13
21	GB0323 GB0322	1 -	Knife, L.H. (Shown) Knife, R.H.
22			
23	GA10047 GA10048	1 -	Drop Tube, L.H., Dry Fertilizer Drop Tube, R.H., Dry Fertilizer (Shown)
24	GA15416 GA15415 G11436	1 1 2	Check Valve Assembly Check Valve Hose Barb, 1/4" Male NPT To 3/8" Barb
25	GA10047 GA10048	1 -	Drop Tube, L.H., Dry Fertilizer Drop Tube, R.H., Dry Fertilizer (Shown)
26			
27			
28	G10450	-	Machine Bushing, 1 1/2", 18 Gauge (As Required)
29	GD12677	1	Washer, 1 1/2" O.D., 7 Gauge, Hardened
30	G11389	-	Flat Washer, 1/2" Plated SAE
31	G10107	-	Lock Nut, 5/8"-11
32	G10111	-	Lock Nut, 1/2"-13
33	G11391	-	Flat Washer, 5/8" SAE
34	G10217	-	Washer, 5/8" USS

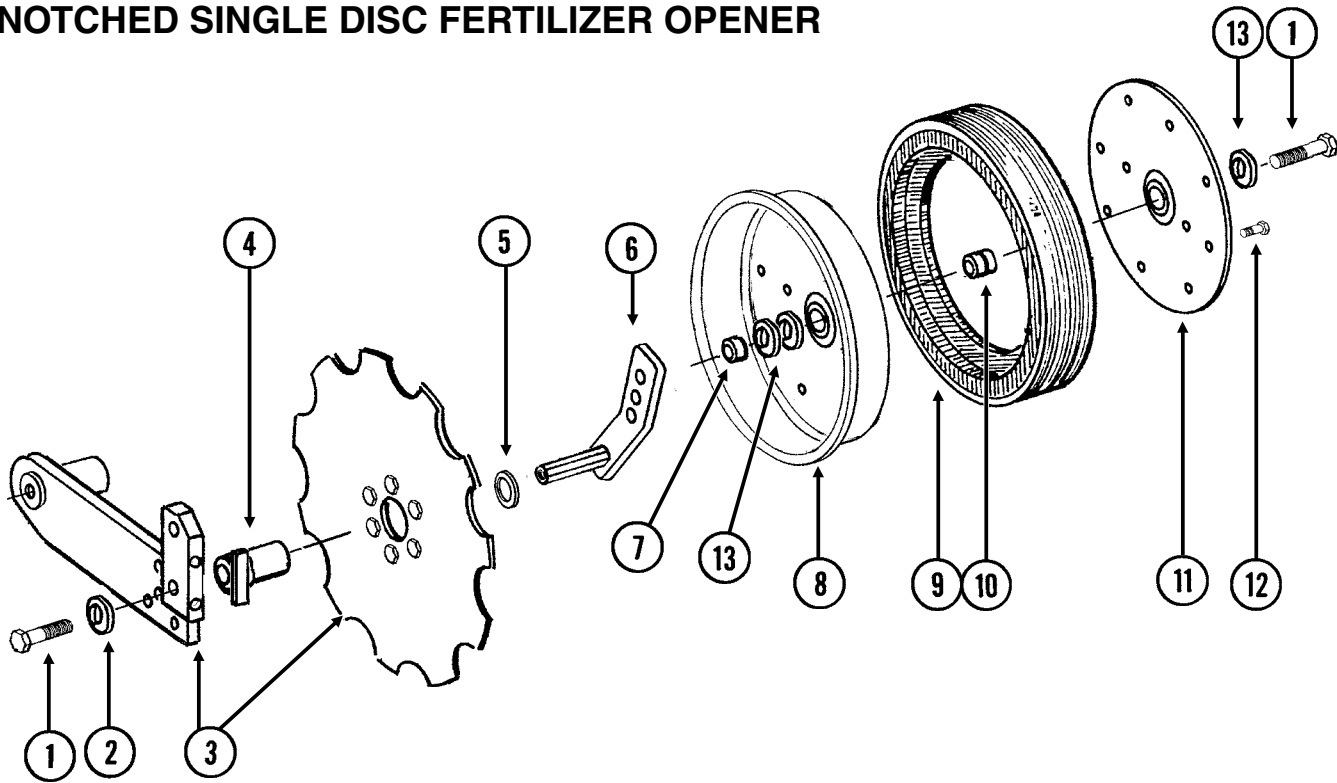
(FRTZ165)



ITEM	PART NO.	QTY. (Per Assy.)	DESCRIPTION
1	---	-	See "Notched Single Disc Fertilizer Opener" on page P121
2	GD12684	1	Bushing, 1 1/8" Long
3	GD11178	1	Adjustment Lever
4	G10603	2	Spring Pin, 1/4" x 1 1/4"
5	G11034	1	Hex Head Cap Screw, 1/2"-13 x 7"
	G10111	1	Lock Nut, 1/2"-13
6	G10830	1	Hex Head Cap Screw, 5/8"-11 x 7 1/2"
	G11391	1	Flat Washer, 5/8" SAE
	G10107	1	Lock Nut, 5/8"-11
7	GD11836	1	Sleeve, 2 1/8" Long
8	GD7962	1	Spring
9	G10306	1	Carriage Bolt, 3/8"-16 x 2"
	G11387	1	Flat Washer, 3/8" SAE
	G10108	1	Lock Nut, 3/8"-16
10	GA7999	1	Mount W/Grease Fitting, L.H. (Shown)
	GA7998	-	Mount W/Grease Fitting, R.H.
	G10640	-	Grease Fitting, 1/4"-28
11	G10133	6	Hex Head Cap Screw, 5/16"-18 x 1 1/2"
	G10109	6	Lock Nut, 5/16"-18, Grade 8
12	GD1132	2	Dust Cap
13	GD10552	2	Wheel, 12 Tine, 3/8" x 12"
14	GA5654	1	Hub W/Bearings
	GA2014	-	Bearing
15	GD9724	1	Backing Plate
16	GD7817-04	1	Spacer, 1 1/16" I.D. x 1/2" Long
17	GD11188	1	Spacer
18	G10908	1	Carriage Bolt, 5/8"-11 x 3"
	G10503	1	Hex Jam Nut, 5/8"-11, Grade 2
19	GD11265	1	Spring, L.H. (Shown)
	GD11266	-	Spring, R.H.
A	GA7445	-	Wheel Assembly, 12 Tine, L.H. (Items 11 and 13-15)(Shown)
	GA7446	-	Wheel Assembly, 12 Tine, R.H. (Items 11 and 13-15)

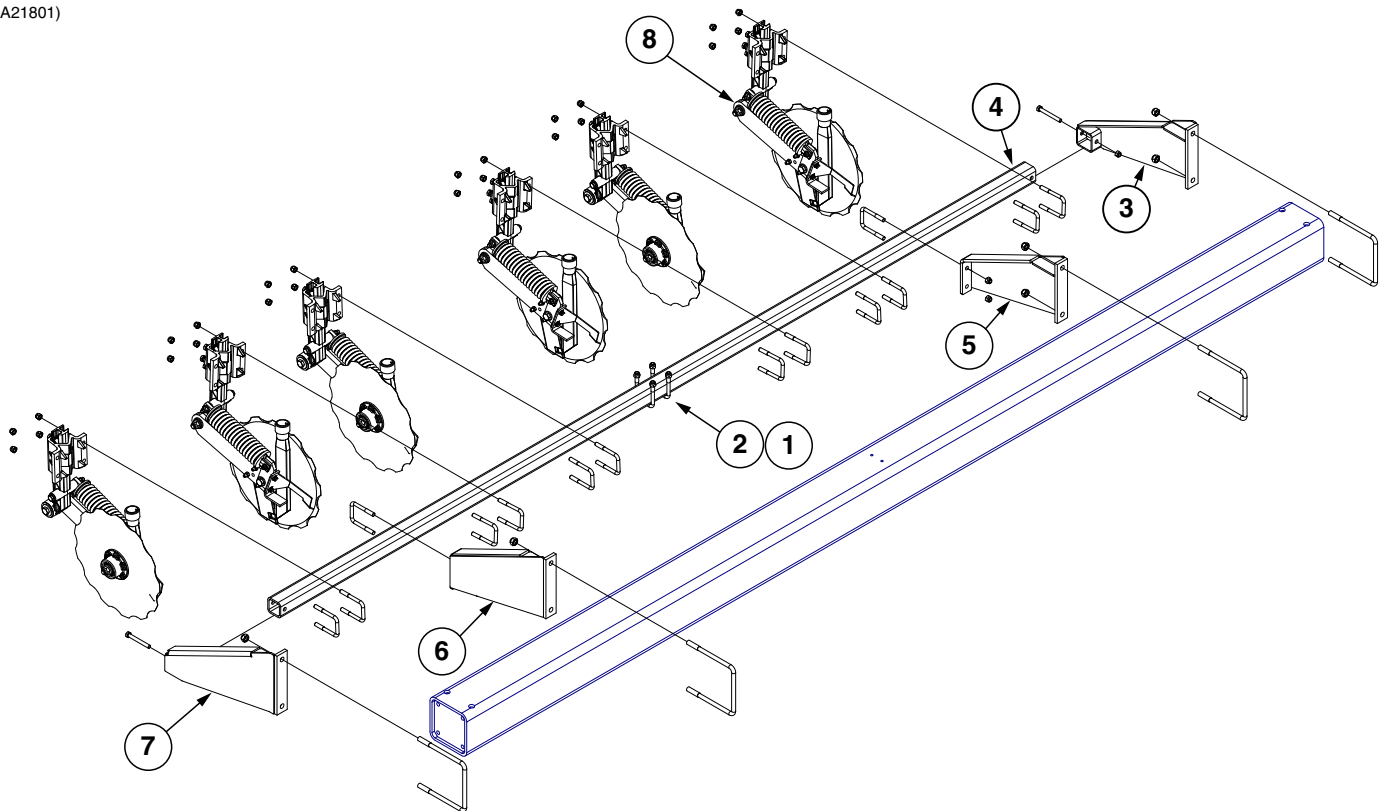
(FRTZ256)

**FOR USE WITH
NOTCHED SINGLE DISC FERTILIZER OPENER**



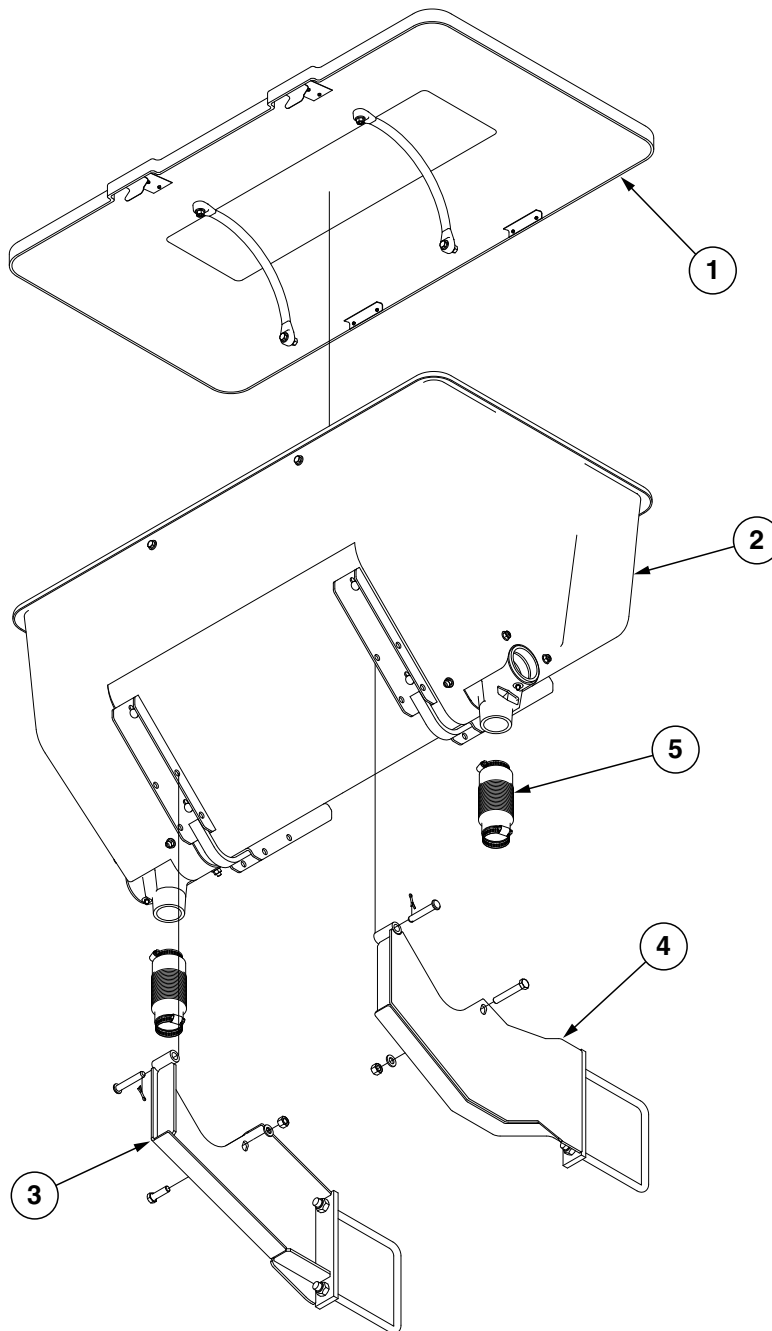
ITEM	PART NO.	QTY. (Per Assy.)	DESCRIPTION
1	G10010	2	Hex Head Cap Screw, 5/8"-11 x 3"
2	G11391	1	Flat Washer, 5/8" SAE
3	---	-	See "Notched Single Disc Fertilizer Opener" on page P121
4	GA9472	1	Blade Mount
5	G10233	1	Machine Bushing, 1", 10 Gauge
6	GA10037	1	Wheel Mount, L.H. (Shown)
	GA10036	1	Wheel Mount, R.H.
7	GD13309	1	Spacer
8	GD11423	1	Half Wheel
9	GD11953	1	Offset Tire
10	GA6171	1	Bearing
11	GD11954	1	Half Wheel Cover, Nylon
12	G10961	11	Flanged Whiz Lock Screw, 5/16"-18 x 3/4", No Serration
	G10620	11	Serrated Flange Nut, 5/16"-18
13	G10204	-	Special Machine Bushing, 5/8" x 1" O.D. (As Required)
A	GA8877	-	Gauge Wheel Complete (Items 8-12)

(A21801)



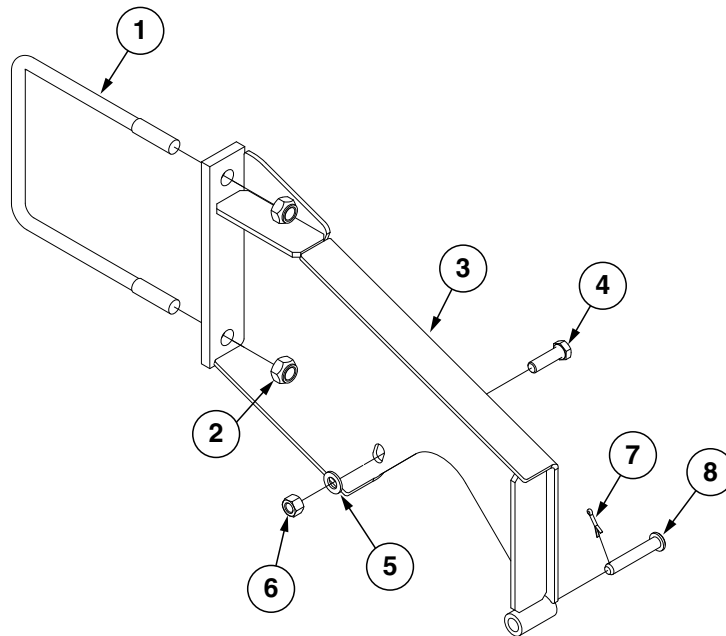
ITEM	PART NO.	QTY.	DESCRIPTION
1	G11511	4	Locknut, 1/2"-13
2	GD1138	2	U-Bolt, 2 1/2" x 2 1/2" x 1/2"-13
3	GA21189	1	Support, L.H.
	G12002-100		Hex Head Cap Screw, M12-1.75 x 100
	G12015		Hex Lock Nut, M12-1,75
	G12016		Hex Lock Nut, M16-2.0
	GD28100		U-Bolt, M16-2 x 180
4	GD30879	1	Fertilizer Toolbar, 6 Row
	GD30489	-	Fertilizer Toolbar, 8 Row
5	GA21194	1	Center Support, R.H.
	G11511		Locknut, 1/2"-13
	G12016		Hex Lock Nut, M16-2.0
	GD1138		U-Bolt, 2 1/2" x 2 1/2" x 1/2"-13
	GD28100		U-Bolt, M16-2 x 180
6	GA21193	1	Center Support, L.H.
	G11511		Locknut, 1/2"-13
	G12016		Hex Lock Nut, M16-2.0
	GD1138		U-Bolt, 2 1/2" x 2 1/2" x 1/2"-13
	GD28100		U-Bolt, M16-2 x 180
7	GA21231	1	Support, R.H.
	G12002-100		Hex Head Cap Screw, M12-1.75 x 100
	G12015		Hex Lock Nut, M12-1,75
	G12016		Hex Lock Nut, M16-2.0
	GD28100		U-Bolt, M16-2 x 180
8	---	-	See "Notched Single Disc Fertilizer Opener" on page

(A21233)



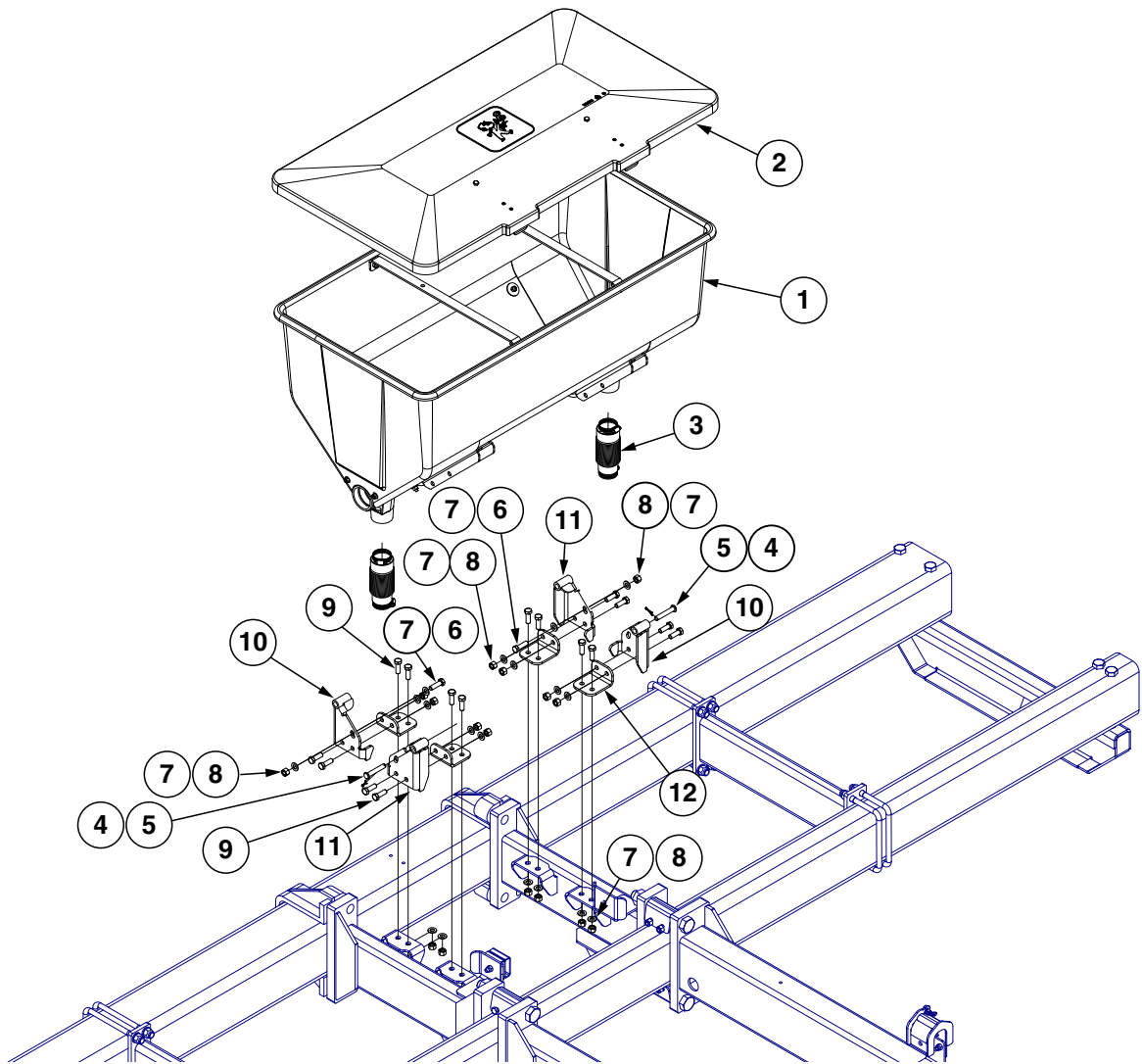
ITEM	PART NO.	QTY. (Per Hopper)	DESCRIPTION
1	GA19805	1	Dry Fertilizer Lid Assembly
2	GA19806	1	See "Dry Fertilizer Hopper Sub-Assembly" on page P130
3	---	-	See "Dry Fertilizer Hopper Mounts" on page P128
4	---	-	See "Dry Fertilizer Hopper Mounts" on page P128
5	GD21398	2	Rubber Tube
	G10676	2	Hose Clamp, No. 36, Stainless Steel
	G10672	2	Hose Clamp, No. 28

(A21233)



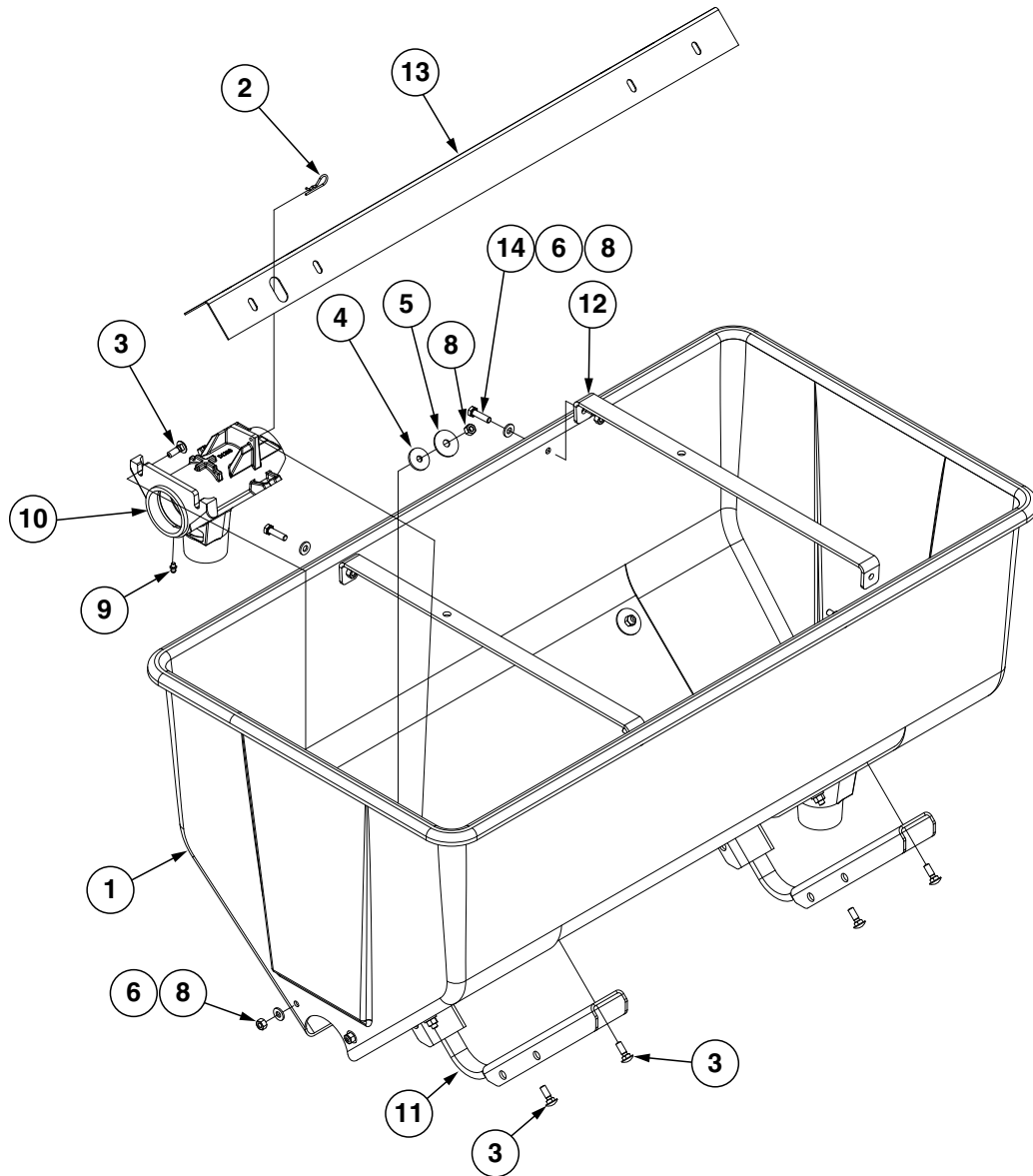
ITEM	PART NO.	QTY.	DESCRIPTION
1	GD28100	1	U-Bolt, M16-2 x 180
2	G12016	2	Hex Lock Nut, M16-2.0
3	GA21201	1	Hopper Mount, L.H.
4	G12002-40	1	Hex Head Cap Screw, M12-1,75 x 40
5	G12039	1	Flat Washer, M12
6	G12089	1	Hex Nut, M12-1,75
7	G12166	1	Cotter Pin, M3,2 x 20
8	G12169	1	Clevis Pin, M12 x 70

(A20242)



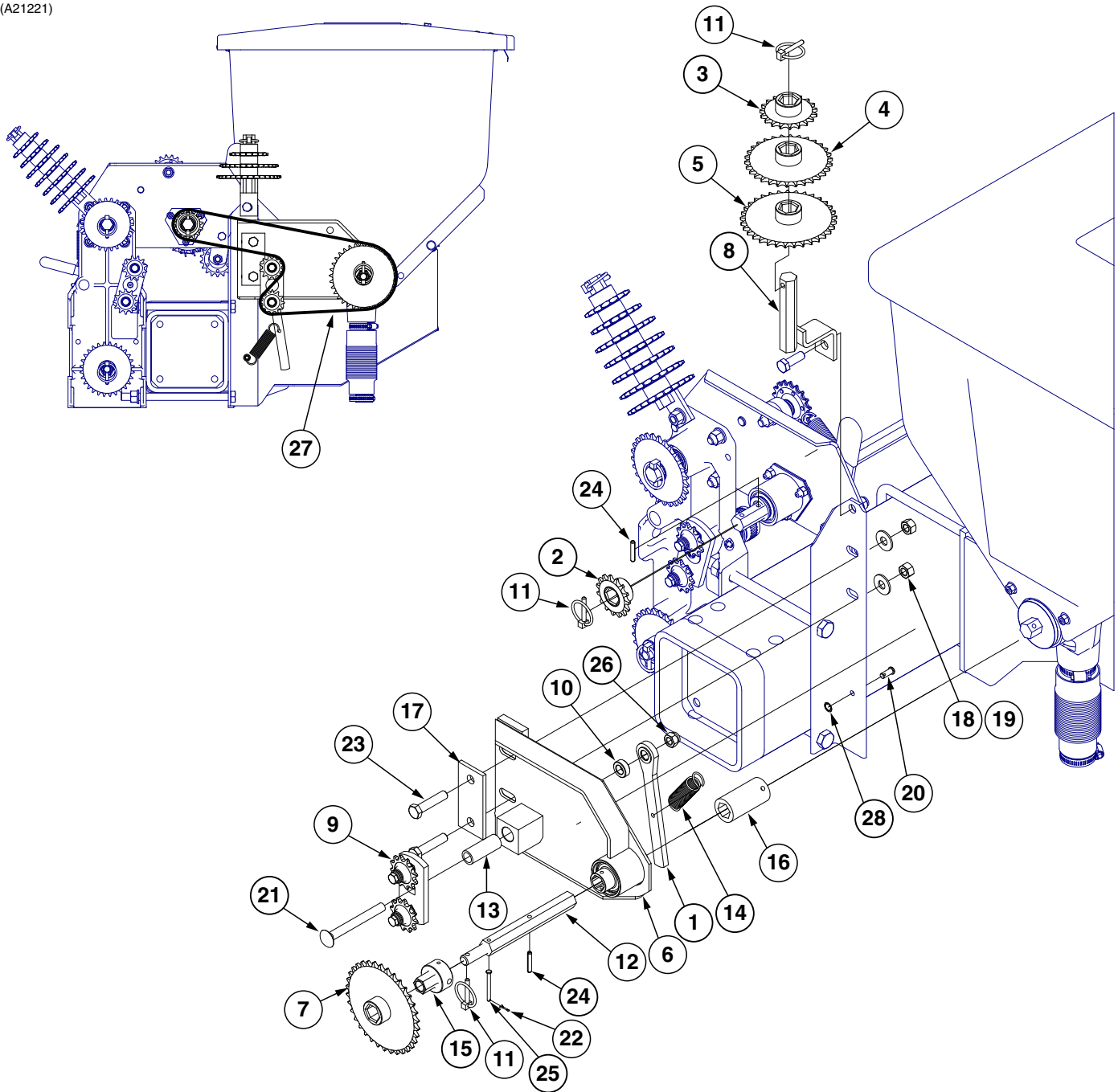
ITEM	PART NO.	QTY. (Per Hopper)	DESCRIPTION
1	GA19806	1	See "Dry Fertilizer Hopper Sub-Assembly" on page P130
2	GA19805	1	Dry Fertilizer Lid Assembly
3	GD21398	2	Rubber Tube
	G10676	2	Hose Clamp, No. 36, Stainless Steel
	G10672	2	Hose Clamp, No. 28
4	G12166	2	Cotter Pin, M3,2 x 20
5	G12169	2	Clevis Pin, M12 x 70
6	G12002-40	2	Hex Head Cap Screw, M12-1,75 x 40
7	G12039	20	Flat Washer, M12
8	G12089	18	Hex Nut, M12-1,75
9	G12002-35	16	Hex Head Cap Screw, M12-1,75 x 35
10	GA22862	2	Hopper Mounting Bracket, Front L.H./Rear R.H.
11	GA22222	2	Hopper Mounting Bracket, Front R.H./Rear L.H.
12	GD32335	4	Fertilizer Hopper Angle Mounting Plate

(A19806)

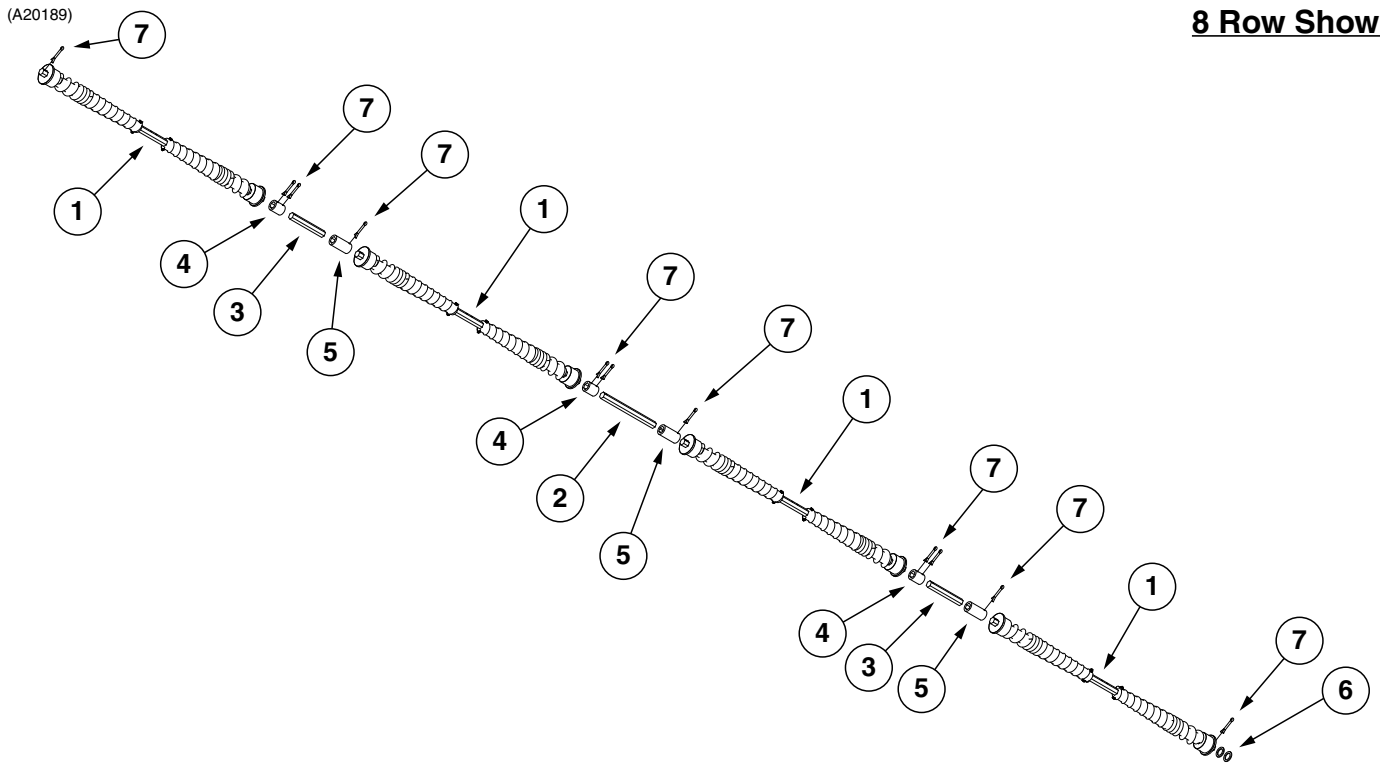


Baffle	PART NO.	QTY. (Per Hopper)	DESCRIPTION
1	GD1379	1	Hopper
2	G12086	2	Hair Pin Clip, #3
3	G12008-25	16	Carriage Bolt, M8-1,25 x 25
4	G12087	8	Rubber Washer, M8 x 31,8MM O.D. x 3MM
5	G12085	8	Fender Washer, M10 x 40
6	G12081	12	Flat Washer, M8
8	G12083	20	Hex Nut, M8-1,25
9	G10640	2	Grease Fitting, 1/4"-28
10	GD1200	2	Outlet Housing
11	GA21198	2	Fertilizer Hopper Saddle
12	GD30460	2	Fertilizer Hopper Strap
13	GD1207	1	Baffle
14	G12003-30	4	Hex Head Cap Screw, M8-1,25 x 30

(A21221)



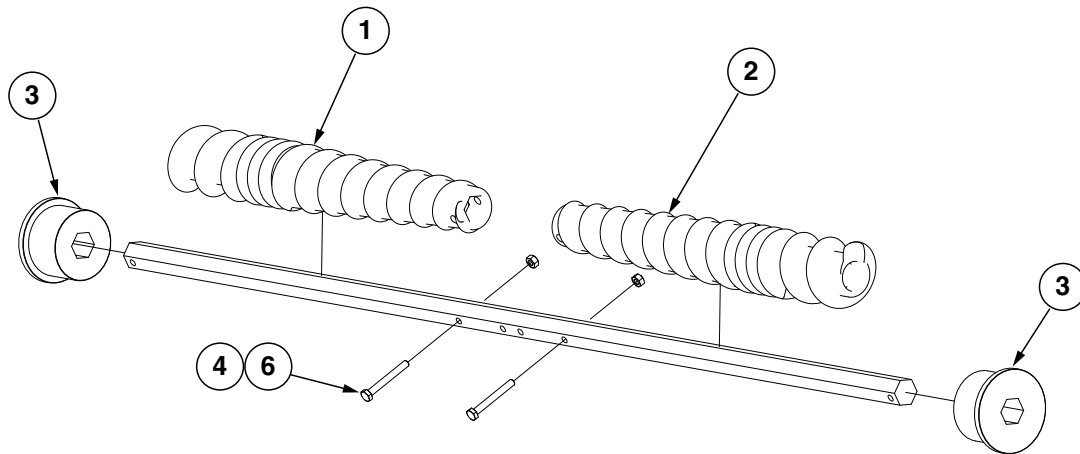
Baffle	PART NO.	QTY.	DESCRIPTION
1	GA4235	1	Ratchet Arm W/Protective Closure
	G10445	-	Protective Closure
2	GA5105	1	Sprocket, 15 Tooth
3	GA5107	1	Sprocket, 19 Tooth
4	GA5114	1	Sprocket, 30 Tooth
5	GA5115	1	Sprocket, 33 Tooth
6	GA21798	1	Fertilizer Plate W/Bearings and Grease Fittings
	GA5116	1	Bearing, 7/8" Hex Bore, Cylindrical
	GA5624	1	Special Bearing, 7/8" Hex Bore x 1.6"
	G10640	1	Grease Fitting, 1/4"-28
7	GA6337	1	Sprocket, 35 Tooth
8	GA7313	1	Sprocket Storage Rod
9	GA7336	1	Idler W/Bolt-On Sprockets
	GD7426		Sprocket, 12 Tooth
	GD1026		Sleeve, 1 3/16" Long
	G11387		Flat Washer, 3/8" SAE
	G10229		Lock Washer, 3/8"
	G10047		Hex Head Cap Screw, 3/8"-16 x 1 3/4"
10	GD10161	1	Spacer, 3/8"
11	GD2558	3	Lynch Pin, 1/4"
12	GD30504	1	Fertilizer Transmission Output Shaft
13	GD3180-17	1	Sleeve, 5/8" I.D. x 7/8" O.D. x 2 5/16" Long
14	GD5857	1	Spring
15	GD7127	1	Shear Coupler
16	GD7867	1	Coupler, 3"
17	GD8246	1	Overlay
18	G10102	2	Hex Nut, 1/2"-13
19	G10216	2	Washer, 1/2" USS
20	G10408	1	Clevis Pin, 5/16" x 3/4"
21	G10419	1	Carriage Bolt, 1/2"-13 x 4 1/2"
22	G10455	1	Cotter Pin, 1/16" x 1/2"
23	G10581	2	Hex Head Cap Screw, 1/2"-13 x 2 1/4"
24	G12111	2	Spring Pin, M6 x 35
25	G10821	1	Clevis Pin, 3/16" x 2"
26	G11511	1	Locknut, 1/2"-13
27	G3310-98	1	Chain, No. 40, 98 Pitch Including Connector Link
	GR0912		Connector Link, No. 40
28	G12116	1	External Retaining Ring, M10





8 Row Shown

ITEM	PART NO.	QTY.	DESCRIPTION
1	---	-	See "Fertilizer Auger Assembly" on page P134
2	GD30470-01	1	Hex Shaft, 7/8" x 10,236 (8 Row Only)
3	GD30470-02	2	Hex Shaft, 7/8" x 6.299
4	GD5886	3	Coupler, 1 3/4"
5	GD7867	3	Coupler, 3"
6	G12097	2	Bushing, 38MM O.D. x 26MM I.D. x 3MM
7	G12110	11	Cotter Pin, M6,3 x 50

(A20189)



ITEM	PART NO.	QTY.	DESCRIPTION
1	GB0199	1	Auger, L.H.
2	GB0198	1	Auger, R.H.
3	GB0200	2	Bearing
4	G12100	2	Hex Nut, M6-1,0
5	GD30503	1	Fertilizer Auger Shaft
6	G12004-50	2	Hex Head Cap Screw, M6-1,0 x 50



Part No.: GD2199
 Description: SMV Sign
 Quantity: 1

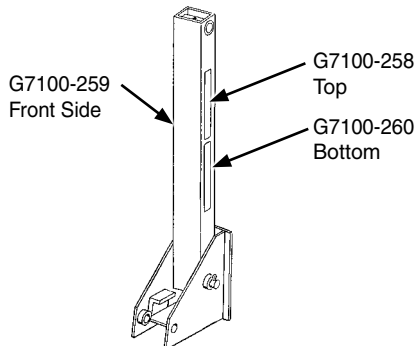


Conventional Row Marker

Low Profile Row Marker




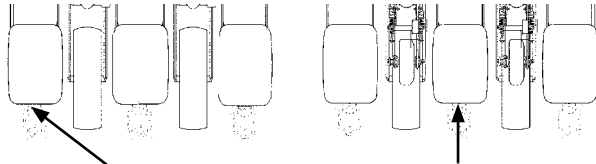
Part No.: G7100-397
 Description: Decal, Warning
 Quantity: 1 (Per Row Marker Cylinder - Conventional)
 4 (2 Per Row Marker)




Part No.: G7100-258
 Description: Reflective Decal, Red, 1½" x 9", Rectangular
 Quantity: 2 (1 Per Row Marker) (If Applicable)

Part No.: G7100-259
 Description: Reflective Decal, Amber, 1½" x 9", Rectangular
 Quantity: 2 (1 Per Row Marker)

Part No.: G7100-260
 Description: Reflective Decal, Orange, 1½" x 9", Rectangular
 Quantity: 2 (2 Per Row Marker)



G7100-261



G7100-263



G7100-258



G7100-260

NOTE: Exceptions to above are 8 Row 30" planters. Red reflective decals are used on 1, 3, 6, and 8 row units. Orange reflective decals are used on 2, 4, 5, and 7 row units. (If Applicable)

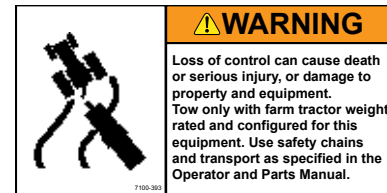


Part No.: G7100-261
 Description: Reflective Decal, Red, 1¼" x 9", Die-Cut
 Quantity: 2 (One per row unit located on the hopper support on the outside row unit on each end of the planter) (if applicable)

Part No.: G7100-263
 Description: Reflective Decal, Orange, 1¼" x 9", Die-Cut
 Quantity: 2 (One per row unit located on the hopper support on the second row unit in on each end of the planter) (if applicable)


Part No.: G7100-258
 Description: Reflective Decal, Red, 1½" x 9", Rectangular
 Quantity: 2 (One per row unit located on the granular chemical hopper panel extension on the outside row unit on each end of the planter) (If applicable)

Part No.: G7100-260
 Description: Reflective Decal, Orange, 1½" x 9", Rectangular
 Quantity: 2 (One per row unit located on the granular chemical hopper panel extension on the second row unit in on each end of the planter) (if applicable)

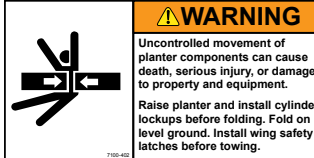


Part No.: G7100-393
 Description: Decal, Warning
 Quantity: 1

G7100-385



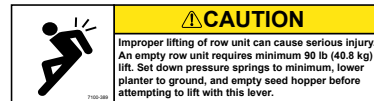
Part No.: G7100-385
 Description: Decal, Warning
 Quantity: 1 (Per Contact Wheel Assembly)








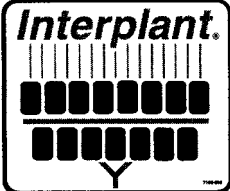
Part No.: G7100-402
 Description: Decal, Warning
 Quantity: 1 (Per Contact Wheel Assembly)



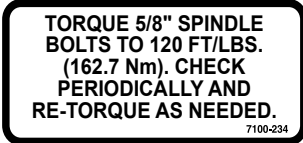
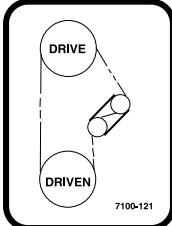
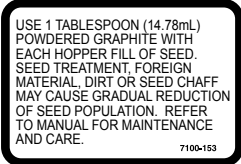







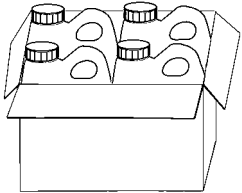


Part No.: G7100-381
 Description: Decal, Warning
 Quantity: 1 (1 Per Row Unit - Located On Underside Of Granular Chemical Hopper Lid)

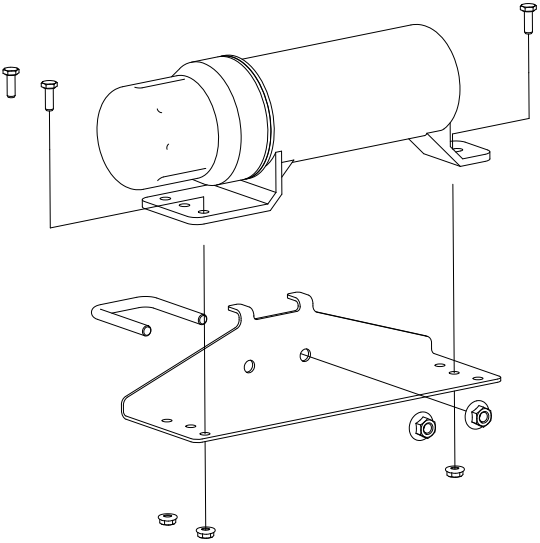



Part No.: G7100-389
 Description: Decal, Caution
 Quantity: 1 (Located On Interplant Push Row Unit Lift Lever)

<p style="text-align: center;">G7100-385</p> 	 <p>WARNING Moving parts can pinch or crush and cause serious injury. Keep away at all times!</p>
	<p>Part No.: G7100-390 Description: Decal, Warning Quantity: 2 (Located On Interplant Self-Leveling Hitch Extension)</p>
	 <p>WARNING Uncontrolled machine movement can crush resulting in death, serious injury, or damage to property and equipment. Install safety lockup devices before working under or transporting this equipment.</p>
	<p>Part No.: G7100-385 Description: Decal, Warning Quantity: 1 (Located On Interplant Lift Cylinder Lockup)</p>
	<p>Part No.: GD1162 Description: Tie Strap, 28"</p> <p>Part No.: GD1512 Description: Tie Strap, 7½"</p> <p>Part No.: GD2117 Description: Tie Strap, 14½"</p> <p>Part No.: GD2984 Description: Tie Strap, 34"</p>
	<p>Part No.: G7100-295 Description: Decal, Spring Tension Release Quantity: -</p>
	<p>Part No.: G7100-104 Description: Decal, KINZE, 3" x 12" Quantity: 1</p>
	<p>Part No.: G7100-208 Description: Decal, Interplant Quantity: 2</p>

	<p>Part No.: G7100-247 Description: Decal, Logo, 4$\frac{3}{8}$" x 4$\frac{1}{2}$" Quantity: 2 (Per Row Unit)</p> <p>Part No.: G7100-252 Description: Decal, Logo, 3$\frac{1}{2}$" x 3$\frac{5}{8}$" (Hopper Panel Extension) Quantity: -</p>
<p>Double Frame[®]</p>	<p>Part No.: G7100-60 Description: Decal, Double Frame Quantity: 1</p>
<p>3000</p>	<p>Part No.: G7100-238 Description: Decal, 3000 Quantity: 1</p>
	<p>Part No.: G7100-387 Description: Decal, Warning Quantity: 1</p>
	<p>Part No.: G7100-234 Description: Decal, Bolt Torque Quantity: -</p>
	<p>Part No.: G7100-121 Description: Decal, Transmission Quantity: 1</p>
	<p>Part No.: G7100-153 Description: Decal, Information Quantity: 1 Per Brush-Type Seed Meter</p>
	<p>Part No.: G7100-111 Description: Decal, Oil Daily Quantity: -</p>
	<p>Part No.: G7100-116 Description: Decal, Grease Daily Quantity: -</p>

	<p>Part No.: GR0155 Description: Blue Paint, Aerosol Can</p> <p>Part No.: GR0155MPP Description: Blue Paint, Twelve Aerosol Cans</p>
	<p>Part No.: GR0146 Description: Powdered Graphite, 1 Pound Container</p> <p>Part No.: GR0146MPP Description: Powdered Graphite, Twenty-Four 1 Pound Containers</p>
	<p>Part No.: GR1570MPP Description: Talc Lubricant, Four 8 Pound Containers</p> <p>Part No.: GR1828 Description: Talc Lubricant, 30 Pound Container</p>
	<p>Part No.: GR1842MPP Description: Graphite Lubricant, Four 5 Pound Containers</p>
	<p>Part No.: G7100-363 Description: Decal, KINZE 3000 Quantity: 2 (1 On Each Side of Hitch)</p>
	<p>Part No.: GM0278-01 Description: Operator Manual, Model 3000 Export</p> <p>Part No.: GM0278-02 Description: Parts Manual, Model 3000 Export</p> <hr/> <p>Part No.: GPR1094 Description: Binder (Contact Kinze Parts To Order)</p>

	<p>Part No.: GA15422 Description: Operator's Manual Canister Quantity: 1</p>
	<p>Part No.: GD30445 Description: Manual Canister Bracket Quantity: 1</p>
	<p>Part No.: GD28614 Description: U-Bolt, M12-1,75 x 50MM Quantity: 1</p>
	<p>Part No.: G12089 Description: Hex Nut, M12-1,75 Quantity: 2</p>
	<p>Part No.: G12083 Description: Hex Nut, M8-1,25 Quantity: 3</p>
	<p>Part No.: G12003-20 Description: Hex Head Cap Screw, M8-1,20 Quantity: 3</p>
	<p>Part No.: G7100-484 Description: Decal, American Flag</p>

Part No.	Page	Part No.	Page	Part No.	Page	Part No.	Page
*A18655	P56	*D12251	P90	G10010	P125	G10102	P36
*A22766-1020	P96	*D12251	P91	G10011	P40	G10102	P36
*A22766-1020	P98	*D12256	P92	G10011	P40	G10102	P40
*A22766-1400	P98	*D12256	P93	G10011	P122	G10102	P86
*A22766-1670	P98	*D12275	P91	G10013	P10	G10102	P86
*A22766-2950	P102	*D12277	P92	G10014	P6	G10102	P116
*A22766-3500	P96	*D12277	P93	G10014	P40	G10102	P118
*A22766-380	P96	*D12279	P90	G10015	P8	G10102	P122
*A22766-380	P98	*D12280	P89	G10016	P120	G10102	P132
*A22766-4900	P98	*D29649	P89	G10017	P32	G10103	P28
*A22766-600	P104	*D29649	P90	G10017	P32	G10104	P3
*A22766-650	P96	*D29692	P92	G10017	P34	G10104	P11
*A22766-650	P98	*D29692	P93	G10017	P34	G10104	P120
*A22766-700	P96	*D30399	P91	G10017	P122	G10105	P119
*A22766-970	P96	700-01079	P20	G10018	P6	G10106	P8
*A22767-2200	P101	700-01082	P18	G10018	P8	G10106	P8
*A22767-750	P101	900-01117	P18	G10019	P116	G10106	P34
*A22767-750	P102	A10759	P24	G10020	P18	G10107	P8
*A22768-3650	P104	A4295	P89	G10021	P18	G10107	P10
*A22768-700	P104	A7538	P90	G10022	P18	G10107	P30
*A22768-750	P104	A8775	P92	G10023	P24	G10107	P40
*A22768-920	P102	A8827	P91	G10033	P36	G10107	P40
*A22769-760	P101	A8923	P94	G10036	P30	G10107	P40
*A22770-2650	P96	A9442	P93	G10039	P32	G10107	P116
*A22770-2650	P98	G10001	P3	G10039	P34	G10107	P122
*A22771-2650	P101	G10001	P8	G10039	P40	G10107	P124
*A22771-2650	P102	G10001	P10	G10039	P120	G10108	P2
*A22772-3400	P105	G10001	P43	G10045	P36	G10108	P2
*A22775-2400	P104	G10001	P101	G10045	P86	G10108	P2
*A22775-720	P104	G10001	P102	G10045	P116	G10108	P14
*A22780-2400	P104	G10001	P112	G10046	P40	G10108	P24
*A22780-730	P104	G10001	P119	G10046	P116	G10108	P42
*A22781-3400	P105	G10002	P24	G10046	P122	G10108	P42
*A22782-3400	P105	G10002	P122	G10047	P78	G10108	P42
*D12038	P90	G10003	P2	G10047	P122	G10108	P43
*D12056	P89	G10003	P28	G10049	P120	G10108	P119
*D12210	P89	G10004	P38	G10061	P14	G10108	P120
*D12210	P90	G10004	P42	G10064	P10	G10108	P122
*D12210	P91	G10004	P42	G10100	P120	G10108	P122
*D12212	P91	G10004	P120	G10101	P3	G10108	P124
*D12213	P91	G10005	P40	G10101	P10	G10109	P6
*D12227	P90	G10006	P8	G10101	P11	G10109	P8
*D12228	P90	G10006	P36	G10101	P28	G10109	P10
*D12231	P89	G10007	P3	G10101	P42	G10109	P32
*D12232	P89	G10007	P4	G10101	P42	G10109	P36
*D12233	P92	G10007	P11	G10101	P94	G10109	P38
*D12233	P93	G10007	P40	G10101	P112	G10109	P40
*D12235	P92	G10007	P119	G10101	P113	G10109	P116
*D12235	P93	G10010	P6	G10101	P116	G10109	P124
*D12236	P92	G10010	P38	G10101	P120	G10110	P28
*D12236	P93	G10010	P40	G10102	P8	G10110	P86
*D12251	P89	G10010	P118	G10102	P8	G10111	P10

Part No.	Page	Part No.	Page	Part No.	Page	Part No.	Page
G10111	P30	G10228	P116	G10325	P4	G10546	P25
G10111	P32	G10228	P118	G10325	P24	G10551	P2
G10111	P32	G10228	P118	G10326	P2	G10560	P118
G10111	P32	G10229	P3	G10328	P4	G10567	P14
G10111	P32	G10229	P11	G10338	P6	G10567	P24
G10111	P34	G10229	P24	G10338	P14	G10567	P25
G10111	P34	G10229	P28	G10348	P36	G10570	P25
G10111	P34	G10229	P38	G10371	P36	G10572	P34
G10111	P34	G10229	P42	G10400	P40	G10574	P30
G10111	P36	G10229	P78	G10401	P18	G10574	P36
G10111	P36	G10229	P112	G10408	P132	G10574	P40
G10111	P40	G10229	P113	G10419	P132	G10581	P132
G10111	P116	G10229	P116	G10427	P4	G10585	P32
G10111	P120	G10229	P120	G10427	P8	G10585	P34
G10111	P120	G10229	P120	G10430	P73	G10592	P120
G10111	P120	G10230	P3	G10438	P2	G10594	P120
G10111	P122	G10230	P10	G10438	P118	G10597	P32
G10111	P122	G10230	P11	G10450	P122	G10597	P34
G10111	P124	G10230	P118	G10451	P42	G10599	P10
G10112	P40	G10230	P120	G10451	P116	G10599	P11
G10133	P10	G10230	P120	G10452	P28	G10599	P42
G10133	P36	G10232	P8	G10453	P73	G10599	P120
G10133	P38	G10232	P8	G10455	P78	G10602	P14
G10133	P40	G10232	P116	G10455	P132	G10602	P18
G10133	P116	G10232	P122	G10456	P118	G10602	P20
G10133	P124	G10233	P78	G10459	P120	G10602	P24
G10152	P8	G10233	P125	G10463	P8	G10602	P25
G10168	P86	G10237	P120	G10463	P42	G10602	P78
G10168	P86	G10243	P54	G10470	P18	G10603	P18
G10171	P8	G10243	P113	G10475	P22	G10603	P20
G10201	P2	G10284	P42	G10496	P78	G10603	P124
G10201	P24	G10303	P8	G10499	P116	G10604	P18
G10201	P42	G10303	P32	G10500	P18	G10610	P118
G10204	P4	G10304	P2	G10501	P36	G10620	P2
G10204	P6	G10305	P29	G10501	P68	G10620	P6
G10204	P116	G10305	P29	G10503	P32	G10620	P6
G10204	P125	G10305	P116	G10503	P34	G10620	P14
G10207	P2	G10306	P28	G10503	P38	G10620	P24
G10213	P40	G10306	P122	G10503	P40	G10620	P118
G10216	P6	G10306	P124	G10503	P116	G10620	P125
G10216	P42	G10307	P42	G10503	P124	G10621	P14
G10216	P132	G10308	P10	G10504	P116	G10621	P18
G10217	P122	G10309	P14	G10507	P120	G10621	P18
G10220	P119	G10310	P28	G10523	P28	G10621	P24
G10227	P28	G10312	P2	G10526	P118	G10621	P29
G10227	P78	G10312	P24	G10529	P29	G10621	P54
G10228	P6	G10315	P8	G10531	P20	G10622	P4
G10228	P36	G10315	P10	G10536	P32	G10622	P4
G10228	P36	G10315	P28	G10536	P34	G10622	P29
G10228	P86	G10318	P34	G10542	P116	G10622	P29
G10228	P86	G10322	P120	G10544	P86	G10634	P20
G10228	P86	G10323	P18	G10546	P14	G10640	P6

Part No.	Page	Part No.	Page	Part No.	Page	Part No.	Page
G10640	P78	G10938	P116	G11387	P122	G11618	P22
G10640	P118	G10939	P94	G11387	P124	G11619	P22
G10640	P120	G10940	P6	G11389	P32	G11619	P22
G10640	P122	G10957	P94	G11389	P32	G11693	P22
G10640	P124	G10961	P118	G11389	P32	G11793	P25
G10640	P130	G10961	P125	G11389	P34	G12000-16	P48
G10640	P132	G10974	P38	G11389	P34	G12000-16	P48
G10641	P119	G10974	P40	G11389	P34	G12000-20	P71
G10643	P40	G10988	P54	G11389	P38	G12000-25	P48
G10660	P25	G10991	P122	G11389	P118	G12000-25	P75
G10669	P2	G11009	P18	G11389	P120	G12000-25	P80
G10670	P24	G11009	P20	G11389	P122	G12000-35	P64
G10672	P127	G11009	P22	G11389	P122	G12000-35	P68
G10672	P129	G11010	P40	G11391	P3	G12000-35	P70
G10676	P127	G11015	P2	G11391	P10	G12000-35	P82
G10676	P129	G11034	P124	G11391	P14	G12000-35	P84
G10681	P116	G11052	P74	G11391	P14	G12000-60	P62
G10686	P113	G11073	P25	G11391	P34	G12000-65	P48
G10690	P18	G11075	P78	G11391	P40	G12000-70	P62
G10718	P42	G11081	P66	G11391	P42	G12001-240	P72
G10722	P86	G11086	P62	G11391	P42	G12001-25	P48
G10725	P86	G11100	P78	G11391	P86	G12001-35	P70
G10730	P40	G11123	P54	G11391	P118	G12001-45	P70
G10732	P3	G11124	P54	G11391	P119	G12001-45	P82
G10732	P42	G11151	P20	G11391	P120	G12001-45	P84
G10751	P14	G11172	P22	G11391	P122	G12001-55	P64
G10751	P42	G11209	P28	G11391	P124	G12002-100	P126
G10751	P42	G11228	P38	G11391	P125	G12002-100	P126
G10752	P14	G11236	P38	G11392	P38	G12002-120	P82
G10757	P28	G11281	P22	G11409	P54	G12002-120	P84
G10758	P28	G11288	P113	G11418	P86	G12002-130	P62
G10758	P113	G11385	P25	G11419	P10	G12002-35	P62
G10765	P38	G11385	P28	G11436	P116	G12002-35	P74
G10765	P40	G11386	P8	G11436	P120	G12002-35	P79
G10801	P8	G11386	P32	G11436	P122	G12002-35	P129
G10821	P78	G11386	P116	G11448	P22	G12002-40	P62
G10821	P132	G11386	P122	G11453	P78	G12002-40	P128
G10830	P124	G11387	P2	G11511	P126	G12002-40	P129
G10844	P86	G11387	P8	G11511	P126	G12002-50	P48
G10860	P78	G11387	P10	G11511	P126	G12002-50	P75
G10862	P120	G11387	P10	G11511	P132	G12002-65	P64
G10864	P28	G11387	P11	G11514	P3	G12002-75	P79
G10870	P78	G11387	P14	G11514	P14	G12002-75	P82
G10871	P122	G11387	P24	G11514	P14	G12002-75	P84
G10890	P68	G11387	P28	G11514	P42	G12003-20	P68
G10908	P124	G11387	P42	G11514	P42	G12003-20	P141
G10912	P4	G11387	P43	G11514	P42	G12003-30	P130
G10912	P42	G11387	P43	G11518	P54	G12004-20	P68
G10924	P6	G11387	P78	G11556	P22	G12004-20	P80
G10927	P113	G11387	P116	G11578	P22	G12004-35	P110
G10928	P113	G11387	P120	G11591	P2	G12004-50	P134
G10931	P113	G11387	P120	G11592	P2	G12005-60	P49

Part No.	Page	Part No.	Page	Part No.	Page	Part No.	Page
G12005-60.....	P65	G12040	P62	G12110	P64	G2403-06.....	P98
G12007-170.....	P62	G12040	P70	G12110	P73	G2403-06.....	P101
G12007-90.....	P62	G12040	P72	G12110	P82	G2403-08.....	P96
G12008-20.....	P68	G12040	P82	G12110	P84	G2603-08.....	P96
G12008-25.....	P70	G12040	P84	G12110	P133	G2603-08.....	P98
G12008-25.....	P79	G12040	P110	G12111	P70	G2703-08.....	P96
G12008-25.....	P130	G12041	P49	G12111	P73	G2703-08.....	P98
G12009-50.....	P71	G12041	P65	G12111	P132	G304-C-8.....	P104
G12012-30.....	P49	G12047	P82	G12113	P68	G306-08.....	P96
G12014	P48	G12047	P84	G12113	P79	G306-08.....	P98
G12014	P62	G12066	P68	G12114	P64	G3303-114.....	P25
G12014	P82	G12066	P110	G12114	P70	G3303-16.....	P2
G12015	P62	G12081	P68	G12116	P68	G3303-96.....	P42
G12015	P64	G12081	P70	G12116	P79	G3303-98.....	P2
G12015	P79	G12081	P71	G12116	P132	G3305-01.....	P29
G12015	P126	G12081	P130	G12118	P64	G3310-80.....	P72
G12015	P126	G12083	P68	G12119	P75	G3310-80.....	P78
G12016	P70	G12083	P70	G12150	P64	G3310-92.....	P72
G12016	P126	G12083	P71	G12160	P62	G3310-98.....	P132
G12016	P126	G12083	P79	G12164	P48	G3400-01.....	P68
G12016	P126	G12083	P130	G12166	P128	G3400-01.....	P79
G12016	P126	G12083	P141	G12166	P129	G4100-02.....	P62
G12016	P128	G12085	P130	G12169	P128	G6326X	P3
G12018	P62	G12086	P68	G12169	P129	G6400-06.....	P54
G12032	P64	G12086	P82	G12171	P62	G6400-08.....	P96
G12032	P68	G12086	P130	G12177-90.....	P48	G6400-08.....	P98
G12032	P70	G12087	P130	G12178	P48	G6400-08.....	P102
G12032	P80	G12089	P48	G12182	P82	G6408-06.....	P107
G12032	P84	G12089	P49	G1K215.....	P118	G6408-08.....	P89
G12033	P3	G12089	P62	G1K248.....	P110	G6408-08.....	P90
G12033	P42	G12089	P74	G1K248.....	P113	G6408-08.....	P91
G12033	P70	G12089	P79	G1K249.....	P112	G6408-08.....	P92
G12033	P72	G12089	P82	G1K252.....	P110	G6408-08.....	P93
G12033	P110	G12089	P84	G1K252.....	P113	G6500-06.....	P101
G12038	P62	G12089	P128	G1K267.....	P112	G6500-08-06.....	P101
G12038	P64	G12089	P129	G1K268.....	P112	G6500-08-06.....	P102
G12038	P68	G12089	P141	G1K296.....	P6	G6500-10.....	P105
G12038	P70	G12097	P70	G1K320.....	P110	G6500-12.....	P105
G12038	P71	G12097	P73	G1K320.....	P112	G6602-08.....	P104
G12038	P75	G12097	P79	G1K321.....	P110	G6801-08.....	P102
G12038	P80	G12097	P82	G1K321.....	P112	G6801-08.....	P104
G12039	P49	G12097	P133	G1K322.....	P112	G6801-10-12.....	P54
G12039	P62	G12099	P82	G1K323.....	P112	G6801-12.....	P54
G12039	P74	G12100	P68	G1K345.....	P10	G7100-104.....	P138
G12039	P79	G12100	P110	G1K362.....	P113	G7100-111.....	P139
G12039	P82	G12100	P134	G1K363.....	P113	G7100-116.....	P139
G12039	P84	G12101	P80	G1K378.....	P78	G7100-121.....	P139
G12039	P128	G12102	P64	G1K385.....	P28	G7100-153.....	P139
G12039	P129	G12102	P82	G1K534.....	P43	G7100-208.....	P138
G12040	P3	G12102	P84	G1K535.....	P43	G7100-234.....	P139
G12040	P42	G12110	P48	G2100-03.....	P68	G7100-238.....	P139
G12040	P48	G12110	P49	G2100-03.....	P79	G7100-247.....	P139

Part No.	Page	Part No.	Page	Part No.	Page	Part No.	Page
G7100-252.....	P139	GA10157.....	P2	GA19115.....	P22	GA21106.....	P90
G7100-258.....	P135	GA10157.....	P6	GA19682.....	P66	GA21111.....	P89
G7100-258.....	P136	GA10161.....	P42	GA19805.....	P127	GA21112.....	P89
G7100-259.....	P135	GA10918.....	P106	GA19805.....	P129	GA21158.....	P84
G7100-260.....	P135	GA11331.....	P72	GA19806.....	P127	GA21158.....	P93
G7100-260.....	P136	GA11520.....	P30	GA19806.....	P129	GA21159.....	P93
G7100-260.....	P135	GA11650.....	P56	GA2007.....	P14	GA21167.....	P82
G7100-261.....	P136	GA11969.....	P42	GA20110.....	P22	GA21167.....	P92
G7100-263.....	P136	GA11971.....	P42	GA20111.....	P22	GA21168.....	P92
G7100-295.....	P138	GA12235.....	P38	GA2012L.....	P4	GA21171.....	P59
G7100-363.....	P140	GA12235.....	P40	GA2012R.....	P4	GA21184.....	P91
G7100-381.....	P137	GA12236.....	P36	GA2014.....	P4	GA21185.....	P91
G7100-385.....	P137	GA12236.....	P38	GA2014.....	P8	GA21187.....	P84
G7100-385.....	P138	GA12236.....	P40	GA2014.....	P34	GA21188.....	P84
G7100-387.....	P139	GA12403.....	P112	GA2014.....	P36	GA21189.....	P126
G7100-389.....	P137	GA13521.....	P113	GA2014.....	P38	GA21192.....	P70
G7100-390.....	P138	GA13522.....	P113	GA2014.....	P40	GA21193.....	P126
G7100-393.....	P136	GA1369.....	P116	GA2014.....	P116	GA21194.....	P126
G7100-397.....	P135	GA13719.....	P82	GA2014.....	P124	GA21198.....	P130
G7100-402.....	P137	GA13719.....	P84	GA20163.....	P64	GA21201.....	P128
G7100-484.....	P141	GA13719.....	P86	GA20164.....	P64	GA21227.....	P64
G7100-60.....	P139	GA13790.....	P68	GA20165.....	P64	GA21231.....	P126
G7566X.....	P11	GA14251.....	P38	GA20166.....	P48	GA21260.....	P48
G8647x.....	P112	GA14412.....	P65	GA20166.....	P64	GA21261.....	P48
G9040X.....	P22	GA14413.....	P65	GA20167.....	P64	GA21276.....	P48
G9041X.....	P22	GA14573.....	P53	GA20167.....	P70	GA2148.....	P66
G9042X.....	P22	GA14573.....	P54	GA20181.....	P62	GA21515.....	P112
G9043X.....	P22	GA15151.....	P86	GA20183.....	P62	GA21798.....	P132
G9272X.....	P22	GA15197.....	P10	GA20184.....	P62	GA21799.....	P59
G9273X.....	P22	GA15197.....	P11	GA20187.....	P68	GA21869.....	P71
G9275X.....	P22	GA15312.....	P40	GA20188.....	P68	GA21870.....	P68
G9277X.....	P22	GA15415.....	P116	GA2019.....	P18	GA21872.....	P84
G9308X.....	P22	GA15415.....	P120	GA20190.....	P70	GA22162.....	P82
G9566X.....	P62	GA15415.....	P122	GA20192.....	P64	GA22163.....	P82
GA0167.....	P86	GA15416.....	P116	GA20196.....	P84	GA22165.....	P10
GA0237.....	P119	GA15416.....	P120	GA20199.....	P110	GA22172.....	P84
GA0245.....	P86	GA15416.....	P122	GA2020.....	P18	GA22213.....	P22
GA0257.....	P86	GA15422.....	P141	GA20201.....	P110	GA22214.....	P62
GA0312.....	P116	GA15452.....	P53	GA20246.....	P42	GA22222.....	P129
GA0328.....	P116	GA15452.....	P54	GA20254.....	P15	GA22862.....	P129
GA0378.....	P73	GA15818.....	P52	GA20346.....	P22	GA4235.....	P132
GA0810.....	P116	GA16082.....	P112	GA2054.....	P8	GA4286.....	P119
GA0895.....	P66	GA1720.....	P3	GA20622.....	P22	GA4287.....	P119
GA10036.....	P125	GA1720.....	P42	GA2068.....	P68	GA4444.....	P24
GA10037.....	P125	GA17287.....	P54	GA20746.....	P22	GA5105.....	P70
GA10047.....	P122	GA18201.....	P18	GA2075.....	P28	GA5105.....	P73
GA10047.....	P122	GA18208.....	P20	GA20902.....	P112	GA5105.....	P132
GA10048.....	P122	GA18775.....	P22	GA2094.....	P29	GA5106.....	P74
GA10048.....	P122	GA19088.....	P49	GA21104.....	P64	GA5106.....	P78
GA10137.....	P14	GA19112.....	P22	GA21104.....	P90	GA5107.....	P74
GA10151.....	P14	GA19113.....	P22	GA21105.....	P90	GA5107.....	P78
GA10155.....	P14	GA19114.....	P22	GA21106.....	P89	GA5107.....	P132

Part No.	Page	Part No.	Page	Part No.	Page	Part No.	Page
GA5108	P74	GA6171	P10	GA8046	P112	GB0160	P66
GA5108	P78	GA6171	P118	GA8047	P110	GB0186	P3
GA5109	P74	GA6171	P125	GA8047	P112	GB0198	P134
GA5109	P78	GA6182	P20	GA8130	P94	GB0199	P134
GA5110	P74	GA6184	P20	GA8305	P118	GB0200	P134
GA5110	P78	GA6187	P20	GA8306	P118	GB0205	P119
GA5111	P74	GA6337	P132	GA8324	P4	GB0206	P120
GA5111	P78	GA6434	P10	GA8326	P25	GB0209	P120
GA5112	P78	GA6478	P20	GA8343	P18	GB0210	P120
GA5113	P78	GA6597	P10	GA8364	P25	GB0212	P118
GA5114	P132	GA6618	P8	GA8366	P25	GB0213	P40
GA5115	P132	GA6619	P8	GA8371	P24	GB0213	P119
GA5116	P78	GA6620	P8	GA8483	P116	GB0218	P3
GA5116	P132	GA6633	P20	GA8603	P30	GB0218	P14
GA5146	P74	GA6699	P110	GA8603	P40	GB0218	P40
GA5164	P73	GA6700	P110	GA8603	P122	GB0218	P40
GA5165	P73	GA6733	P8	GA8641	P30	GB0218	P42
GA5223	P79	GA6741	P28	GA8641	P40	GB0218	P119
GA5385	P110	GA6801	P8	GA8685	P116	GB0239	P8
GA5552	P101	GA6832	P36	GA8688	P120	GB0239	P10
GA5552	P102	GA6833	P36	GA8689	P120	GB0254	P10
GA5600	P112	GA6834	P36	GA8760	P38	GB0259	P79
GA5624	P78	GA6838	P36	GA8845	P116	GB0265	P2
GA5624	P132	GA6907	P28	GA8877	P118	GB0266	P2
GA5629	P78	GA6966	P122	GA8877	P125	GB0267	P2
GA5651	P3	GA7154	P75	GA8897	P48	GB0268	P8
GA5654	P34	GA7154	P79	GA8897	P94	GB0268	P10
GA5654	P36	GA7239	P120	GA8924	P94	GB0274	P2
GA5654	P38	GA7240	P120	GA9131	P40	GB0276	P6
GA5654	P40	GA7255	P20	GA9144	P112	GB0278	P14
GA5654	P124	GA7313	P132	GA9195	P116	GB0278	P25
GA5698	P20	GA7336	P78	GA9206	P110	GB0282	P10
GA5699	P20	GA7336	P132	GA9207	P110	GB0285	P2
GA5715	P32	GA7434	P65	GA9433	P122	GB0287	P74
GA5715	P34	GA7445	P124	GA9434	P122	GB0291	P40
GA5718	P34	GA7446	P124	GA9437	P122	GB0296	P122
GA5719	P32	GA7850	P112	GA9472	P125	GB0301	P4
GA5719	P34	GA7853	P112	GA9714	P15	GB0301	P42
GA5787	P42	GA7854	P112	GA9844	P40	GB0314	P14
GA5794	P20	GA7855	P112	GA9845	P40	GB0314	P42
GA5795	P20	GA7856	P112	GA9846	P70	GB0322	P122
GA5796	P20	GA7857	P112	GA9861	P40	GB0323	P122
GA5834	P20	GA7858	P112	GA9862	P40	GB0331	P14
GA5887	P119	GA7859	P112	GA9865	P40	GB0366	P3
GA5892	P32	GA7949	P6	GA9978	P112	GB0383	P38
GA5982	P20	GA7975	P6	GA9979	P112	GB0387	P36
GA6038	P20	GA7976	P6	GB0110	P18	GB0387	P38
GA6147	P113	GA7998	P124	GB0115	P25	GB0387	P40
GA6168	P20	GA7999	P124	GB0116	P25	GB0400	P122
GA6171	P6	GA8021	P112	GB0120	P18	GB0405	P122
GA6171	P8	GA8022	P112	GB0134	P116	GB0410	P18
GA6171	P10	GA8026	P112	GB0156	P62	GB0410	P18

Part No.	Page	Part No.	Page	Part No.	Page	Part No.	Page
GB0464	P38	GD1086	P6	GD11423	P118	GD12677	P122
GB0554	P86	GD10963	P28	GD11423	P125	GD12679	P122
GB0676	P22	GD10984	P28	GD11424	P24	GD12684	P124
GB0697	P22	GD10991	P6	GD1143	P29	GD12685	P122
GB0780	P22	GD10993	P2	GD1144	P29	GD12817	P40
GB0815	P22	GD11001	P2	GD1145	P29	GD12826	P40
GB0816	P22	GD11017	P4	GD11453	P6	GD12827	P40
GB0818	P22	GD1104	P120	GD11474	P113	GD12829	P40
GB0823	P22	GD11089	P110	GD11490	P66	GD13287	P122
GB0907	P22	GD11089	P113	GD11508	P11	GD13309	P125
GB0920	P22	GD1109	P8	GD11509	P11	GD13348	P112
GB0921	P22	GD1109	P10	GD11528	P18	GD13361	P2
GB0926	P22	GD11122	P20	GD11557	P122	GD13401	P65
GD0487	P116	GD1114	P120	GD11558	P122	GD1379	P130
GD0746	P82	GD1115L	P28	GD1162	P138	GD14065	P10
GD0746	P84	GD1115R	P28	GD11677	P30	GD14170	P40
GD0746	P86	GD1116	P28	GD11705	P116	GD14217	P3
GD0840	P86	GD11178	P124	GD11747	P15	GD14398	P30
GD0914-156.5	P72	GD1118	P28	GD11787	P18	GD14413	P78
GD0962	P116	GD11188	P124	GD11836	P124	GD14427	P78
GD10036	P3	GD11218	P42	GD11845	P2	GD14431	P78
GD10057-03	P101	GD11219	P24	GD11845	P4	GD14432	P78
GD10057-03	P102	GD11239	P14	GD11845	P8	GD14559	P120
GD10057-04	P101	GD11239	P24	GD11953	P118	GD14626	P57
GD10057-04	P102	GD11239	P25	GD11953	P125	GD14627	P57
GD10161	P132	GD11240	P25	GD11954	P118	GD1512	P138
GD10242	P120	GD11259	P2	GD11954	P125	GD15698	P18
GD1026	P2	GD11264	P42	GD11962	P2	GD15699	P20
GD1026	P24	GD11265	P124	GD11962	P24	GD15747	P14
GD1026	P42	GD11266	P124	GD11962	P42	GD15792-18	P57
GD1026	P78	GD11279	P15	GD11985	P91	GD15970	P2
GD1026	P122	GD11286	P18	GD11993	P112	GD16245	P2
GD10273	P120	GD11297	P25	GD11993	P112	GD1657	P116
GD10283	P86	GD11305	P24	GD11993	P112	GD1673	P116
GD10303	P120	GD11306	P4	GD11995	P94	GD17052	P43
GD10304	P120	GD11306	P116	GD1200	P130	GD1755	P20
GD1041	P18	GD11311	P18	GD1207	P130	GD18118	P113
GD1042	P18	GD11313	P11	GD12101	P92	GD18168	P113
GD10473	P4	GD1132	P34	GD12101	P93	GD18704	P18
GD10473	P8	GD1132	P36	GD12102	P89	GD19123	P107
GD10487	P120	GD1132	P38	GD12102	P90	GD19292	P30
GD10519	P38	GD1132	P40	GD12102	P91	GD19292	P40
GD10519	P40	GD1132	P116	GD12505	P90	GD19333	P18
GD10552	P124	GD1132	P124	GD12507	P89	GD19343	P78
GD1059L	P24	GD1138	P116	GD12510	P92	GD19790	P18
GD1059R	P24	GD1138	P126	GD12510	P93	GD2117	P138
GD1060	P24	GD1138	P126	GD12513	P94	GD21300	P54
GD1061	P25	GD1138	P126	GD1255	P73	GD21398	P127
GD1063	P25	GD11413	P14	GD1256	P73	GD21398	P129
GD1065	P2	GD11413	P25	GD12561	P15	GD21540	P86
GD1083	P18	GD11422	P3	GD12561	P15	GD2199	P135
GD1085	P10	GD11423	P6	GD12676	P122	GD2423	P28

Part No.	Page	Part No.	Page	Part No.	Page	Part No.	Page
GD24545	P2	GD29216	P75	GD30913	P75	GD7907	P120
GD24545	P42	GD29217	P72	GD30914	P68	GD7908	P119
GD2460	P29	GD29218	P79	GD31353	P10	GD7911	P118
GD25147	P22	GD29219	P80	GD31397	P82	GD7912	P120
GD25147	P22	GD29220	P42	GD31433	P62	GD7962	P119
GD25568	P42	GD29237	P48	GD3180-12	P8	GD7962	P124
GD25569	P42	GD29237	P62	GD3180-17	P132	GD8218	P118
GD2558	P55	GD29237	P84	GD32331	P82	GD8224	P120
GD2558	P68	GD29459	P42	GD32332	P82	GD8237	P20
GD2558	P70	GD2947	P28	GD32335	P129	GD8238	P119
GD2558	P74	GD29689	P92	GD3612	P2	GD8239	P120
GD2558	P74	GD29689	P93	GD4887-01	P75	GD8246	P132
GD2558	P78	GD2971-10	P24	GD5752	P70	GD8247	P119
GD2558	P132	GD2971-26	P4	GD5753	P70	GD8249	P3
GD2589	P116	GD29719	P106	GD5827	P75	GD8266	P32
GD2597	P86	GD29806	P2	GD5835	P78	GD8276	P120
GD26419	P18	GD29806	P43	GD5857	P36	GD8307	P34
GD26538	P55	GD2984	P138	GD5857	P68	GD8308	P118
GD26593	P22	GD30401	P91	GD5857	P71	GD8460	P10
GD26594	P18	GD30441	P62	GD5857	P75	GD8751	P112
GD26697	P52	GD30442-01	P73	GD5857	P78	GD8770	P112
GD26973	P38	GD30443	P73	GD5857	P132	GD8771	P112
GD27233	P92	GD30444-01	P73	GD5886	P133	GD8778	P20
GD27233	P93	GD30445	P141	GD5888	P62	GD8893-01	P42
GD27234	P91	GD30446-01	P84	GD6551	P78	GD9120	P10
GD27235	P89	GD30446-02	P84	GD6553	P119	GD9254	P30
GD27235	P90	GD30446-03	P84	GD7127	P78	GD9254	P40
GD27235	P94	GD30446-04	P82	GD7127	P132	GD9290	P8
GD27400	P62	GD30454-10.25	P70	GD7140	P62	GD9305	P8
GD28089	P66	GD30460	P130	GD7148	P25	GD9562	P8
GD28100	P3	GD30470-01	P133	GD7258	P25	GD9695	P43
GD28100	P42	GD30470-02	P133	GD7318	P2	GD9705	P118
GD28100	P110	GD30489	P126	GD7426	P71	GD9706	P118
GD28100	P126	GD30503	P134	GD7426	P78	GD9709	P118
GD28100	P126	GD30504	P132	GD7803	P30	GD9715	P36
GD28100	P126	GD30517	P48	GD7803	P40	GD9720	P36
GD28100	P126	GD30517	P48	GD7804	P30	GD9724	P36
GD28100	P128	GD30521	P48	GD7804	P40	GD9724	P38
GD28390	P2	GD30543	P49	GD7817-01	P34	GD9724	P40
GD28561-02	P84	GD30544	P49	GD7817-04	P34	GD9724	P124
GD28561-04	P82	GD30549	P42	GD7817-04	P124	GM0278-01	P140
GD28614	P82	GD30550	P43	GD7822	P78	GM0278-02	P140
GD28614	P84	GD30553	P48	GD7823	P34	GR0146	P140
GD28614	P141	GD30554	P48	GD7867	P132	GR0146MPP	P140
GD28631	P22	GD30559	P70	GD7867	P133	GR0150	P86
GD29141	P71	GD30725	P4	GD7878	P20	GR0151	P86
GD29147	P64	GD30725	P38	GD7889	P32	GR0155	P140
GD29148	P64	GD30725	P116	GD7889	P34	GR0155MPP	P140
GD29156	P80	GD30775	P64	GD7890	P32	GR0188	P119
GD29157	P80	GD30775	P70	GD7890	P34	GR0196	P2
GD29158	P80	GD30879	P126	GD7900	P119	GR0196	P25
GD29199	P68	GD30913	P71	GD7904-02	P120	GR0196	P42

Part No.	Page	Part No.	Page	Part No.	Page	Part No.	Page
GR0196	P68						
GR0201	P68						
GR0255	P62						
GR0270	P65						
GR0434	P66						
GR0586	P112						
GR0594	P112						
GR0664	P18						
GR0911	P68						
GR0912	P68						
GR0912	P78						
GR1169	P94						
GR1208	P110						
GR1401	P94						
GR1414	P113						
GR1415	P113						
GR1523	P94						
GR1569	P18						
GR1570MPP	P140						
GR1762	P112						
GR1763	P113						
GR1828	P140						
GR1842MPP	P140						
GR1848	P18						
GR1956	P110						
GR1957	P110						
GR1958	P110						
GR1960	P54						
GR1961	P54						
GR1968	P54						
GR1969	P54						
GR1970	P54						
GR1971	P54						
GR1978	P54						
GR1979	P54						
GR2000	P54						
GR2109	P54						
GR2154	P18						
GR2225	P90						
GR2227	P91						
GR2228	P89						
GR2229	P92						
GR2229	P93						

This page left blank intentionally.