

# **MODEL 3700 FRONT FOLDING EXPORT PLANTER PARTS MANUAL**

**M0275-02**

**Rev. 6/16**

This manual applies to:            Model: 3700 Front Folding Planters  
   24 Row 70 cm; 2016 Production And On

Record the model number and serial number of your planter along with date purchased:

Serial Number \_\_\_\_\_

Date Purchased \_\_\_\_\_

Information in this manual was current at time of printing. However, due to Kinze's ongoing product improvement, production changes may cause your machine to appear slightly different in detail. Kinze Manufacturing, Inc. reserves the right to change specifications or design without notice and without incurring obligation to install the same on machines previously manufactured.

Right hand (R.H.) and left hand (L.H.), as used throughout this manual, are determined by facing in the direction the machine will travel when in use, unless otherwise stated.

**ROW UNIT**

Shank Assembly, Seed Tube, and Depth Adjustment . . . . P1  
 Pneumatic Down Pressure Package Option . . . . . P3  
 Parallel Arms, Mounting Support Plate, and Quick Adjustable Down Forces Springs Option. . . . . P5  
 15" Seed Opener Disc Blade/Bearing Assembly and Scrapers . . . . . P7  
 Gauge Wheels . . . . . P9  
 "V" Closing Wheels . . . . . P11  
 Hopper Support and Meter Drive. . . . . P13  
 Seed Hopper and Lid. . . . . P15  
 Finger Pickup Seed Meter . . . . . P17  
 Brush-Type Seed Meter . . . . . P19  
 Vacuum Seed Meter . . . . . P21  
 Granular Chemical Hopper and Hopper Panel Extension . . . . . P23  
 Granular Chemical Meter and Meter Drive . . . . . P25  
 Granular Chemical Banding Options . . . . . P27  
 Spring Tooth Incorporator . . . . . P29  
 Row Unit Mounted No Till Coulter . . . . . P30  
 Row Unit Mounted Disc Furrower . . . . . P31  
 Row Unit Mounted Residue Wheel . . . . . P33  
 Coulter Mounted Residue Wheels . . . . . P35  
 Frame Mounted Coulter W/Residue Wheels . . . . . P37

**VACUUM SYSTEM**

Vacuum Fan Assembly . . . . . P41  
 Vacuum Fan Hydraulic Components . . . . . P43  
 Vacuum Fan Reservoir Assembly . . . . . P45  
 Reservoir Hose Supports/Clamps on Hitch . . . . . P46  
 Manifolds and Distribution Hoses . . . . . P47  
 Vacuum Fan/Manifold Mounting Supports and Hardware . . . . . P49  
 PTO Pump Assembly. . . . . P51

**BASE MACHINE**

Front Hitch Assembly/Safety Chain . . . . . P53  
 Hitch and Linkage Assembly . . . . . P57  
 Front Hitch Assembly (Rear Section). . . . . P59  
 Front Wear Pads . . . . . P60  
 Tower Assembly. . . . . P63  
 Stroke Limiter/Detent Valve Assembly and Linkage. . . . . P65  
 Hinge and Wing Assemblies . . . . . P67  
 Hinge and Wing Assemblies . . . . . P68  
 Hose Take-Up . . . . . P69  
 Axle and Transport Lockup . . . . . P72  
 Transport Wheel and Hub Assembly . . . . . P73  
 Wheel Module Assembly . . . . . P75

Ground Drive Tire Assembly . . . . . P78  
 Contact Wheel Assembly. . . . . P79  
 Point Row Clutch . . . . . P81  
 Two-Speed Point Row Clutch. . . . . P83  
 Two-Speed Point Row Clutch Wheel Module Extensions. . . . . P85  
 Air Compressor and Dual Solenoid Assembly. . . . . P89  
 Accumulator Assembly . . . . . P91  
 Seed Rate Transmission and Driveline . . . . . P93  
 Ratchet/Sprocket Assembly. . . . . P95  
 Row Marker Assembly. . . . . P96  
 Row Marker Spindle/Hub/Blade. . . . . P99

**HYDRAULICS**

Slave Cylinders . . . . . P103  
 Master Cylinder . . . . . P103  
 Hitch Paralled Linkage Cylinder. . . . . P104  
 Row Marker (Cushion) Cylinder. . . . . P106  
 Helper Cylinder . . . . . P107  
 Tongue Cylinder. . . . . P109  
 Valve Block on Front Hitch . . . . . P111  
 Valve Block on Tower Assembly. . . . . P114  
 Valve Block on R.H. Wing . . . . . P115  
 Valve Block on L.H. Wing . . . . . P117  
 Pilot Pressure Booster Valve Block . . . . . P118  
 Junction Block on Hose Take-Up. . . . . P119  
 Detent Lever Valve. . . . . P120  
 Junction Block - Located on L.H. Wing . . . . . P120  
 Stroke Limiter Valve . . . . . P121  
 Pilot Operated Check Valve . . . . . P121  
 Solenoid Valve (G1K276). . . . . P122  
 Solenoid Valve (G1K275). . . . . P122  
 Pressure Relief Valves. . . . . P123  
 Check Valve . . . . . P123  
 Flow Control Valve . . . . . P123  
 Vacuum Fan Hydraulic Motor Assembly . . . . . P124  
 Vacuum Fan Motor Valve Block Assembly. . . . . P125  
 Hydraulic System. . . . . P127

**ELECTRONICS**

Electrical Components. . . . . P129  
 Light/Reflective Decal Brackets and Extensions . . . . . P132  
 KPM III Electronic Seed Monitor . . . . . P133  
 Miscellaneous Cobalt and Integra Parts . . . . . P136

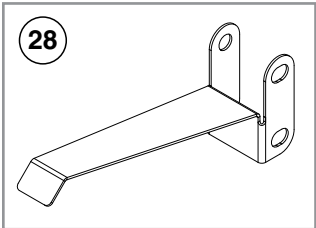
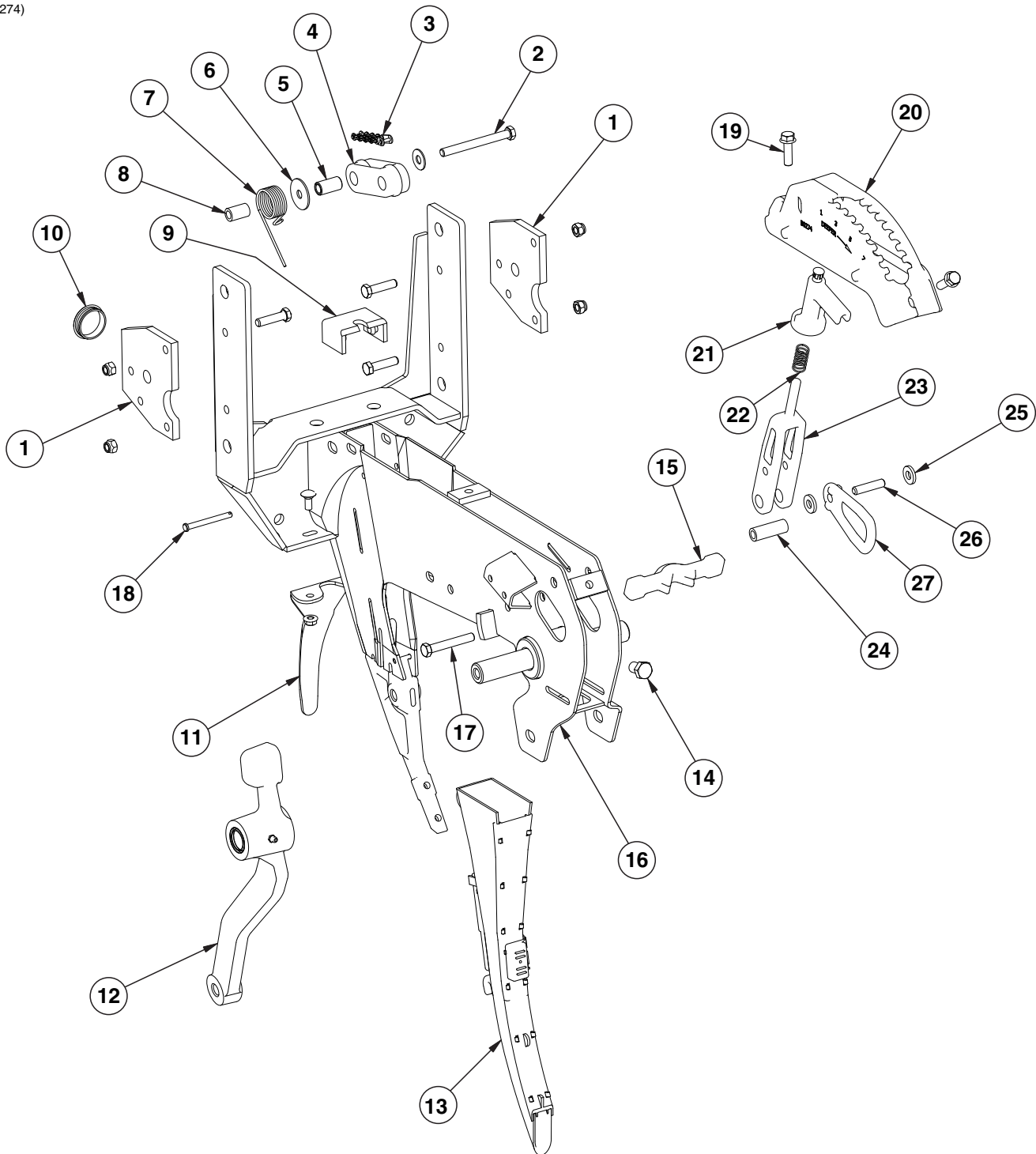
**FERTILIZER**

Liquid Fertilizer Piston Pump Drive . . . . . P137  
Liquid Fertilizer Piston Pump Mount and  
Ground Drive Wheel . . . . . P139  
Liquid Fertilizer Tube In Furrow . . . . . P142  
Liquid Fertilizer Hoses and Fittings . . . . . P143  
Liquid Fertilizer Piston Pump, NGP-6055 . . . . . P145  
Liquid Fertilizer Piston Pump, NGP-7055 . . . . . P147  
Liquid Fertilizer Piston Pump Flow Divider . . . . . P149  
Rear Trailer Hitch . . . . . P151

**DECALS, PAINT, AND MISCELLANEOUS . . . . P153**

**NUMERICAL INDEX . . . . . P164**

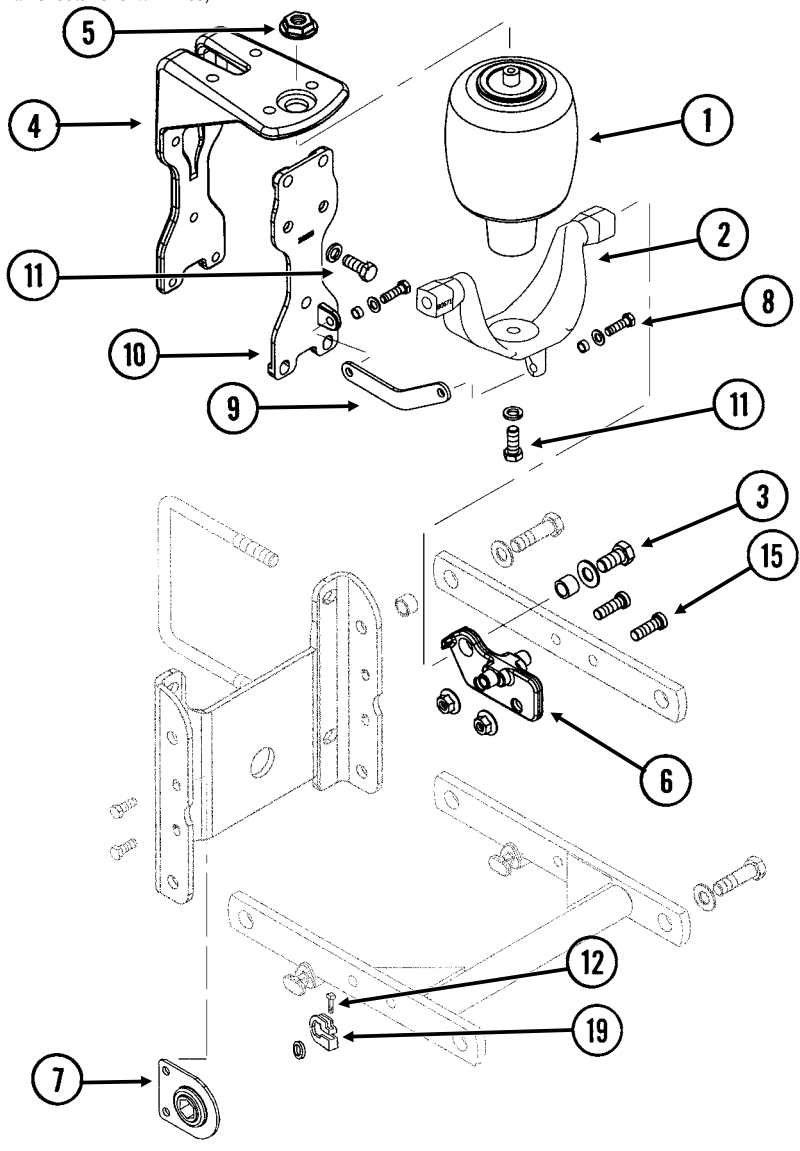
(IP1274)



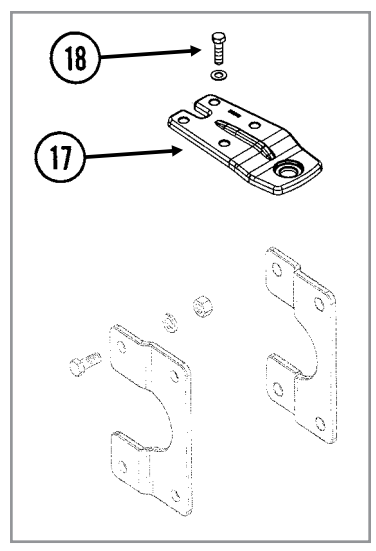
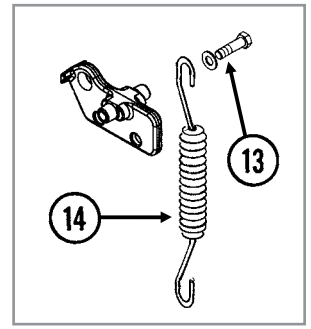
ITEM	PART NO.	QTY. (Per Row)	DESCRIPTION
1	GD24545	2	Stop
	G10003	3	Hex Head Cap Screw, 3/8"-16 x 1 1/2"
	G10108	4	Lock Nut, 3/8"-16
2	G10326	1	Hex Head Cap Screw, 3/8"-16 x 3 3/4"
	G11387	1	Flat Washer, 3/8" SAE
3	G3303-98	-	Chain, No. 41, 98 Pitch Including Connector Link (Mechanical)
	G3303-108	-	Chain, No. 41, 108 Pitch Including Connector Link (Vacuum)
	G3303-16	-	Chain, No. 41, 16 Pitch Including Connector Link (Used W/Row Unit Extension Brackets)
	GR0196	-	Connector Link, No. 41
4	GD11962	1	Idler
5	GD1026	1	Sleeve, 1 3/16" Long
6	G10201	1	Special Washer, 3/8" x 1 1/2" O.D.
7	GD1065	1	Idler Spring
8	GD7318	1	Sleeve, 1" Long
9	GD16245	1	Sun Shade (Rubber)
10	GD11845	1	Dust Cap
11	GD28390	1	Shield
	G10312	2	Carriage Bolt, 5/16"-18 x 3/4"
	G10620	2	Serrated Flange Nut, 5/16"-18
12	---	1	<a href="#">See "Gauge Wheels" on page P9</a>
13	---	1	<a href="#">See "KPM III Electronic Seed Monitor" on page P133</a>
14	G10438	1	Hex Head Cap Screw, 1/2"-13 x 3/4"
15	GB0265	1	Pivot Link, Depth Adjustment
16	GA10157	1	Shank W/Gauge Wheel Pivot Spindle And Set Screw
17	G11592	1	Hex Head Cap Screw, 3/8"-24 x 2 3/4", Grade 8
	G11591	1	Nylon Lock Nut, 3/8"-24, Grade C
18	G10551	1	Clevis Pin, 1/4" x 2 1/2"
	G10669	1	Hair Pin Clip, No. 22
19	G11015	2	Hex Washer Head Cap Screw, 3/8"-16 x 1 1/4"
20	GB0274	1	Cover, Depth Adjustment
21	GB0266	1	Handle, Depth Adjustment
	GD3612	-	Cap Plug
22	GD10993	1	Spring
23	GB0267	1	Lever, Depth Adjustment
24	GD11259	1	Sleeve, 3/8" I.D. x 5/8" O.D. x 1 25/32" Long
25	G10207	1	Washer, 7/8" O.D. x 1 3/32" I.D. x .134" (If Applicable)
26	GD13361	1	Pin, 3/8" x 1 2/3"
27	GB0285	1	Collar, Depth Adjustment
28	GD29806	-	Seed Tube Bracket

(RU157c/RU159a/RU157d/A12405)

**Pull Row Unit Shown**

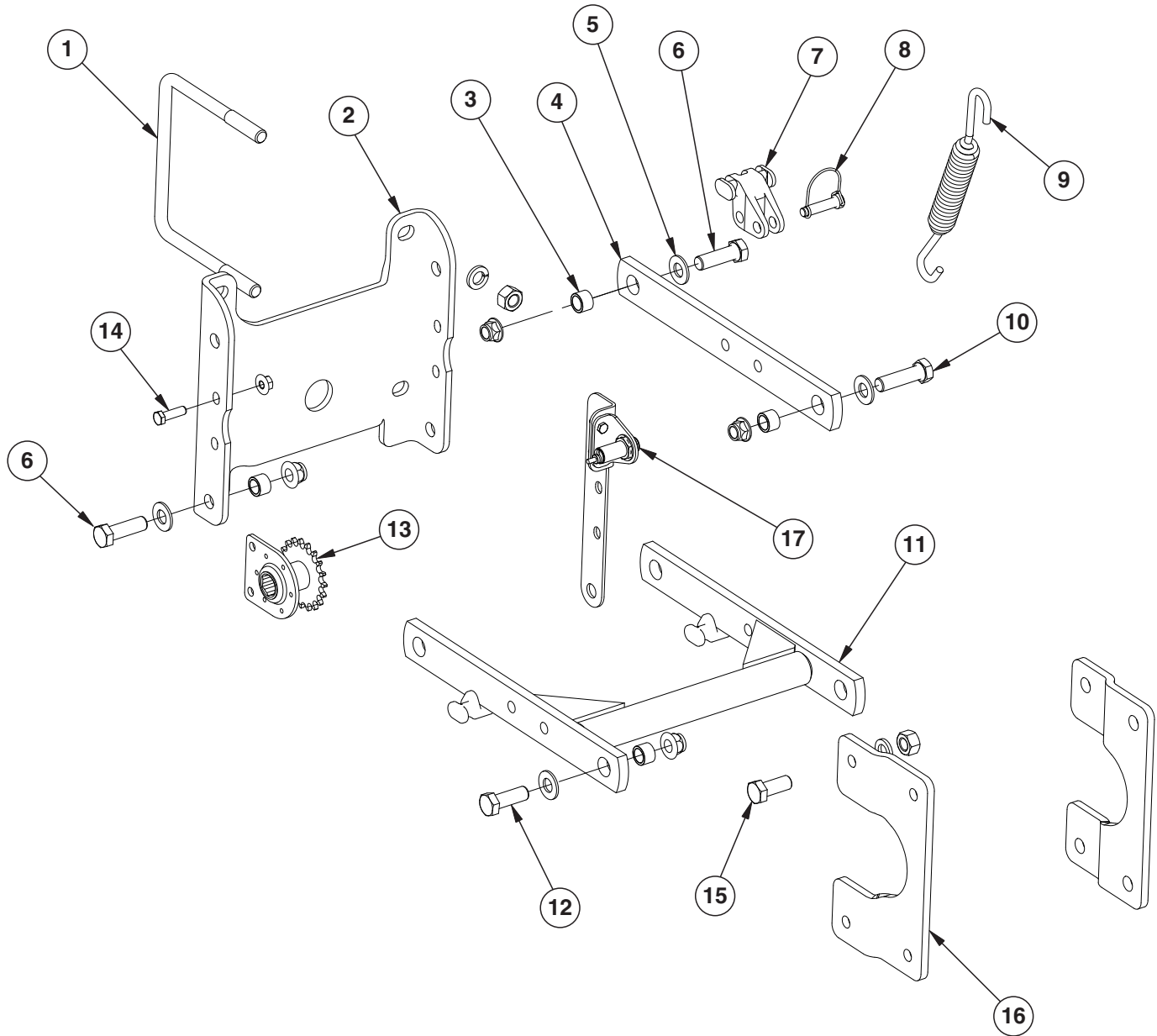
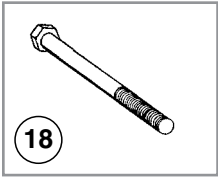


**NOTE:** Items that are not referenced on this page may be referenced on [page P5](#).



ITEM	PART NO.	QTY. (Per Row)	DESCRIPTION
1	GA11982	1	Air Spring Assembly
	G10037	1	Hex Head Cap Screw, 1/2"-13 x 1 1/4"
	G10228	1	Lock Washer, 1/2"
2	GD23995	1	Saddle
3	G11018	2	Hex Head Cap Screw, 5/8"-18 x 1 1/4"
	G11391	2	Flat Washer, 5/8" SAE
	GD3180-30	2	Sleeve, 7/8" O.D. x 5/8" I.D. x 2 1/32"
4	GB0396	1	Head Mount
5	GB0397	1	Shoulder Nut, 3/4"-16
	GD19092	-	Connector, 3/8" x 1/8" NPT
	GD18011	-	Elbow, 3/8" x 1/8" NPT Extended (used on outer push units)
6	GB0395	2	Bracket
7	GA2180	-	Hanger Bearing, 7/8" Hex Bore
8	G10004	2	Hex Head Cap Screw, 3/8"-16 x 1 1/4"
	G11387	2	Flat Washer, 3/8" SAE
	GD11963-04	2	Spacer, 1/4"
	G10108	2	Lock Nut, 3/8"-16
9	GD17794	1	Link (not applicable with row unit extension brackets)
10	GB0393	1	Plate
11	G10037	7	Hex Head Cap Screw, 1/2"-13 x 1 1/4"
	G11389	2	Flat Washer, 1/2" SAE (Lower Two Holes Only)
	G10228	7	Lock Washer, 1/2"
12	G10130	-	Square Head Machine Bolt, 5/16"-18 x 1 3/4"
	G10923	-	Flange Nut, 5/16"-18, No Serration
13	G10438	2	Hex Head Cap Screw, 1/2"-13 x 3/4"
	G11389	-	Flat Washer, 1/2" SAE
14	---	-	<a href="#">See "Parallel Arms, Mounting Support Plate, and Quick Adjustable Down Forces Springs Option" on page P5</a>
15	G11220	-	Hex Socket Cap Screw, 1/2"-13 x 1 1/2"
	G10071	-	Serrated Flange Nut, 1/2"-13
16	GB0389	1	Plate
17	GB0398	1	Extension
18	G10039	4	Hex Head Cap Screw, 1/2"-13 x 1 3/4"
	G11389	4	Flat Washer, 1/2" SAE
	G10111	4	Lock Nut, 1/2"-13
19	GD11045	-	Lock Clamp

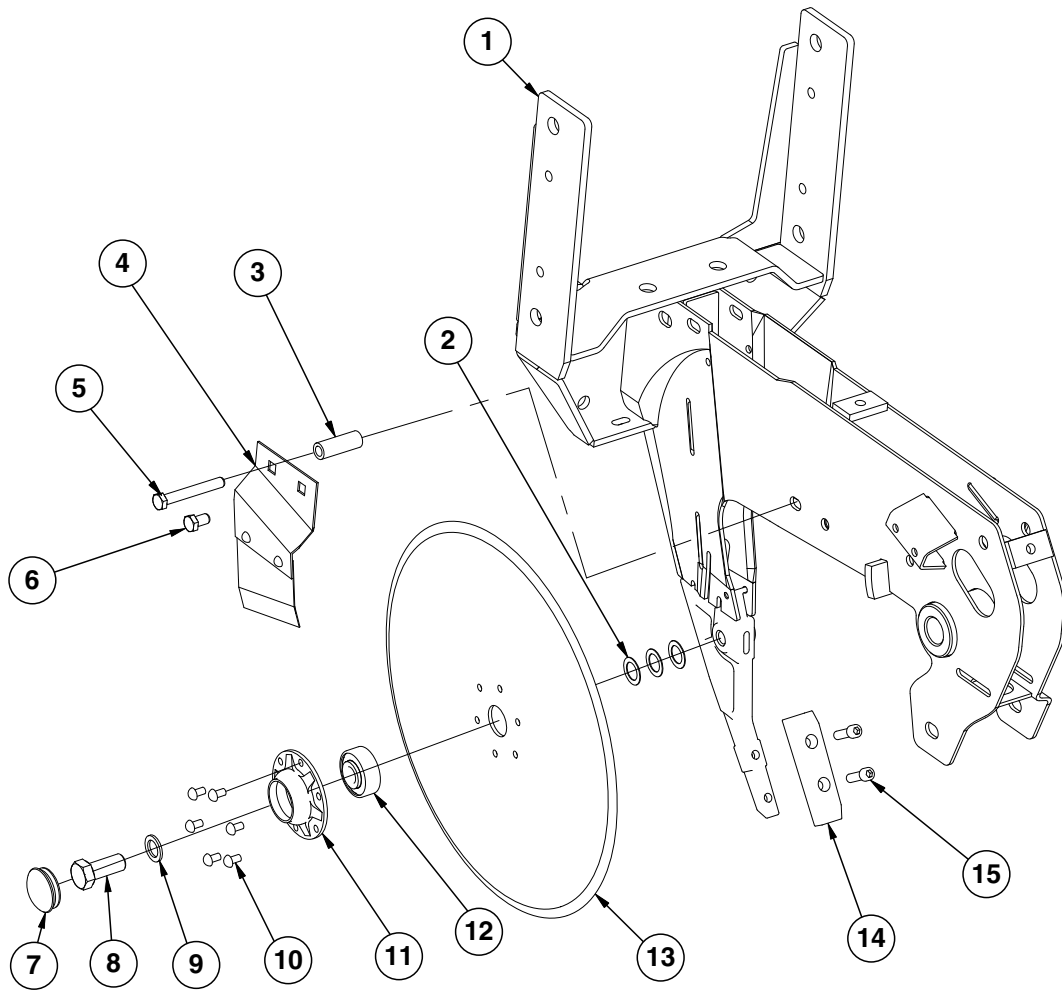
(IP1277)





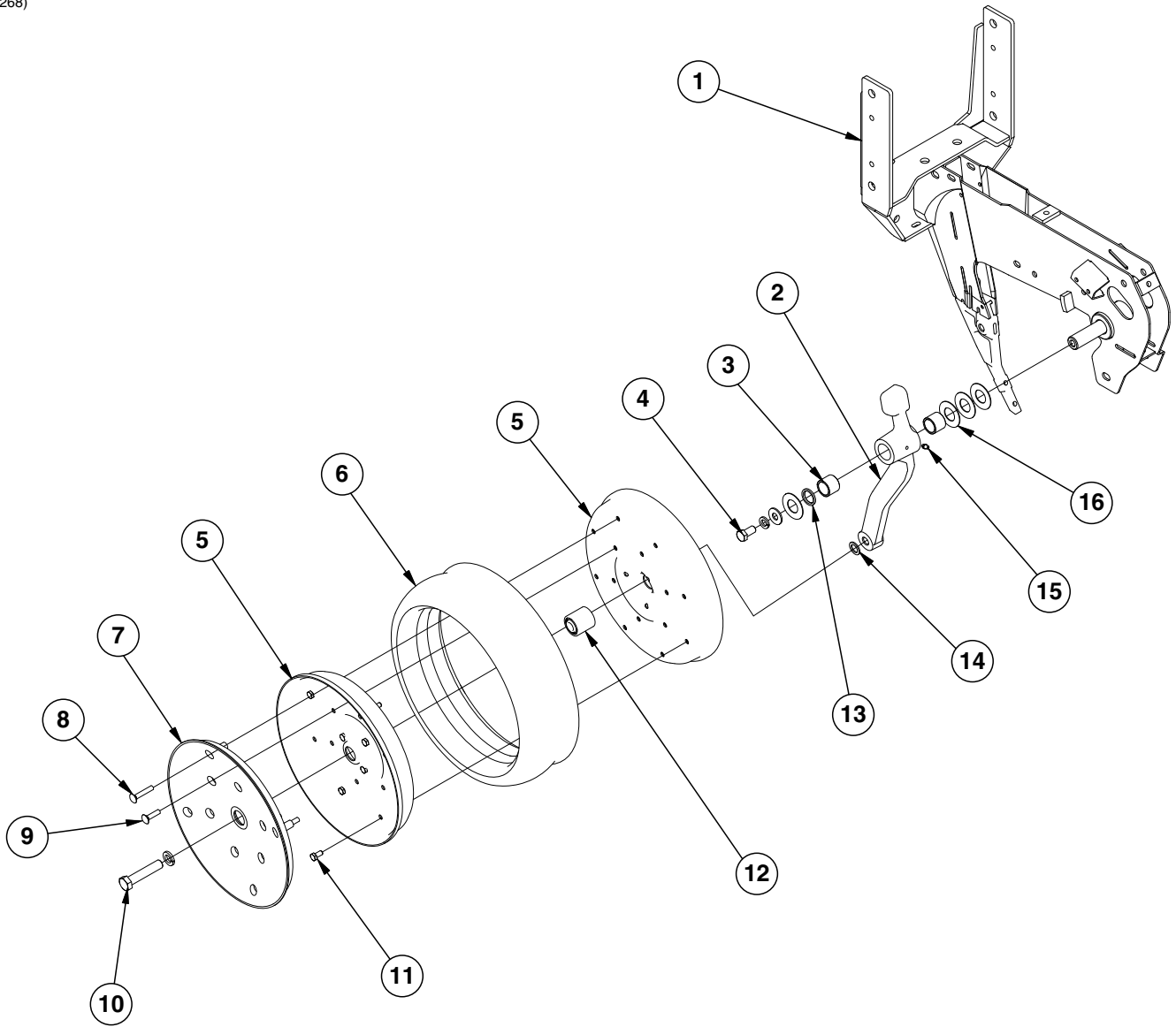
ITEM	PART NO.	QTY. (Per Row)	DESCRIPTION
1	GD17039	2	U-Bolt, 7" x 7" x 5/8"-11
	G10230	4	Lock Washer, 5/8"
	G10104	4	Hex Nut, 5/8"-11
2	GD10036	1	Mounting Support Plate
3	GB0218	8	Bushing, 2 1/32" I.D. x 7/8" O.D. x 1 9/32" Long
4	GD11422	2	Upper Parallel Arm
5	G11391	8	Flat Washer, 5/8" SAE
6	G10732	4	Hex Head Cap Screw, 5/8"-18 x 2"
	G11514	4	Non-Serrated Locknut, 5/8"-18
7	GB0186	2	Spring Anchor
8	GD14217	2	Tab Lock Pin, 7/16" x 1 1/2"
9	GD8249	4	Standard Down Pressure Spring
	GD21337		Heavy Duty Down Pressure Spring
10	G10752	2	Hex Head Cap Screw, 5/8"-18 x 2 1/4"
	G11514	2	Non-Serrated Locknut, 5/8"-18
11	GA5651	1	Lower Parallel Arm
12	G10751	2	Hex Head Cap Screw, 5/8"-18 x 1 3/4"
	G11514	2	Non-Serrated Locknut, 5/8"-18
13	GA1720	1	Bearing/Sprocket, 7/8" Hex Bore
14	G10004	2	Hex Head Cap Screw, 3/8"-16 x 1 1/4"
	G11091	2	Serrated Flange Nut, 3/8"-16
15	G10007	4	Hex Head Cap Screw, 5/8"-11 x 1 1/2"
	G10230	4	Lock Washer, 5/8"
	G10104	4	Hex Nut, 5/8"-11
16	GB0366	2	Extension Bracket
17	GA16830	1	Sensor
	GA16868	1	Implement Switch Adapter Cable
	GD24352	1	Sensor Bracket
	GD24126	1	Implement Switch Bracket, Long
	G11491	2	Washer
	G10110	2	Lock Nut, 1/4"-20, Grade B
	G11385	2	Flat Washer, 1/4" SAE
	G10023	2	Hex Head Cap Screw, 1/4"-20 x 3/4"
18	G10152	-	Hex Head Cap Screw, 5/8"-11 x 9"
A	G6325X	-	U-Bolt Package For 5" x 7" Toolbar, Includes: (2) GD1113, (4) G10230, (4) G10104
B	G1K528	-	Implement Switch Kit, Includes: (1)A16868, (1)A16829, and (1)IS826 (Replaces GA13593)

(IP1272)



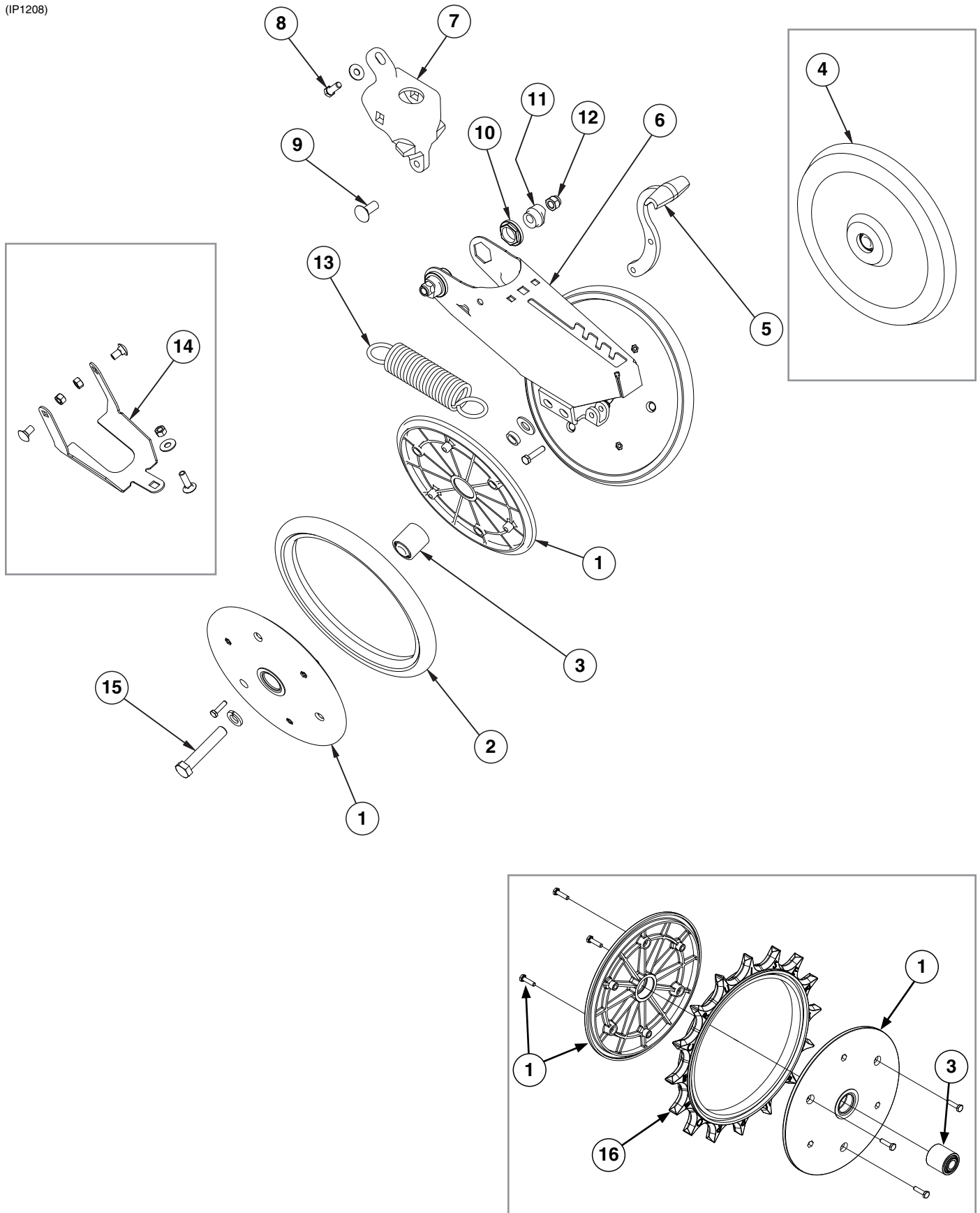
ITEM	PART NO.	QTY. (Per Row)	DESCRIPTION
1	---	-	<a href="#">See "Shank Assembly, Seed Tube, and Depth Adjustment" on page P1</a>
2	G10213	-	Machine Bushing, 5/8" (.030" Thick)(As Required)
3	GD11259	1	Sleeve, 3/8" I.D. x 5/8" O.D. x 1 <sup>25</sup> / <sub>32</sub> " Long
4	GA2012R GA2012L	1 -	Disc Scraper, R.H. Disc Scraper, L.H. (Shown)
5	G10325 G10622	1 1	Hex Head Cap Screw, 3/8"-16 x 2 <sup>3</sup> / <sub>4</sub> " Serrated Flange Nut, 3/8"-16
6	G10328 G10622	2 1	Hex Head Cap Screw, 3/8"-16 x 5/8" Serrated Flange Nut, 3/8"-16
7	GD11845	2	Dust Cap
8	GD11017	1	Special Hex Head Cap Screw, 5/8"-11 x 1 <sup>1</sup> / <sub>2</sub> ", L.H. Threads
9	G10204	2	Special Machine Bushing, 5/8" x 1" O.D.
10	G10427	12	Rivet, 1/4" x 1/2"
11	GD10473	2	Bearing Housing
12	GA2014	2	Bearing
13	GD11306	2	Disc Blade, 3.5 mm x 15"
14	GB0301	1	Seed Tube Guard/Inner Scraper
15	G10912	2	Hex Socket Head Cap Screw, 5/16"-18 x 1", Grade 8
A	GA8324	-	Disc Blade/Bearing Assembly, Less Dust Cap (Items 10-13)

(IP1268)



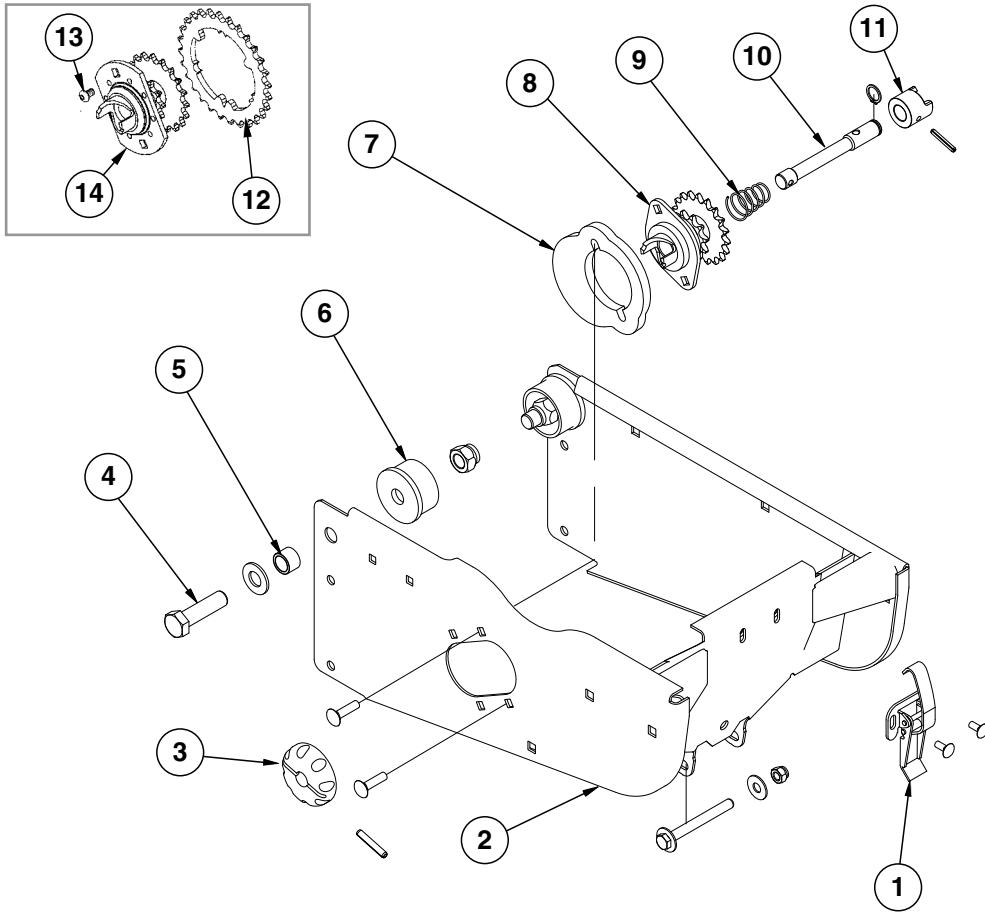
ITEM	PART NO.	QTY. (Per Row)	DESCRIPTION
1	---	-	<a href="#">See "Shank Assembly, Seed Tube, and Depth Adjustment" on page P1</a>
2	GA7975	1	Wheel Arm W/Grease Fitting, Bushings And Seals, L.H. (Shown) (Includes Items 3 and 13)
	GA7976	1	Wheel Arm W/Grease Fitting, Bushings And Seals, R.H. (Includes Items 3 and 13)
3	GB0276	2	Bushing, 1" I.D. x 1¼" O.D. x 1" Long (Per Arm)
4	G10014	1	Hex Head Cap Screw, ½"-13 x 1"
	G10228	2	Lock Washer, ½"
	G10216	2	Washer, ½" USS
5	GD31466	4	Half Wheel (Black)
6	GD1086	2	Tire
7	GD11453	2	Cover
8	G10924	8	Carriage Bolt, ⅝"-18 x 1¾"
	G10620	8	Serrated Flange Nut, ⅝"-18
9	G10338	12	Carriage Bolt, ⅝"-18 x 1¼"
	G10620	12	Serrated Flange Nut, ⅝"-18
10	G10010	2	Hex Head Cap Screw, ⅝"-11 x 3"
11	G10018	14	Hex Head Cap Screw, ⅝"-18 x ⅝"
	G10109	14	Lock Nut, ⅝"-18, Grade 8
12	GA6171	2	Bearing
13	GD10991	2	Seal (Per Arm)
14	G10204	2	Special Machine Bushing, ⅝" x 1" O.D.
15	G10640	1	Grease Fitting, ¼"-28 (Per Arm)
16	G10940	-	Machine Bushing, 1" (.048" Thick)
A	GA7949	-	Gauge Wheel Complete (Items 5-9 And 11-12)
B	G1K296	-	Gauge Wheel Arm Bushing And Seal Driver Kit, Includes: (1) Seal Driver, (1) Bushing Driver, (1) Instruction

(IP1208)



ITEM	PART NO.	QTY. (Per Row)	DESCRIPTION
1	GD9120	4	Nylon Half Wheel
	G10064	12	Hex Head Cap Screw, 1/4"-20 x 1"
2	GD1085	2	Rubber Tire, 1" x 12"
3	GA6171	2	Bearing
4	GA6597	1	Cast Iron Closing Wheel W/Bearing
	GA6171	1	Bearing
5	GB0254	1	Lever
	G10133	1	Hex Head Cap Screw, 5/16"-18 x 1 1/2"
	G10109	1	Lock Nut, 5/16"-18, Grade 8
6	GA15197	1	Arm
7	GB0268	1	Wheel Arm Mount
8	G10001	1	Hex Head Cap Screw, 3/8"-16 x 1"
	G11387	2	Flat Washer, 3/8" SAE
9	G11419	2	Carriage Bolt, 1/2"-13 x 2 1/4"
	G10315	-	Carriage Bolt, 1/2"-13 x 2 1/2" (Used W/Straight Drop In-Furrow Granular Chemical Bracket)
	G11387	-	Flat Washer, 3/8" SAE
10	GB0282	2	Stepped Bushing
11	GB0239	2	Eccentric Bushing
12	G10111	2	Lock Nut, 1/2"-13
13	GD8460	1	Spring
14	G1K345	-	Closing Wheel Shield Kit W/Hardware and Instruction
	GD14065	1	Closing Wheel Shield
	G10599	1	Carriage Bolt, 3/8"-16 x 1 1/4"
	G10308	2	Carriage Bolt, 3/8"-16 x 3/4"
	G10101	3	Hex Nut, 3/8"-16
15	G10013	2	Hex Head Cap Screw, 5/8"-11 x 3 1/2"
	G11391	2	Flat Washer, 5/8" SAE
	GD1109	2	Bushing, 4 1/64" I.D. x 7/8" O.D. x 1/4" Long
	G10230	2	Lock Washer, 5/8"
	G10107	2	Lock Nut, 5/8"-11
16	GD31353	1	Spiked Wheel Insert
A	GA6434	-	Rubber Closing Wheel Complete W/Bearing (Items 1-3)
B	GA22165	-	Spiked Closing Wheel Complete W/Bearing (Items 1, 3, and 16)

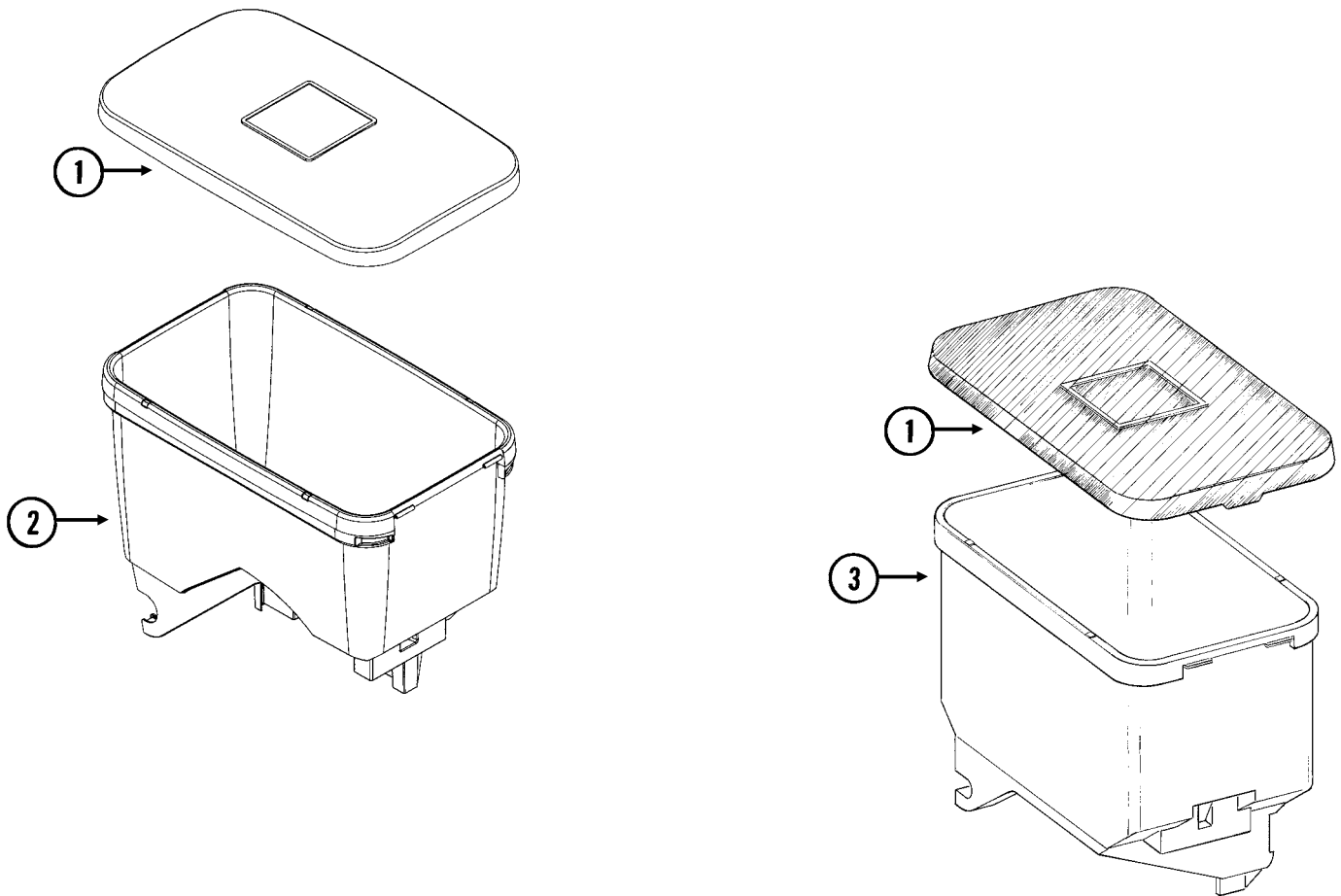
(IP1209)





ITEM	PART NO.	QTY. (Per Row)	DESCRIPTION
1	GA2007	1	Hopper Hold Down Latch
	G10621	2	Serrated Flange Nut, 1/4"-20
	G10309	2	Carriage Bolt, 1/4"-20 x 5/8", Grade 2
2	GA10155	1	Hopper Support
	G10061	1	Hex Head Cap Screw, 3/8"-16 x 3 1/2"
	G11387	2	Flat Washer, 3/8" SAE
	G10108	1	Lock Nut, 3/8"-16
3	GD11239	1	Knob
4	G10752	2	Hex Head Cap Screw, 5/8"-18 x 2 1/4"
	G11391	2	Flat Washer, 5/8" SAE
	G10412	2	Lock Nut, 5/8"-18
5	GB0218	2	Bushing, 2 1/32" I.D. x 7/8" O.D. x 1 9/32" Long
6	GB0314	2	Hopper Mount
7	GB0331	1	Clutch Adapter Plate
	G10620	2	Serrated Flange Nut, 5/16"-18
	G10338	2	Carriage Bolt, 5/16"-18 x 1 1/4"
8	GA10137	1	Double Sprocket And Bearing, Drive Clutch, 11/19 Tooth (Mechanical)
	GA12143	1	Double Sprocket And Bearing, Drive Clutch, 11/28 Tooth (Vacuum)
9	GD11413	1	Spring
10	GD29507	1	Clutch Shaft
	G10567	1	External Retaining Ring, 5/8"
11	GB0278	1	Coupler
	G10602	1	Spring Pin, 1/4" x 1 1/2"
12	GD17192	1	Bolt-On Sprocket, 28 Tooth
13	G11222	3	Hex Socket Button Head Cap Screw, 5/16"-18 x 1/2", Stainless Steel
	G10620	3	Serrated Flange Nut, 5/16"-18
14	GA10137	1	Double Sprocket And Bearing, Drive Clutch, 11/19 Tooth
A	GA20640	-	Seed Meter Clutch Assembly, 11/28 Tooth (Items 3 And 8-11) (Vacuum Shown)
B	GA10151	-	Seed Meter Clutch Assembly, 11/19 Tooth (Items 3 And 8-11)

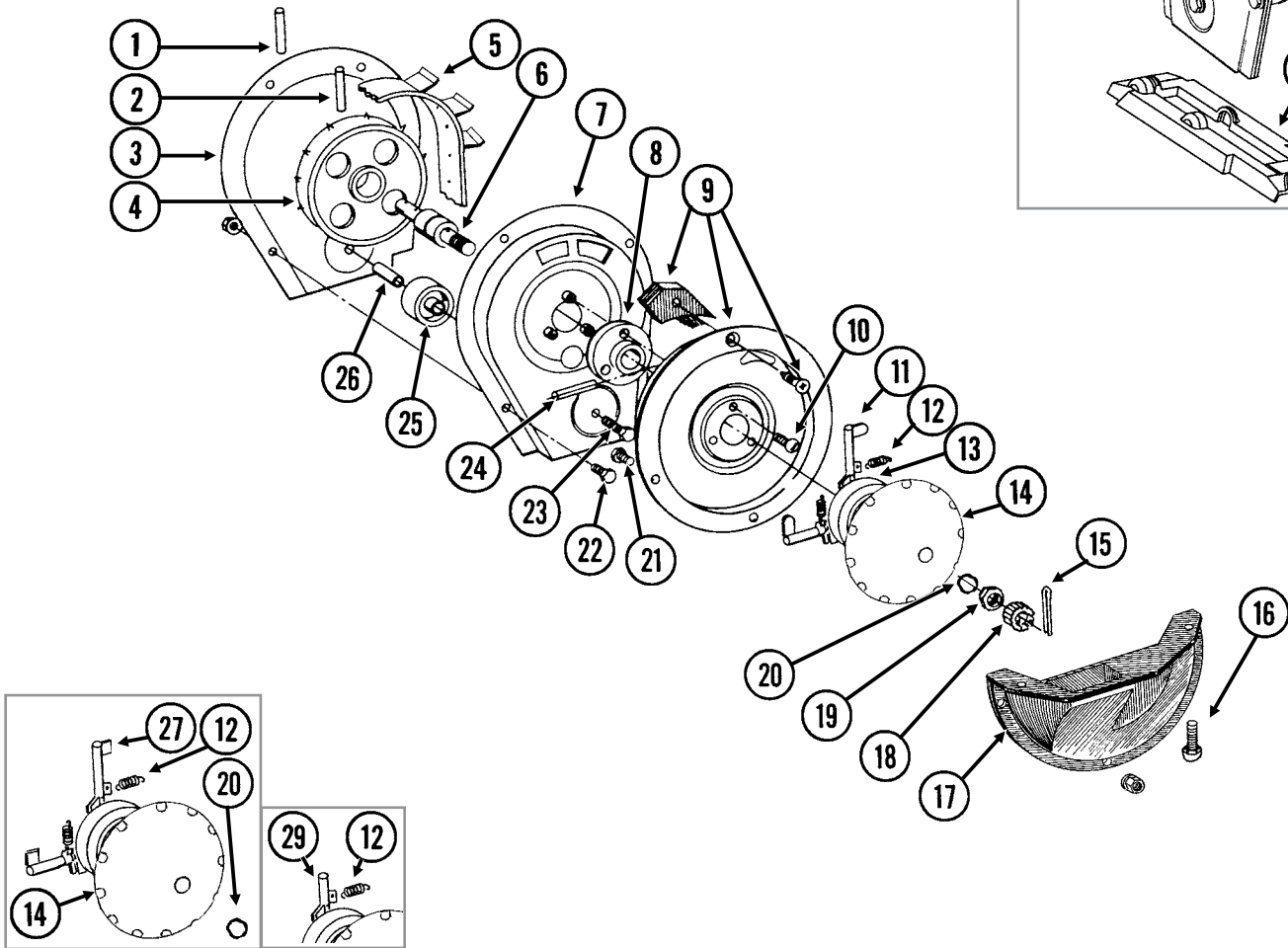
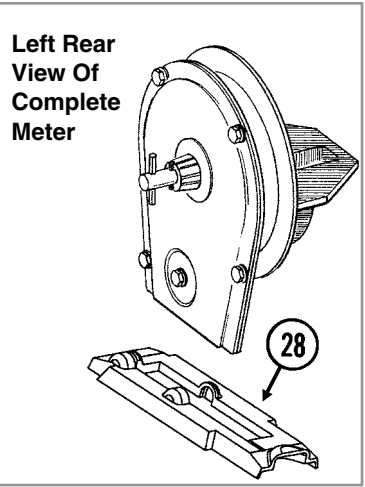
(METR12/RU87e)



ITEM	PART NO.	QTY.	DESCRIPTION
1	GD11279	1	Lid
2	GA20254 GD12561	1 -	Seed Hopper (Vacuum) Threaded Insert, 5/16"-18
3	GA9714 GD12561	1 -	Seed Hopper, Reinforced (Mechanical) Threaded Insert, 5/16"-18

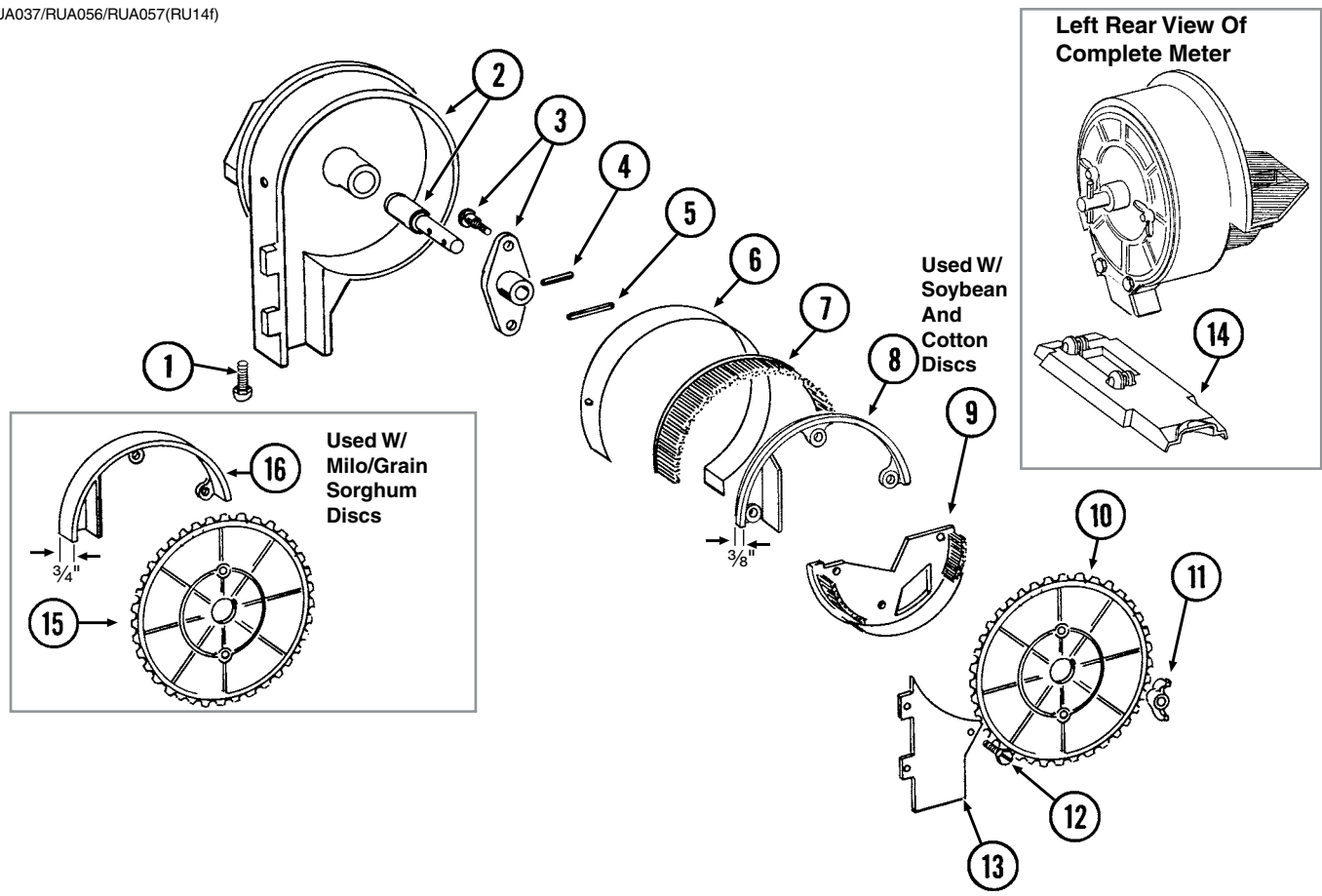
**This page left blank intentionally.**

RUA015/RUA056/RUA057(RU13k/RU13d)



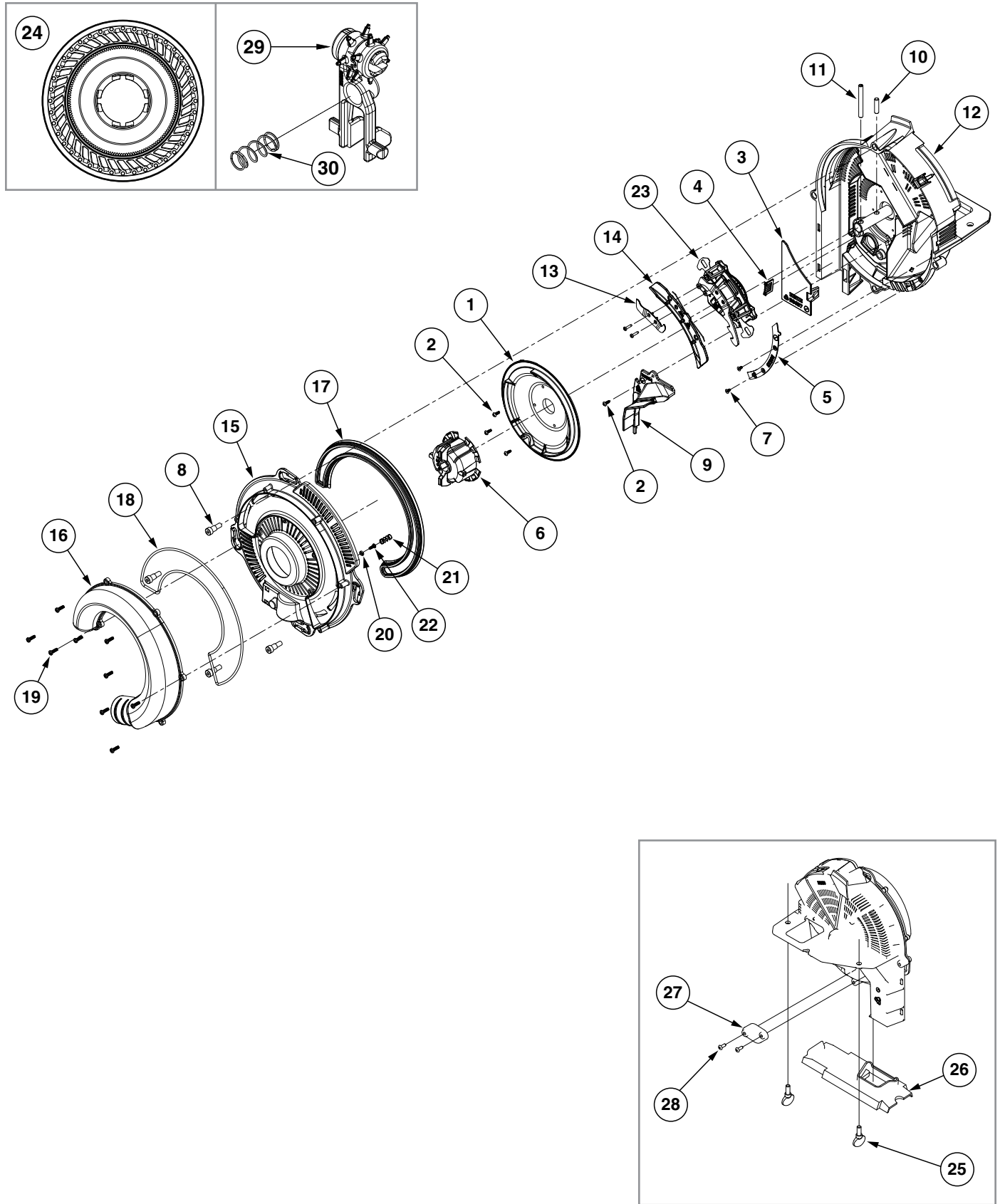
ITEM	PART NO.	QTY. (Per Row)	DESCRIPTION
1	G10602	1	Spring Pin, 1/4" x 1 1/2"
2	G10604	1	Spring Pin, 3/16" x 1 1/2"
3	GD26419	1	Housing Cover
4	GD1041	1	Belt Drive Sprocket
5	GD11286	1	Seed Belt
6	GA2019	1	Bearing
7	GA18201	1	Conveyor Housing
8	GB0110	1	Bearing Housing
9	GR1569	1	Carrier Plate W/Brush And Screw (Corn)
	GR0664	-	Carrier Plate W/Brush And Screw (Sunflower)
	GA2020	-	Brush
	G10690	-	Rolling Thread Screw, No. 10 x 3/4"
10	G10401	3	Slotted Hex Washer Head Screw, No. 10-32 x 5/8"
11	GD18704	12	Finger, Corn
12	GD19790	12	Spring
13	GB0410	1	Cam
14	GD11528	1	Finger Holder
15	G10470	1	Cotter Pin, 5/32" x 1"
16	G11009	2	Locking Thumbscrew, 5/16"-18 x 3/4"
17	GD11311	1	Seed Baffle
18	GD1083	1	Cover Nut
19	G10500	1	Jam Nut, 5/8"-18 UNF
20	GA8343	1	Wave Washer, 5/8" (Triple Wave)
21	G10020	3	Hex Head Cap Screw, 1/4"-20 x 5/8"
	G10323	3	Hex Flange Nut, 1/4"-20, No Serrations
22	G10022	4	Hex Head Cap Screw, 1/4"-20 x 1/2"
	G10621	4	Serrated Flange Nut, 1/4"-20
23	G10021	1	Hex Head Cap Screw, 1/4"-20 x 1 1/2"
	G10621	1	Serrated Flange Nut, 1/4"-20
24	G10603	1	Spring Pin, 1/4" x 1 1/4"
25	GD1042	1	Idler
26	GB0120	1	Bushing, 1 7/64" I.D. x 1 1/32" Long
27	GD19333	12	Finger, Oil Sunflower
28	GD15698	1	Shank Cover, Finger Pickup Seed Meter
29	GD11787	-	Half Rate Blank Finger
A	GR1848	-	Finger Assembly, Corn (Items 11-14 And 20)
B	GR2154	-	Finger Assembly, Oil Sunflower (Items 12, 14, 20, 27 And 30)
C	700-01078	-	Corn Meter Assembly (Items 1-26 and 28)

RUA037/RUA056/RUA057(RU14f)



ITEM	PART NO.	QTY. (Per Row)	DESCRIPTION
1	G11009	2	Locking Thumbscrew, 5/16"-18 x 3/4"
2	GA18208	1	Housing W/Bearing
	GA5698	-	Bearing
3	GA6038	1	Hub W/Shoulder Bolts
	GD1755	-	Shoulder Bolt, 1/4"-20 (2 Used)
4	G10603	1	Spring Pin, 1/4" x 1 1/4"
5	G10602	1	Spring Pin, 1/4" x 1 1/2"
6	GD8778	1	Wear Strip
7	GA5699	1	Upper Brush
8	GD11122	1	Upper Brush Retainer (Used W/Soybean And Cotton Discs)
9	GA5834	1	Lower Brush
10	GA5794	-	Seed Disc, Soybean, 60 Cell, Black Color-Coded
	GA6184	-	Seed Disc, Specialty Soybean, 48 Cell, Dark Blue Color-Coded
	GA5796	-	Seed Disc, Cotton, Acid-Delinted, 30 Cell, White Color-Coded
	GA6168	-	Seed Disc, Large Cotton, Acid-Delinted, 36 Cell, Tan Color-Coded
	GA6478	-	Seed Disc, High-Rate Cotton, Acid-Delinted, 48 Cell, Light Green Color-Coded
	GA6182	-	Seed Disc, Hill-Drop Cotton, Acid-Delinted, 12 Cell, Brown Color-Coded
	GA7255	-	Seed Disc, Small Hill-Drop Cotton, Acid-Delinted, 12 Cell, Dark Green Color-Coded
11	G10531	2	Wing Nut W/Nylon Insert, 1/4"-20
12	G11151	9	Hex Washer Head Screw, No. 10-16 x 1/2"
	G10634	-	Slotted Tap Screw, No. 10-24 x 5/8" (Use As Required)
13	GD7878	1	Cover
14	GD15699	1	Shank Cover, Brush-Type Seed Meter
15	GA5982	-	Seed Disc, Small Milo/Grain Sorghum, 30 Cell, Red Color-Coded
	GA6187	-	Seed Disc, Large Milo/Grain Sorghum, 30 Cell, Light Blue Color-Coded
	GA5795	-	Seed Disc, High-Rate Small Milo/Grain Sorghum, 60 Cell, Red Color-Coded
	GA6633	-	Seed Disc, High-Rate Large Milo/Grain Sorghum, 60 Cell, Yellow Color-Coded
16	GD8237	-	Upper Brush Retainer (Used W/Milo/Grain Sorghum Discs)
A	700-01079	-	Brush Meter (Items 1-9 and 11-14)

(IP1507)

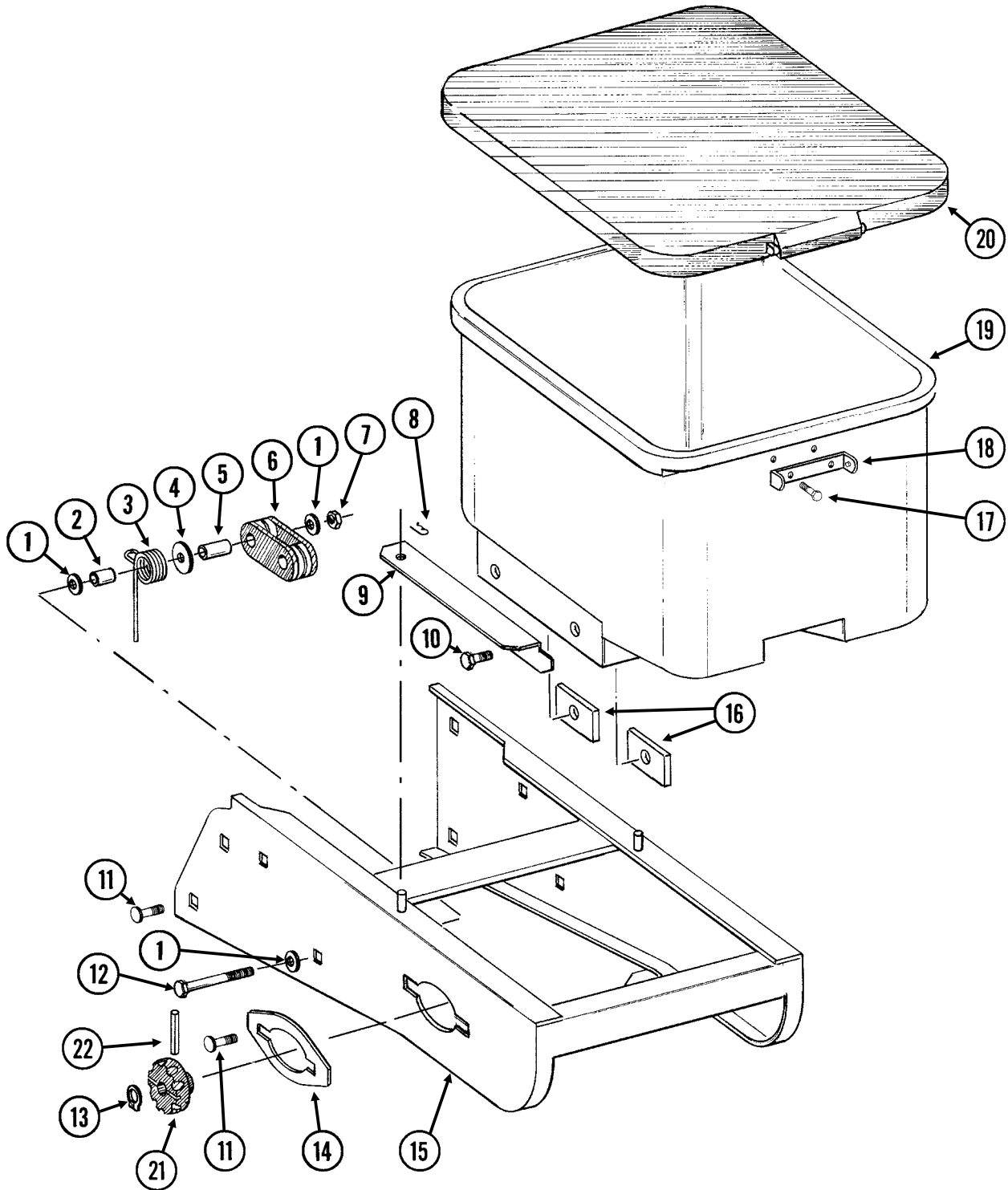




ITEM	PART NO.	QTY.	DESCRIPTION
1	GB0815	1	Shield
2	G11619	4	Phillips Pan Head Tapping Screw, No. 6-19 x 3/8"
3	GB0697	1	Chute Cover
4	GB0780	1	Brush
5	GB0823	1	Baffle
6	GB0816	1	Disc Hub
7	G11618	2	Torx Flat Head Tapping Screw, No. 6-19 x 1/4"
8	G11172	4	Hex Socket Head Shoulder Screw, 1/4"-20 x 3/8", Stainless Steel
9	GA20746	1	Brush Assembly
10	G11448	1	Pin, 1/4" x 1"
11	G10475	1	Spring Pin, 1/4" x 2 1/4"
12	GA22213	1	Meter Housing W/Bearing
13	GB0809	1	Inner Blade
	GB0958	1	Outer Blade
	G11693	-	Torx Flat Head Machine Screw, No. 4-40 x 1/2"
14	GA20110	1	Singulator Guide Sub Assembly
	GD28776	1	Spring
	GB0902	1	Singulator Guide
	GB0910	1	Singulator Guide Mount
15	GB0920	1	Cover
16	GB0818	1	Vacuum Port, Pull Row Unit
17	GB0676	1	Lip Seal
18	GD26593	1	Gasket Housing
19	G11556	9	Phillips Pan Head Tapping Screw, 6-19 x 1/2"
20	GB0907	1	Retainer Spring
21	GD25147	1	Compression Spring
22	G11619	1	Phillips Pan Head Tapping Screw, No. 6-19 x 3/8"
23	GA18775	1	Singulator Assembly (Includes Items 13 and 14)
24	*G9040X	1	Seed Disc, Corn, 40 Cell, Light Blue Color-Coded, Ejector Wheel, and Spring
	*G9041X	-	Seed Disc, Soybean, 120 Cell, Black Color-Coded, Ejector Wheel, and Spring
	*G9043X	-	Seed Disc, Sugar Beets/Milo, Dark Orange Color-Coded, Ejector Wheel, and Spring
	*G9042X	-	Seed Disc, Sunflower, 40 Cell, Gray Color-Coded, Ejector Wheel, and Spring
	*G9272X	-	Seed Disc, Cotton, 60 Cell, Green Color-Coded, Ejector Wheel, and Spring
	*G9273X	-	Seed Disc, Black Turtle and Navy Edible Bean and Popcorn, 60 Cell, Brown Color-Coded, Ejector Wheel, and Spring
	*G9308X	-	Seed Disc, Pinto and Great Northern Edible Beans and Low-Rate Soybean, 60 Cell, Dark Blue Color Coded, Ejector Wheel, and Spring
25	G11009	2	Locking Thumbscrew, 5/16"-18 x 3/4"
26	GB0926	1	Shank Cover
27	GD28631	1	Cover Plate
28	G11281	2	Hex Button Head Cap Screw, 10-24 x 1/2"
29	GA19112	-	Ejector Arm, Corn
	GA19113	-	Ejector Arm, Soybean
	GA19114	-	Ejector Arm, Sunflower
	GA19115	-	Ejector Arm, Beets/Milo
	GA20346	-	Ejector Arm, Black Turtle, Navy, Pinto, and Great Northern Edible Bean, Popcorn, and Low-Rate Soybean
30	GD25147	-	Compression Spring
A	G9277X	-	Vacuum Meter Assembly, Pull Row Unit (Items 1-23 and 25-28)
B	GA20622	-	Cover Assembly (Items 15-22)

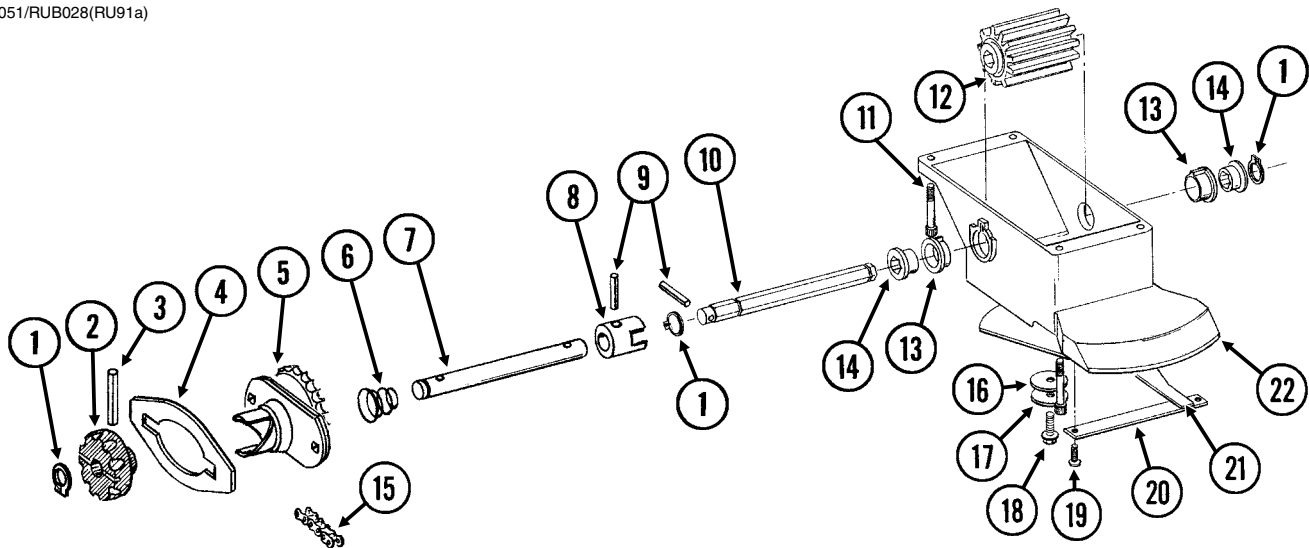
\*Includes seed disc, ejector wheel, and spring.

(METR14d)



ITEM	PART NO.	QTY. (Per Row)	DESCRIPTION
1	G11387	3	Flat Washer, 3/8" SAE
2	GD2971-10	1	Sleeve, 9/16" Long
3	GD11219	1	Spring
4	G10201	1	Special Washer, 3/8" x 1 1/2" O.D.
5	GD1026	1	Sleeve, 1 3/16" Long
6	GD11962	1	Idler
7	G10108	1	Lock Nut, 3/8"-16
8	G10670	2	Hair Pin Clip, No. 3
9	GD1059L	1	Support, L.H. (Shown)
	GD1059R	1	Support, R.H.
10	G10002	4	Hex Head Cap Screw, 3/8"-16 x 3/4"
	G10229	4	Lock Washer, 3/8"
11	G10312	8	Carriage Bolt, 5/16"-18 x 3/4"
	G10620	8	Serrated Flange Nut, 5/16"-18
12	G10325	1	Hex Head Cap Screw, 3/8"-16 x 2 3/4"
13	G10567	3	External Retaining Ring, 5/8"
14	GD11305	1	Plate
15	A10759	1	Hopper Panel Extension (Non-Stock Item) (Sub Wholegoods Order Code 700-01099)
16	GD11424	4	Block
17	G10023	2	Hex Head Cap Screw, 1/4"-20 x 3/4"
	G10621	2	Serrated Flange Nut, 1/4"-20
18	GD1060	1	Hinge
19	GA8371	1	Hopper
20	GA4444	1	Lid
21	GD11239	1	Knob
22	G10602	1	Spring Pin, 1/4" x 1 1/2"

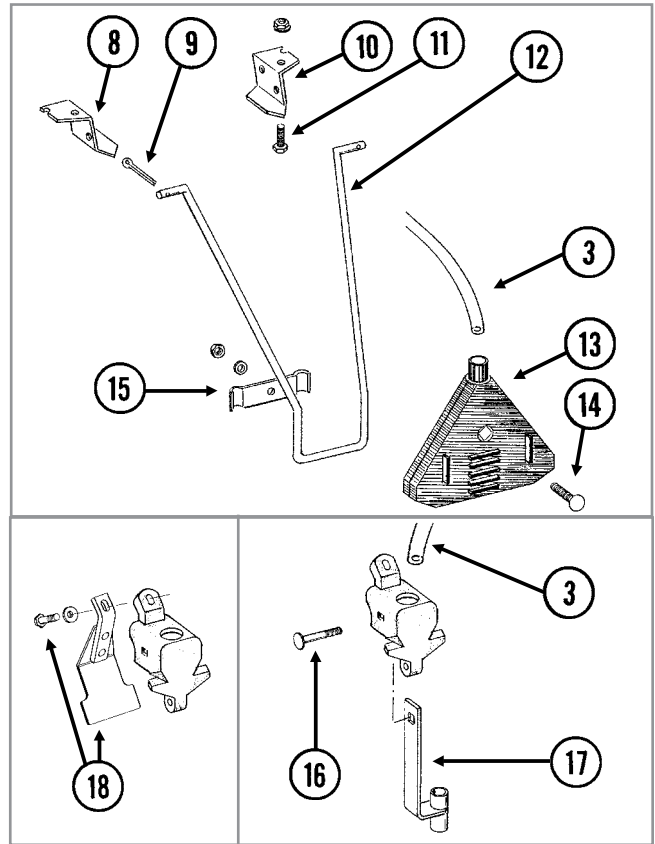
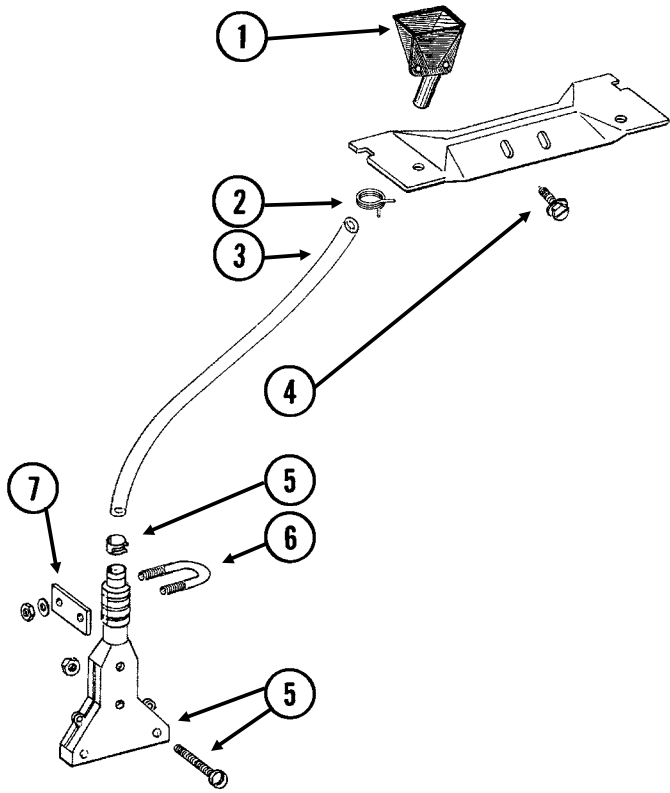
RUA051/RUB028(RU91a)



ITEM	PART NO.	QTY. (Per Row)	DESCRIPTION
1	G10567	3	External Retaining Ring, 5/8"
2	GD11239	1	Knob
3	G10602	1	Spring Pin, 1/4" x 1 1/2"
4	---	-	<a href="#">See "Granular Chemical Hopper and Hopper Panel Extension" on page P23</a>
5	GA8364	1	Sprocket And Bearing, Drive Clutch, 24 Tooth
6	GD11413	1	Spring
7	GD11240	1	Shaft
8	GB0278	1	Coupler
9	G10546	2	Spring Pin, 3/16" x 1 1/4"
10	GD11297	1	Shaft
11	G11793	4	Hex Socket Head Cap Screw, No. 10-24 x 7/8"
	G10257	4	Lock Washer, No. 10
12	GD7148	1	Feed Roller, Hex Bore
13	GB0115	2	Bearing
14	GD7258	2	Hex Bushing
15	G3303-108	1	Chain, No. 41, 108 Pitch Including Connector Link (Vacuum)
	G3303-114	-	Chain, No. 41, 114 Pitch Including Connector Link (Mechanical)
	GR0196	1	Connector Link, No. 41
16	G10660	1	Wave Washer, 1/2"
17	G11385	1	Flat Washer, 1/4" SAE
18	G10570	1	Slotted Hex Self-Tapping Screw, 1/4"-20 x 3/4"
19	G11073	2	Slotted Hex Self-Tapping Screw, No. 10 x 3/8"
20	GD1061	1	Support Strap
21	GD1063	1	Metering Gate
22	GB0116	1	Granular Housing
A	GA8326	-	Granular Chemical Meter Complete (Items 1, 9, 10, 12-14, and 16-22)
B	GA8366	-	Granular Chemical Meter Clutch (Items 1-3 and 5-9)

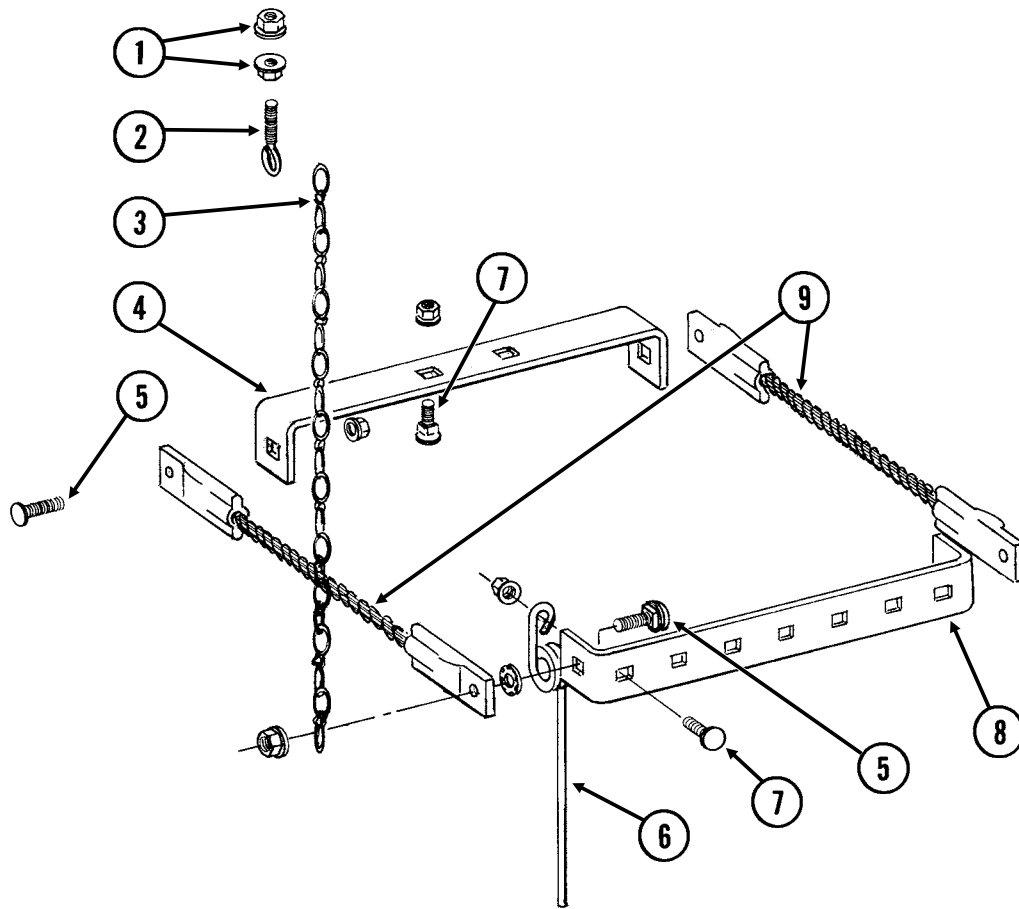
**This page left blank intentionally.**

RUA061/RUA073(RU101mm/RU83m)



ITEM	PART NO.	QTY.	DESCRIPTION
1	GD2423	1	Funnel
2	G11209	1	Wire Hose Clamp, ¾"
3	GD2947	1	Hose, 7/16" x 28"
4	G10523	2	Slotted Pan Head Self-Tapping Screw, No. 10 x ½"
5	GA6907	1	Slope-Compensating Bander W/Hardware (4½" Band Width)
	G10864	1	Uni-Clamp
	G10757	2	Pan Head Screw, No. 10-32 x 1¼"
	G10758	2	Hex Nut, No. 10-32
6	GD10963	1	U-Bolt, 1½" x 1⅝" x ¼"-20
	G11385	2	Flat Washer, ¼" SAE
	G10110	2	Lock Nut, ¼"-20, Grade B
7	GD10984	1	Spacer
8	GD1115L	-	Hanger Bracket, L.H.
9	G10452	-	Cotter Pin, ⅛" x ½"
10	GD1115R	-	Hanger Bracket, R.H.
11	G10310	-	Carriage Bolt, ¼"-20 x ¾", Grade 2
	G10227	-	Lock Washer, ¼"
	G10103	-	Hex Nut, ¼"-20
12	GD1116	-	Hanger
13	GA2075	-	Diffuser, 14" Band
14	G10306	-	Carriage Bolt, ⅜"-16 x 2"
	G10229	-	Lock Washer, ⅜"
	G10101	-	Hex Nut, ⅜"-16
15	GD1118	-	Clamp
16	G10315	1	Carriage Bolt, ½"-13 x 2½" (Replaces Existing ½" x 2¼" Hardware)
17	GA6741	1	Bracket (Straight Drop In-Furrow)
18	G1K385	-	Bander Shield Kit W/Hardware And Instruction
	G10003	1	Hex Head Cap Screw, ⅜"-16 x 1½"
	G11387	1	Flat Washer, ⅜" SAE

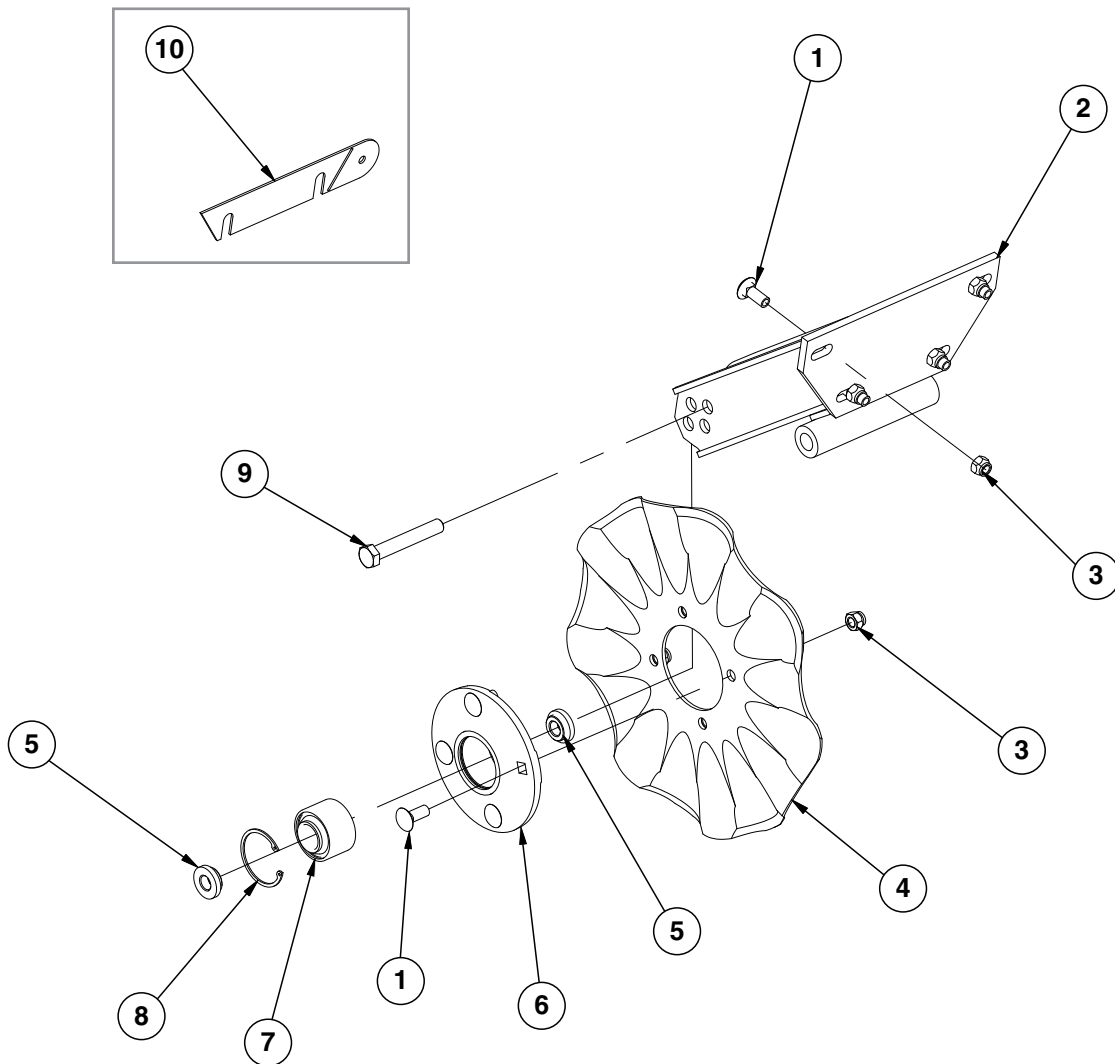
RUA055(RU95)



ITEM	PART NO.	QTY. (Per Row)	DESCRIPTION
1	G10621	4	Serrated Flange Nut, 1/4"-20
2	GD2460	2	Eyebolt, 1/4"-20
3	G3305-01	2	Twin Loop Chain, 9 Links
4	GD1143	1	Front Bracket
5	G10305	4	Carriage Bolt, 3/8"-16 x 1"
	G10529	4	External Tooth Lock Washer, 3/8"
	G10622	4	Serrated Flange Nut, 3/8"-16
6	GD1145	7	Spring Tooth
7	G10305	9	Carriage Bolt, 3/8"-16 x 1"
	G10622	9	Serrated Flange Nut, 3/8"-16
8	GD1144	1	Rear Bracket
9	GA2094	2	Cable Assembly

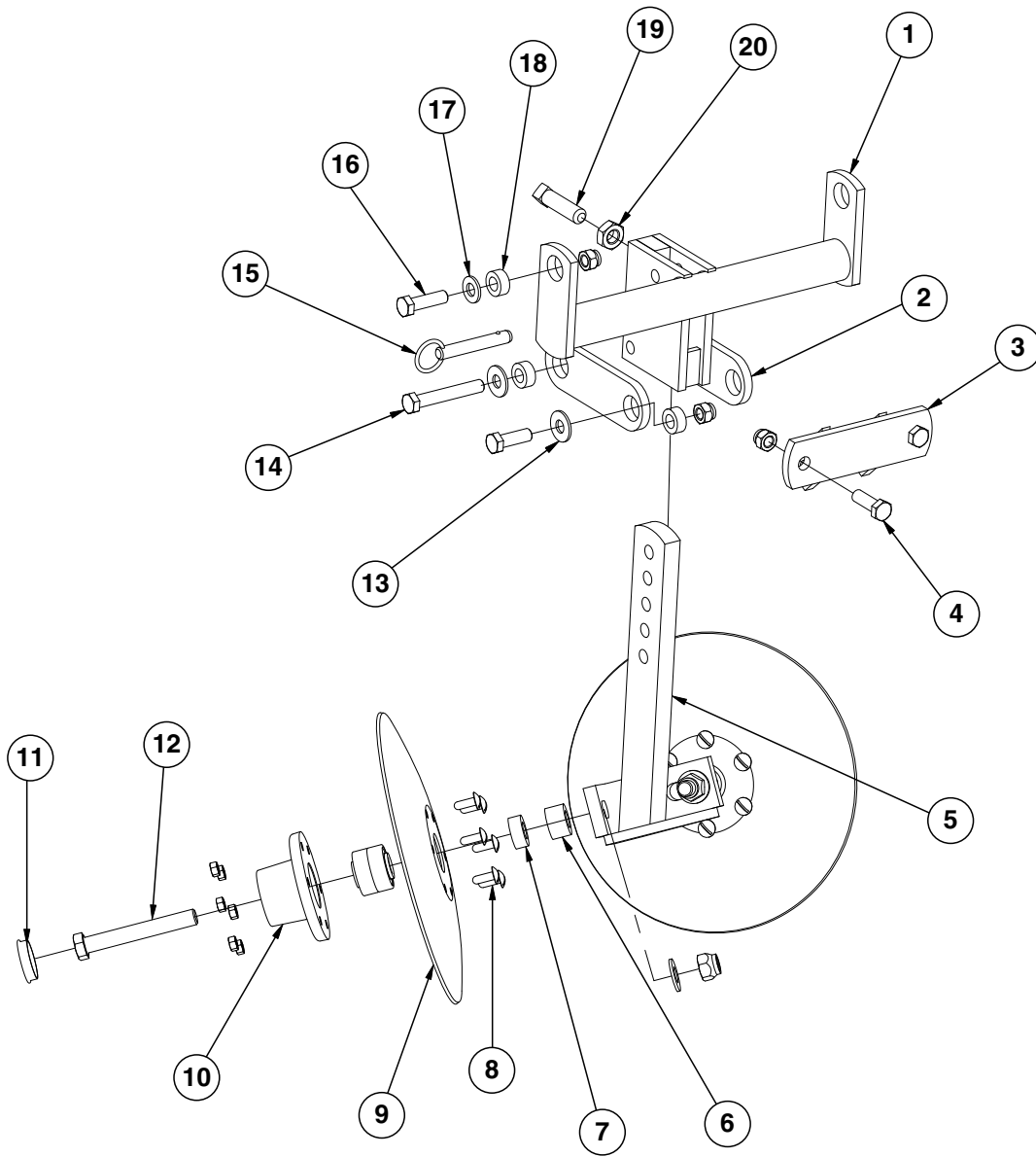


(IP1279)



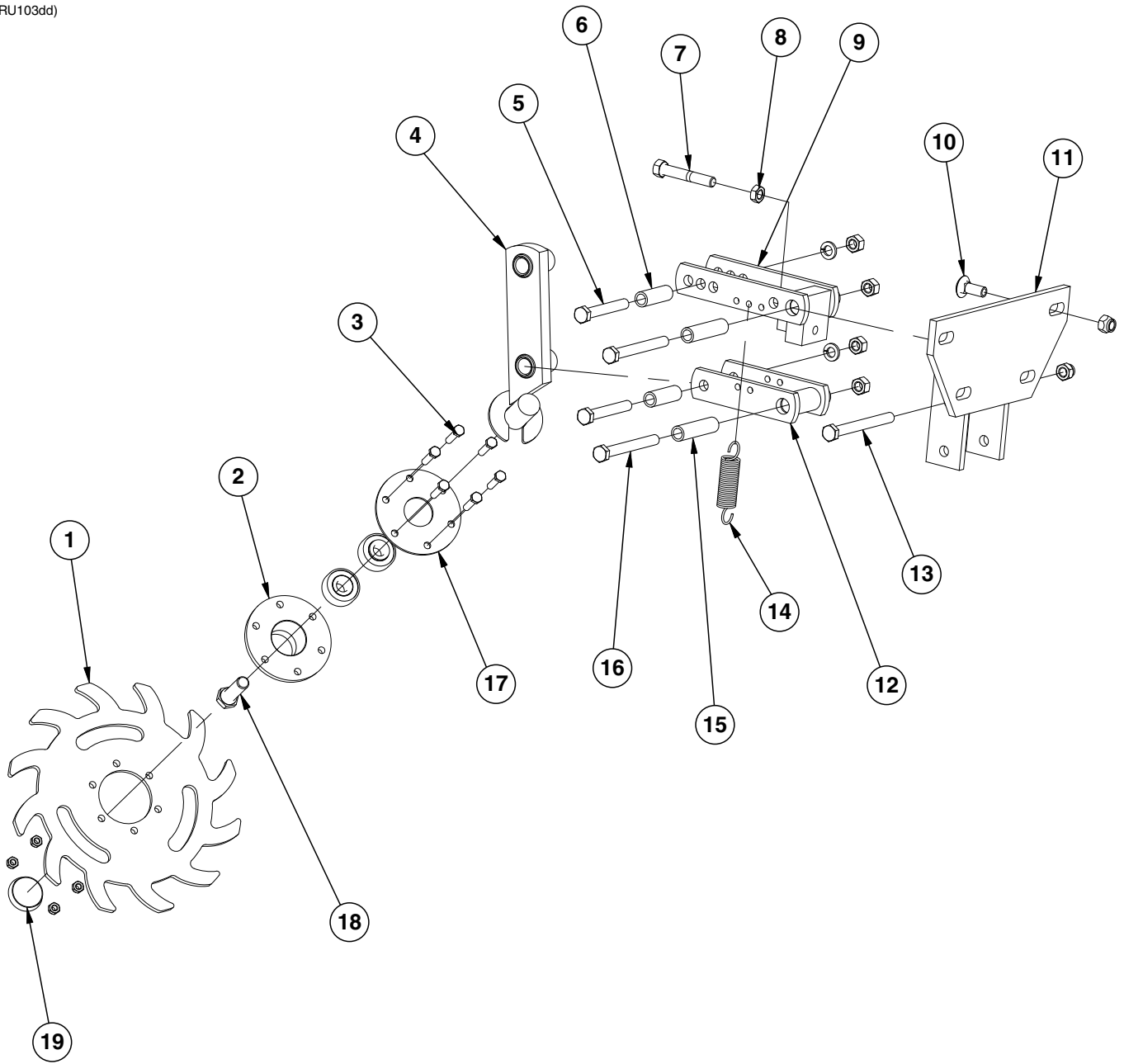
ITEM	PART NO.	QTY. (Per Row)	DESCRIPTION
1	G10574	8	Carriage Bolt, 1/2"-13 x 1 1/4"
2	GA11520	1	Arm
3	G10111	8	Lock Nut, 1/2"-13
4	GD7803	1	Disc Blade, Fluted, 1", 8 Flutes (Shown)
	GD7804	-	Disc Blade, Bubbled, 1"
	GD9254	-	Disc Blade, Fluted, 3/4", 13 Flutes
5	GD11677	2	Adapter
6	GA8641	1	Hub W/Bearing And Retaining Ring (Includes items 7 and 8)
7	GA8603	1	Bearing, Double Row
8	GD19292	1	Retaining Ring (Square), 27/16"
9	G10036	1	Hex Head Cap Screw, 5/8"-11 x 4"
	G10107	1	Lock Nut, 5/8"-11
10	GD14398	1	Spacer

(IP1284)



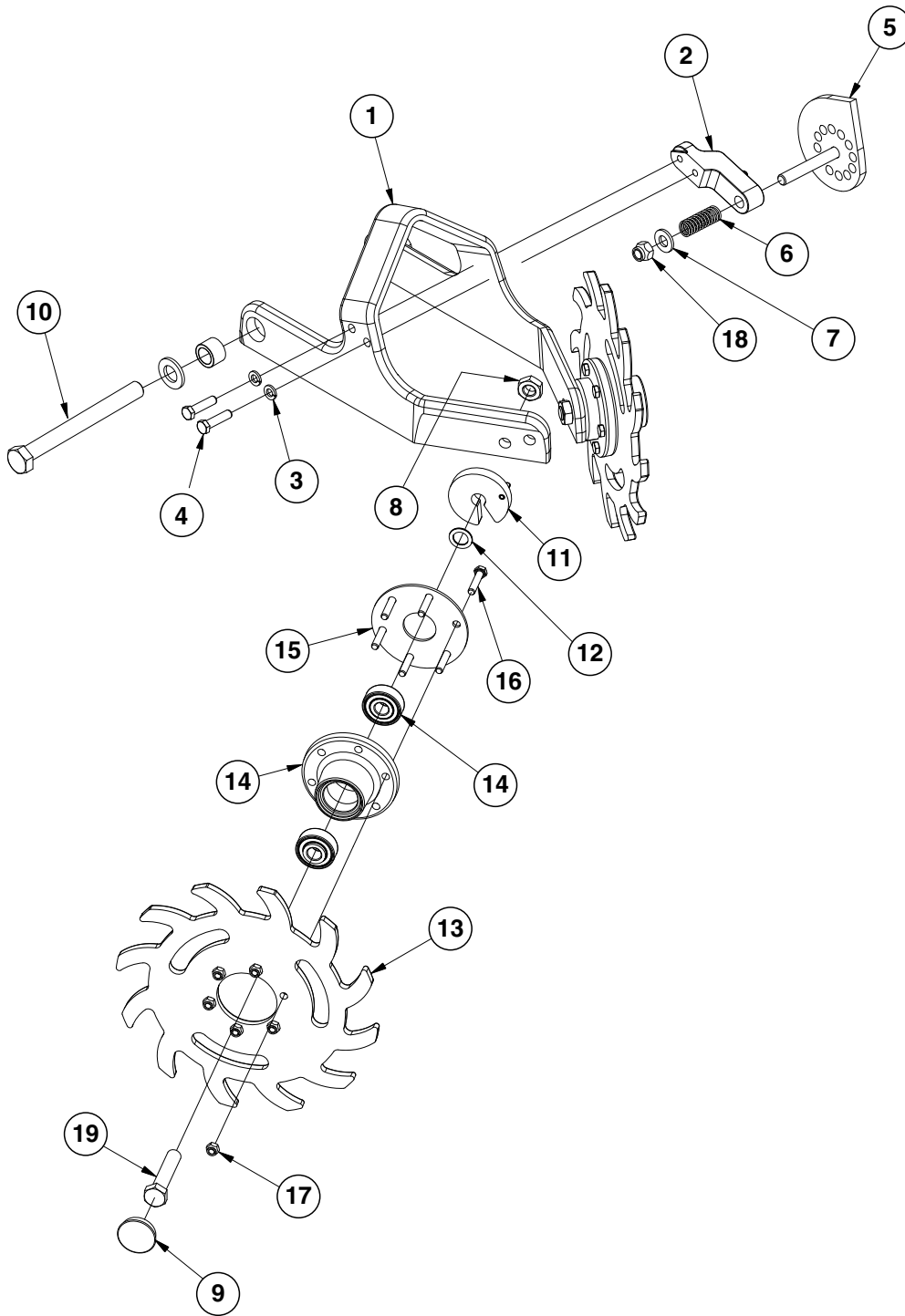
ITEM	PART NO.	QTY. (Per Row)	DESCRIPTION
1	GA5719	1	Mounting Bracket
2	GD7890	2	Link
3	GA5715	1	Anchor
4	G10017	2	Hex Head Cap Screw, 1/2"-13 x 1 1/2"
	G10111	2	Lock Nut, 1/2"-13
5	GA5718	1	Support Arm
6	GD7817-01	2	Spacer, 1 1/16" I.D. x 3/4" Long
7	GD7817-04	2	Spacer, 1 1/16" I.D. x 1/2" Long
8	G10572	12	Truss Head Slotted Machine Screw, 5/16"-18 x 7/8"
	G10106	12	Hex Nut, 5/16"-18
9	GD7823	-	Disc Blade, Solid, 12" (Shown)
	GD8307	-	Disc Blade, Notched, 12"
10	GA5654	2	Hub W/Bearings
	GA2014	-	Bearing
11	GD1132	2	Dust Cap
12	G10318	2	Hex Head Cap Screw, 5/8"-11 x 4 1/2"
	G10107	2	Lock Nut, 5/8"-11
	G11391	2	Flat Washer, 5/8" SAE
13	G11389	2	Flat Washer, 1/2" SAE
	G10017	2	Hex Head Cap Screw, 1/2"-13 x 1 1/2"
	G10111	2	Lock Nut, 1/2"-13
14	G10585	1	Hex Head Cap Screw, 1/2"-13 x 3 1/4"
	G11389	2	Flat Washer, 1/2" SAE
	G10111	1	Lock Nut, 1/2"-13
15	G10536	1	Detent Pin, 1/2" x 2 1/2" Grip
16	G10039	2	Hex Head Cap Screw, 1/2"-13 x 1 3/4"
	G10111	2	Lock Nut, 1/2"-13
17	G11389	2	Flat Washer, 1/2" SAE
18	GD7889	6	Bushing, 1" O.D. x 9/16" I.D. x 7/16" Long
19	G10597	1	Square Head Set Screw, 5/8"-11 x 2 1/4"
20	G10503	1	Hex Jam Nut, 5/8"-11, Grade 2

(RU103dd)



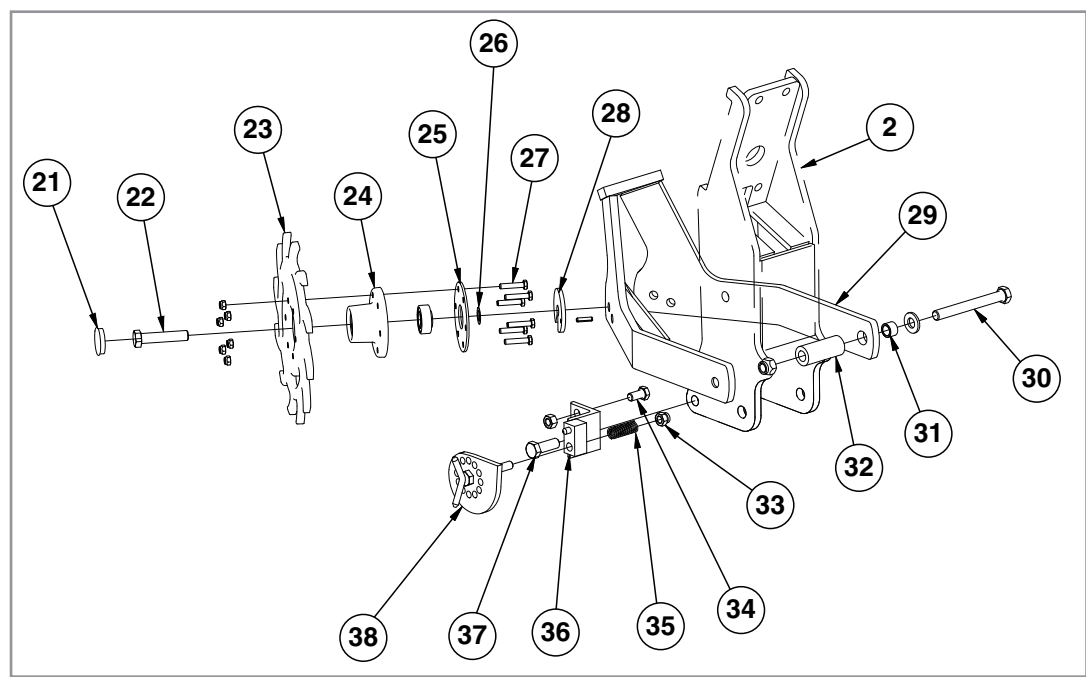
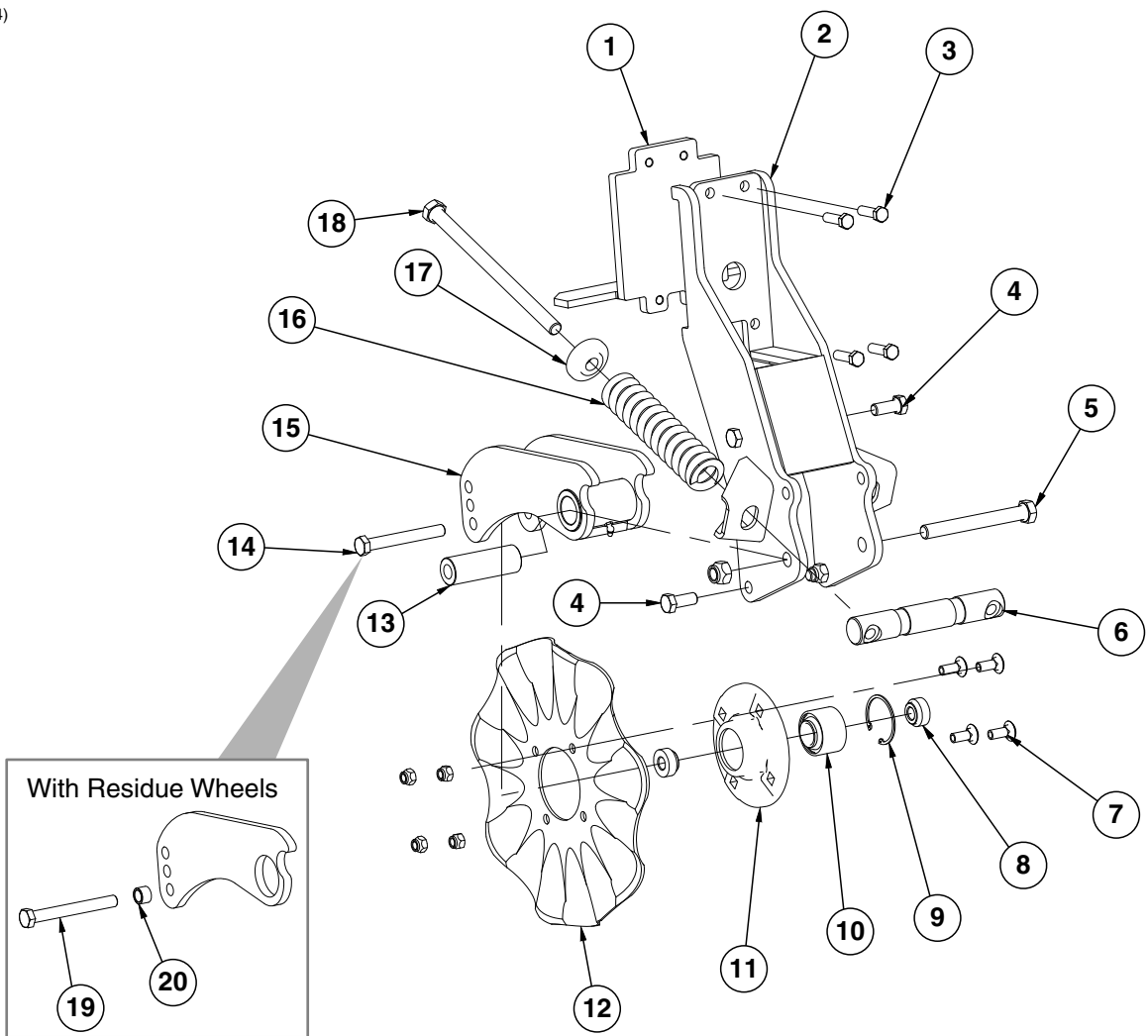
ITEM	PART NO.	QTY. (Per Row)	DESCRIPTION
1	GB0387	1	Wheel, 12 Tine, 3/8" x 12"
2	GA5654	1	Hub W/Bearings
	GA2014	-	Bearing
3	G10133	6	Hex Head Cap Screw, 5/16"-18 x 1 1/2"
	G10109	6	Lock Nut, 5/16"-18, Grade 8
4	GA6838	1	Wheel Mount
5	G10033	2	Hex Head Cap Screw, 1/2"-13 x 3 1/2"
	G10228	2	Lock Washer, 1/2"
	G10102	2	Hex Nut, 1/2"-13
6	GD9720	2	Spacer, 1/2" x 2 3/16" Long
7	G10371	1	Hex Head Cap Screw, 1/2"-13 x 3", Full Thread
8	G10501	1	Hex Jam Nut, 1/2"-13, Grade 2
9	GA6833	1	Upper Link
10	G10574	4	Carriage Bolt, 1/2"-13 x 1 1/4"
	G10111	4	Lock Nut, 1/2"-13
11	GA6832	1	Mount
12	GA6834	1	Lower Link
13	G10348	1	Hex Head Cap Screw, 1/2"-13 x 5" (Lockup Bolt)
	G10111	1	Lock Nut, 1/2"-13
14	GD5857	2	Spring
15	GD9715	2	Spacer, 1/2" x 3" Long
16	G10045	2	Hex Head Cap Screw, 1/2"-13 x 4 1/2"
	G10228	2	Lock Washer, 1/2"
	G10102	2	Hex Nut, 1/2"-13
17	GD9724	1	Backing Plate
18	G10006	1	Hex Head Cap Screw, 5/8"-11 x 2 1/4"
19	GD1132	1	Dust Cap
A	GA12236	-	Wheel Assembly, 12 Tine, R.H. (Items 1-3 and 18)

(IP1468)



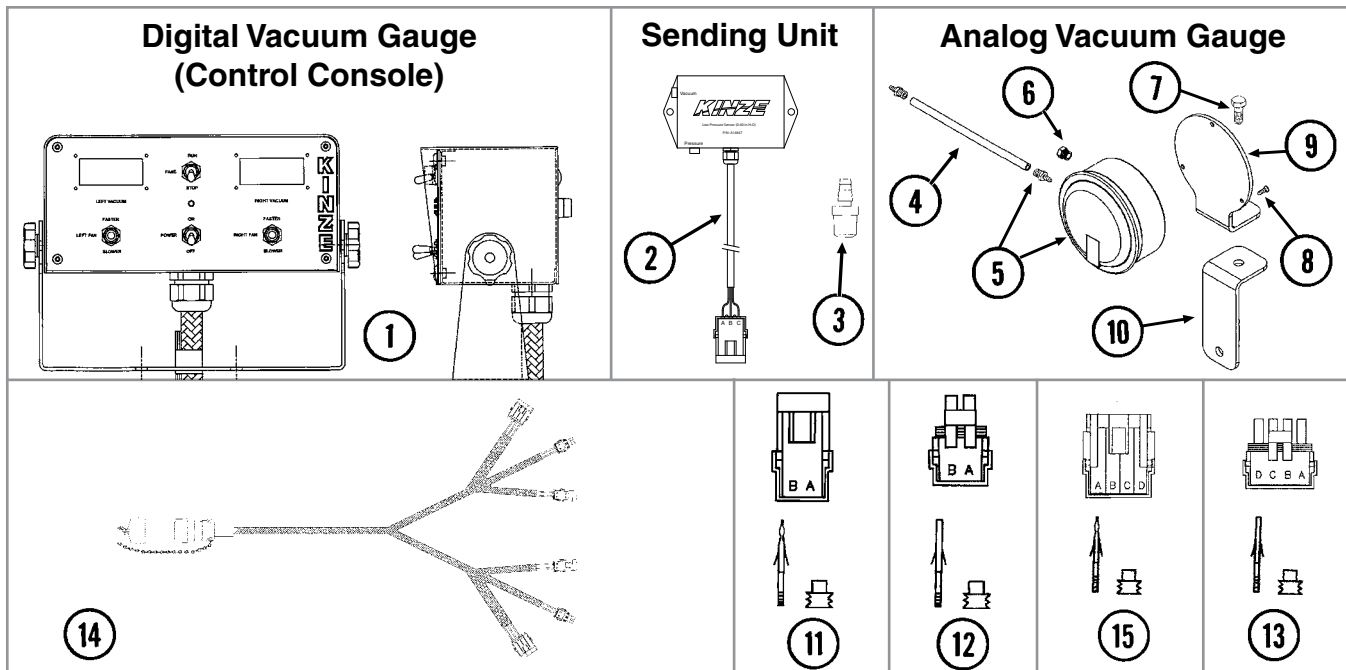
ITEM	PART NO.	QTY. (Per Row)	DESCRIPTION
1	GB0464	1	Residue Wheel Mount
2	GD26973	1	Cam Locking Pin
3	G10229	2	Lock Washer, 3/8"
4	G10004	2	Hex Head Cap Screw, 3/8"-16 x 1 1/4"
5	GA14251	1	Cam
6	GD10519	1	Spring
7	G11389	1	Flat Washer, 1/2" Plated SAE
8	G10503	2	Hex Jam Nut, 5/8"-11, Grade 2
9	GD1132	2	Dust Cap
10	G11236	1	Hex Head Cap Screw, 3/4"-10 x 10 1/2"
	G11392	2	Flat Washer, 3/4" SAE
	GB0383	2	Bushing, 1 1/8" O.D. x 25/32" I.D. x 3/4" Long
	G11228	1	Lock Nut, 3/4"-10
11	GA8760	2	Weed Guard W/Spring Pin
	G10765	-	Spring Pin, 1/4" x 1"
12	G10213	4	Machine Bushing, 5/8" (.030" Thick)
13	GB0387	2	Wheel, 12 Tine, 3/8" x 12"
14	GA5654	2	Hub W/Bearings
	GA2014	-	Bearing
15	GD9724	2	Backing Plate
16	G10133	12	Hex Head Cap Screw, 5/16"-18 x 1 1/2"
17	G10109	12	Lock Nut, 5/16"-18, Grade 8
18	G10974	1	Lock Nut W/Nylon Insert, 1/2"-13
19	G10010	2	Hex Head Cap Screw, 5/8"-11 x 3"
A	GA12235	-	L.H. Residue Wheel (Items 13-17)
B	GA12236	-	R.H. Residue Wheel (Items 13-17)

(IP1292/IP1294)





ITEM	PART NO.	QTY. (Per Row)	DESCRIPTION
1	GA9844	1	Plate W/Angle
2	GA9131	1	Coulter Frame
3	G10039	4	Hex Head Cap Screw, 1/2"-13 x 1 3/4"
4	G10007	4	Hex Head Cap Screw, 5/8"-11 x 1 1/2"
	G10107	4	Lock Nut, 5/8"-11
5	G10400	1	Hex Head Cap Screw, 3/4"-10 x 6 1/2"
	G10112	1	Lock Nut, 3/4"-10
6	GD12826	1	Spring Anchor Bar
7	G10574	4	Carriage Bolt, 1/2"-13 x 1 1/4"
	G10111	4	Lock Nut, 1/2"-13
8	GD12827	2	Adapter
9	GD19292	1	Retaining Ring, 2 7/16"
10	GA8603	1	Bearing, Double Row
11	GB0291	1	Coulter Hub
12	GD7803	1	Disc Blade, Fluted, 1", 8 Flutes (Shown)
	GD7804	-	Disc Blade, Bubbled, 1"
	GD9254	-	Disc Blade, Fluted, 3/4", 13 Flutes
13	GD12829	1	Sleeve
14	G10046	1	Hex Head Cap Screw, 5/8"-11 x 5"
	G10107	1	Lock Nut, 5/8"-11
15	GA9845	1	Coulter Arm W/Grease Fitting
	G10643	-	Grease Fitting, 45°, 1/4"-28
16	GD12817	2	Compression Spring
17	GB0213	2	Spring Seat
18	G11010	2	Hex Head Cap Screw, 3/4"-10 x 12"
19	G10011	1	Hex Head Cap Screw, 5/8"-11 x 5 1/2"
20	GB0218	1	Bushing, 2 1/32" I.D. x 7/8" O.D. x 1 9/32" Long
21	GD1132	2	Dust Cap
22	G10010	2	Hex Head Cap Screw, 5/8"-11 x 3"
	G10503	2	Hex Jam Nut, 5/8"-11, Grade 2
23	GB0387	2	Wheel, 12 Tine, 3/8" x 12"
24	GA5654	2	Hub W/Bearings
	GA2014	2	Bearing
25	GD9724	2	Backing Plate
26	G10213	2	Machine Bushing, 5/8" (.030" Thick)
27	G10133	12	Hex Head Cap Screw, 5/16"-18 x 1 1/2"
	G10109	12	Lock Nut, 5/16"-18, Grade 8
28	GA9862	2	Weed Guard W/Spring Pin
	G10765	1	Spring Pin, 1/4" x 1"
29	GA9865	1	Mount
30	G10011	2	Hex Head Cap Screw, 5/8"-11 x 5 1/2"
	G11391	2	Flat Washer, 5/8" SAE
	G10730	2	Lock Nut W/Nylon Insert, 5/8"-11
31	GB0218	2	Bushing, 2 1/32" I.D. x 7/8" O.D. x 1 9/32" Long
32	GD14170	2	Sleeve, 3"
34	G10014	1	Hex Head Cap Screw, 1/2"-13 x 1"
	G10102	1	Hex Nut, 1/2"-13
33	G10974	1	Lock Nut W/Nylon Insert, 1/2"-13
35	GD10519	1	Spring
36	GA15312	1	Support
37	G10005	1	Hex Head Cap Screw, 5/8"-11 x 1 3/4"
	G10107	1	Lock Nut, 5/8"-11
38	GA9861	1	Cam
A	GA12236	-	Wheel Assembly, 12 Tine, R.H. (Items 23-25 and 27) (Shown)
	GA12235	-	Wheel Assembly, 12 Tine, L.H. (Items 23-25 and 27)
B	GA8641	1	Hub W/Bearing And Retaining Ring (Items 9-11)

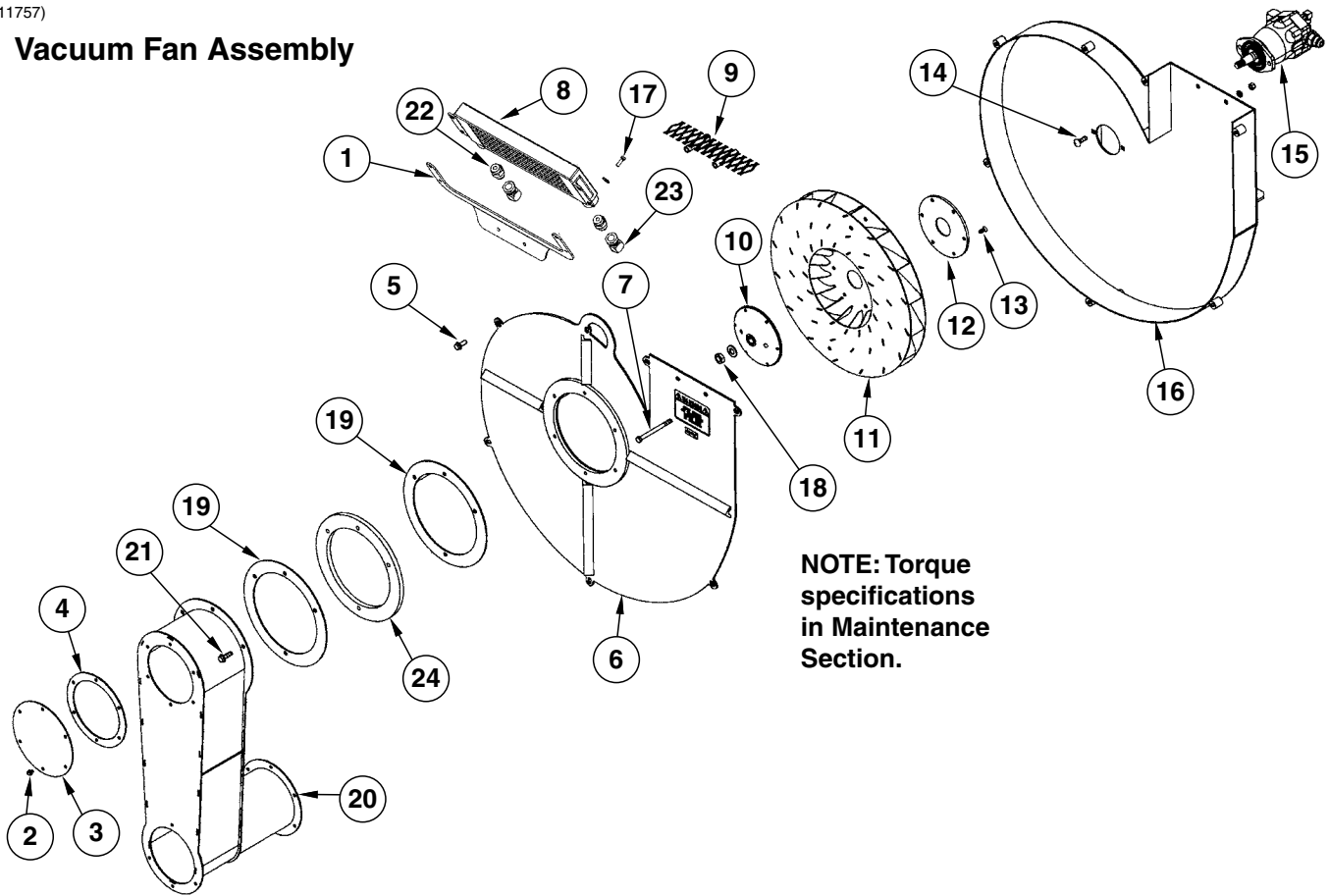


ITEM	PART NO.	QTY.	DESCRIPTION
1	G8081X	1	Backlite Control Console Assembly W/Mounting Brackets, Harness W/Dust Cap And Power Cable
	GD14640	-	Mounting Bracket
	GA6975	-	Knob
	GD2829	-	Fuse, 15 Amp, Type AGC
2	GA14847	1	Low Pressure Sensor (0-40 IN H <sub>2</sub> O)
	GD17151-20	-	Tubing, 1/4" x 10'
	GA9964	-	Strain Relief
3	GR1736	1	Hose Barb, 1/8" Male NPT To Barb
4	GD15849-02	1	Clear Tube, 5/16" O.D. x 3/16" I.D. x 120"
5	GA21406	1	Pressure Gauge W/Hose Barb
	GR1777	-	Hose Barb, 1/8" Male NPT To 3/16" Barb
6	GA10799	1	Breather, 1/8" Male NPT
7	G10001	1	Hex Head Cap Screw, 3/8"-16 x 1"
	G11387	1	Flat Washer, 3/8" SAE
	G10108	1	Lock Nut, 3/8"-16
8	G11215	3	Hex Socket Head Cap Screw, No. 6-32 x 3/8", Grade 8
9	GD15804	1	Mount
10	GD15803	1	Support
11	G1K321	-	2-Pin Female Connector Kit (Black), Includes: (3) 2-Pin Female Housings, (6) Pin Contacts, (6) Seals
12	G1K320	-	2-Pin Male Connector Kit (Black), Includes: (3) 2-Pin Male Housings, (6) Socket Contacts, (6) Seals
13	GA8329	1	4-Pin Male Connector Kit, Includes: (1) 4-Pin Male Housing, (4) Seals, (4) Sockets
14	GA11691	-	Harness, 519"
15	GA8328	-	4-Pin Female Connector Kit, Includes: (1) 4-Pin Female Housing, (4) Seals, (4) Pin Contacts

**This page left blank intentionally.**

(A11757)

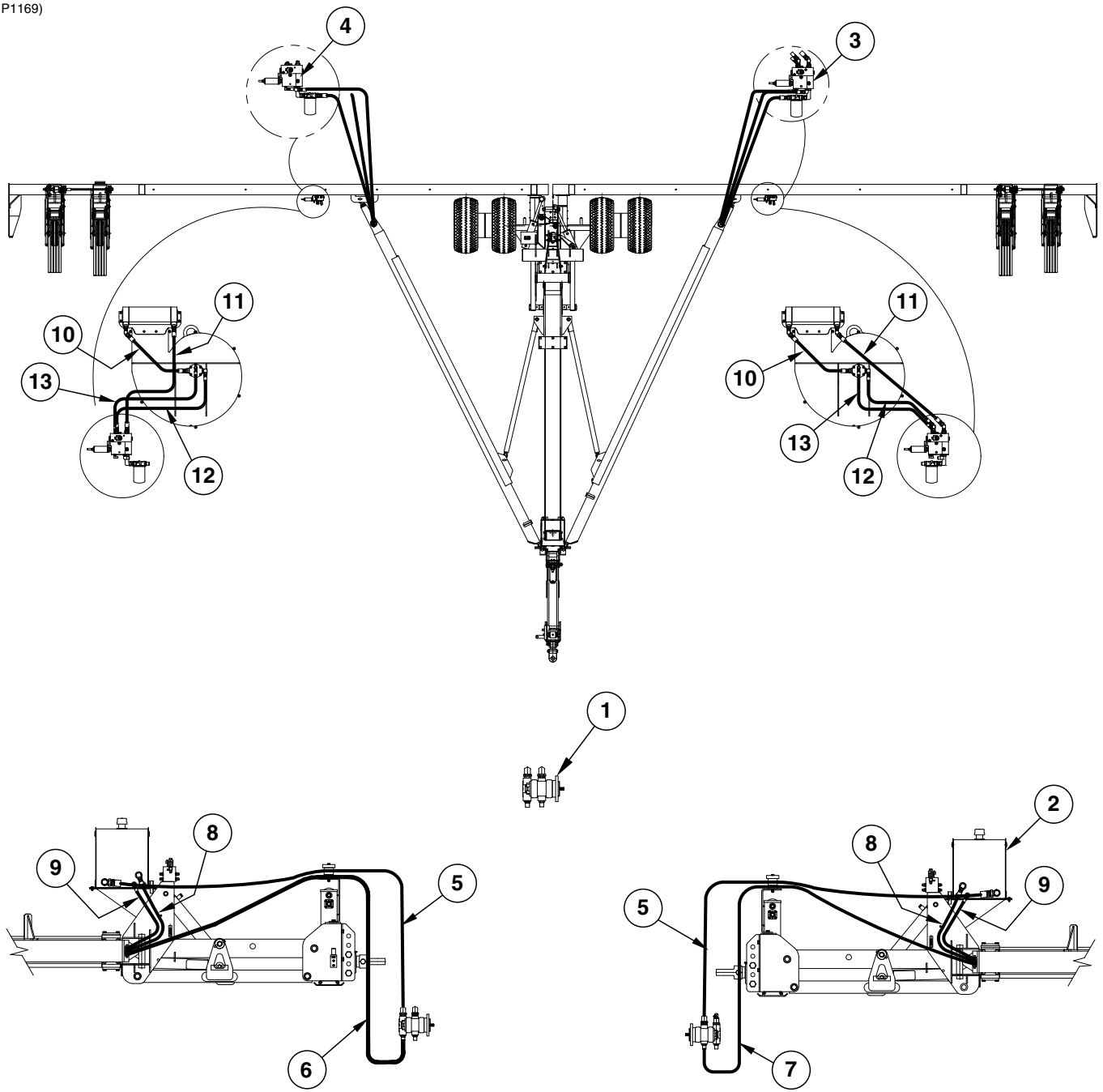
Vacuum Fan Assembly



**NOTE: Torque specifications in Maintenance Section.**

ITEM	PART NO.	QTY.	DESCRIPTION
1	GD16608	1	Bracket
2	G11166	6	Whiz Lock Bolt, ¼"-20 x ¾"
3	GD16840	1	Cover
4	GD16991	1	Cover Gasket, ⅛" x 8¾" (6½" I.D.)
5	G11124	7	Whiz Lock Bolt, ⅜"-18 x 1"
6	GA10752	1	Cover
7	G10063	2	Hex Head Cap Screw, ⅜"-16 x 4"
	G11387	2	Flat Washer, ⅜" SAE
	G10108	2	Lock Nut, ⅜"-16
8	GA10917	1	Oil Cooler
9	GA11987	2	Screen
10	GD15790	1	Hub
11	GA10635	1	Impeller
12	GD15789	1	Backing Plate
13	G11133	6	Hex Socket Head Cap Screw, ⅝"-18 x ¾", Grade 8
14	G10599	2	Carriage Bolt, ⅜"-16 x 1¼"
	G10229	2	Lock Washer, ⅜"
	G10101	2	Hex Nut, ⅜"-16
15	---	-	<a href="#">See "Vacuum Fan Hydraulic Motor Assembly" on page P124</a>
16	GA10148	1	Shroud
17	G10019	4	Hex Head Cap Screw, ⅝"-18 x 1"
	G11386	4	Flat Washer, ⅝" SAE
	G10109	4	Lock Nut, ⅝"-18, Grade B
18	G11391	1	Flat Washer, ⅜" SAE
	G10499	1	Hex Jam Nut, ⅝"-18, Grade 2
19	GD16992	2	Gasket, ⅛" x 11⅞"
20	GA11651	1	Outlet, 31 <sup>11</sup> / <sub>16</sub> "
	GA12457	-	Outlet, 35 <sup>11</sup> / <sub>16</sub> "
21	GD19246-01	4	Stud, ⅜"-16
	G10901	4	Lock Nut, ⅜"-16
	G11387	4	Flat Washer, ⅜" SAE
22	G6400-12	2	Connector W/O-Ring, 1⅜"-12 Male JIC To O-Ring
	GR1467	-	O-Ring
23	G6502-12	1-2	Swivel Elbow, 45°, 1⅜"-12 Male JIC To Female
24	GD16839	1	Spacer, ½" x 12"
A	GA11757	-	Vacuum Fan Assembly (Items 13, 20-22, 24-31, and 33)

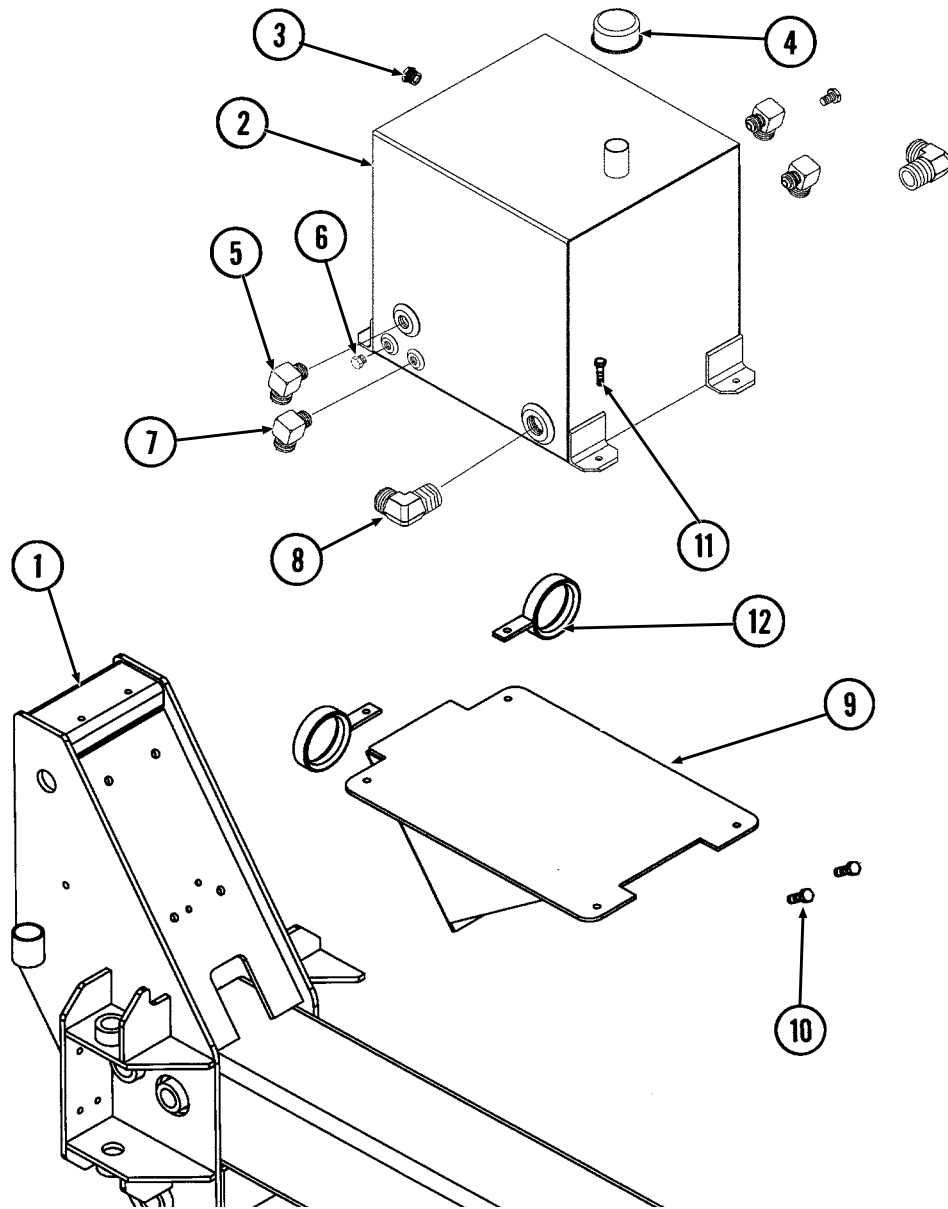
(IP1169)



ITEM	PART NO.	QTY.	DESCRIPTION
1	---	-	<a href="#">See "PTO Pump Assembly" on page P51</a>
2	---	-	<a href="#">See "Vacuum Fan Reservoir Assembly" on page P45</a>
3	---	-	<a href="#">See "Vacuum Fan Motor Valve Block Assembly" on page P125</a>
4	---	-	<a href="#">See "Vacuum Fan Motor Valve Block Assembly" on page P125</a>
5	*A11800	2	Hose Assembly, 1 1/4" x 123"
6	*A11433	-	Hose Assembly, 5/8" x 424"
7	*A11432	-	Hose Assembly, 5/8" x 412"
8	*A12904	-	Hose Assembly, 3/4" x 330"
9	*A12052	-	Hose Assembly, 3/8" x 340"
10	*A3381	2	Hose Assembly, 3/4" x 26"
11	*A3292	1	Hose Assembly, 3/8" x 22"
12	*A11431	2	Hose Assembly, 5/8" x 34"
13	*A12051	2	Hose Assembly, 3/8" x 36"

\* Hydraulic hose is not stocked by Kinze Repair Parts, but can be made available on a special order basis. Call for quote.

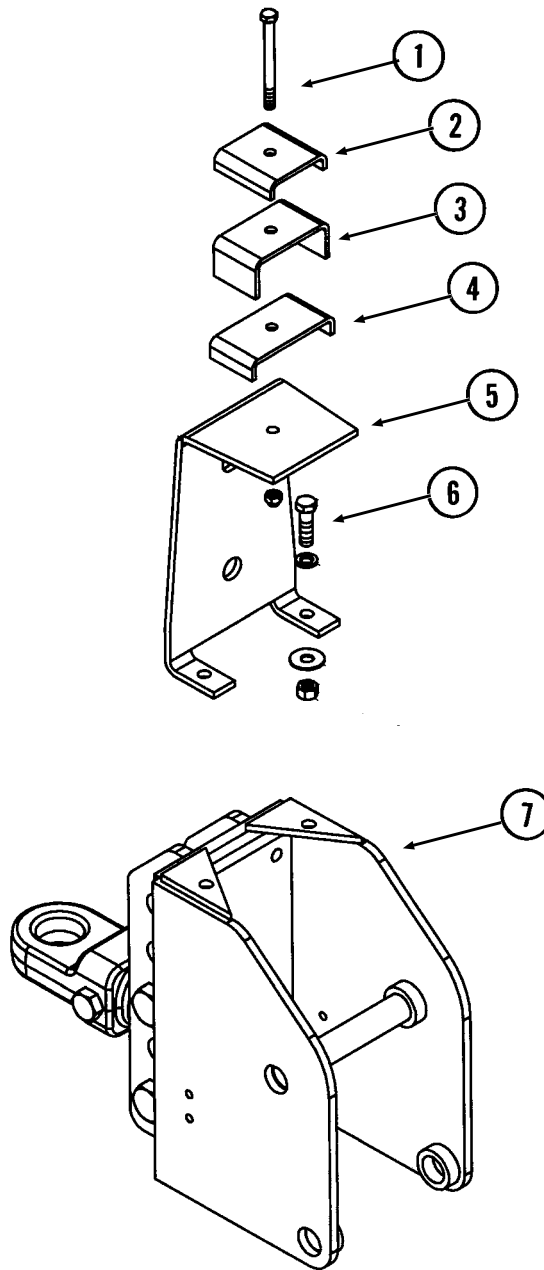
(FF105a)



ITEM	PART NO.	QTY.	DESCRIPTION
1	---	-	<a href="#">See "Front Hitch Assembly (Rear Section)" on page P59</a>
2	GA13696	1	Reservoir
3	GD17091	1	Liquid Level Sight
4	GR1834	1	Breather
5	G2501-12-16	2	Elbow, 90°, 1 1/16"-12 Male JIC To 1" NPT
6	G5406-08P	2	Plug, 1/2" NPT Hex Head
7	G2501-06-08	2	Elbow, 90°, 9/16"-18 Male JIC To 1/2" NPT
8	G2501-20-16	2	Elbow, 90°, 1 5/8"-12 Male JIC To 1" NPT
9	GA11695	1	Mount
10	G10017	4	Hex Head Cap Screw, 1/2"-13 x 1 1/2"
	G10111	4	Lock Nut, 1/2"-13
11	G10003	6	Hex Head Cap Screw, 3/8"-16 x 1 1/2"
	G10108	6	Lock Nut, 3/8"-16
12	GA11697	2	Hose Guide

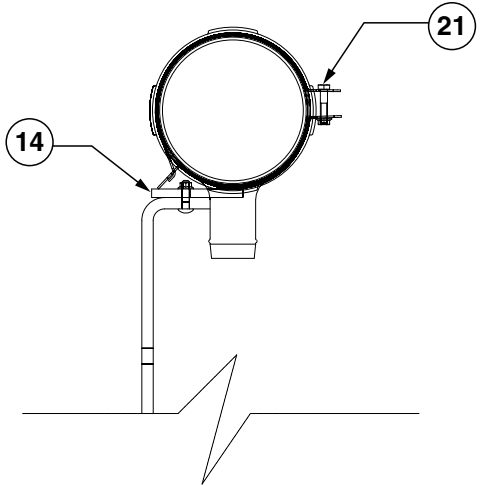
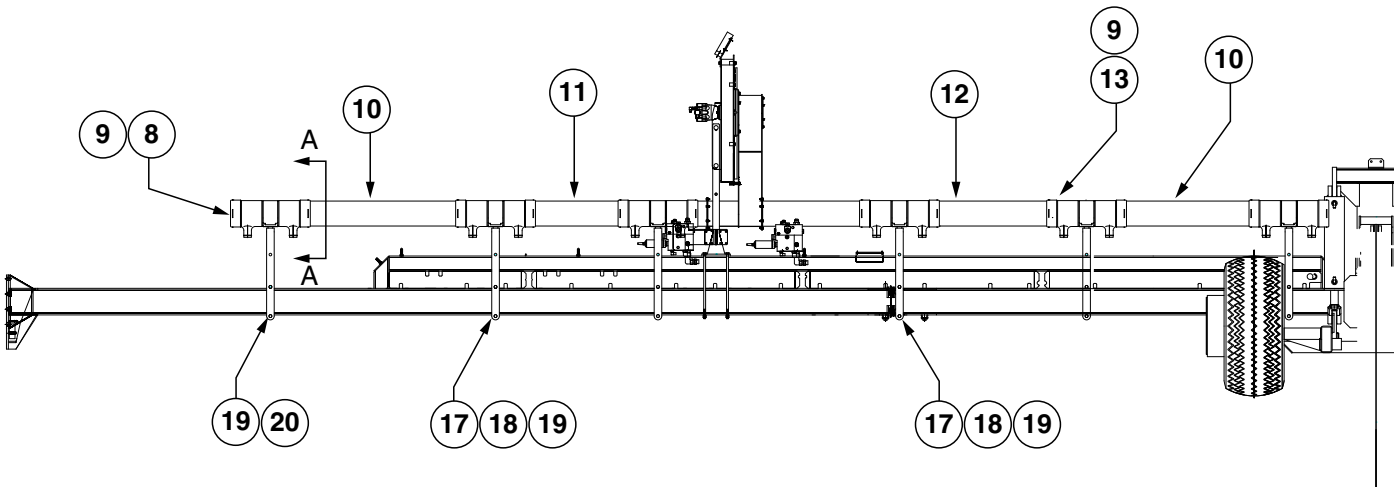
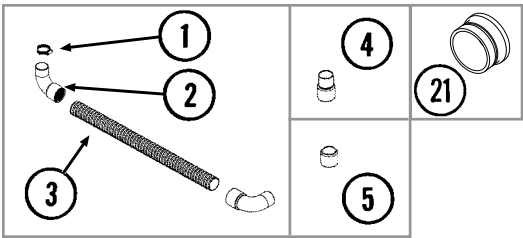


(FF105c)

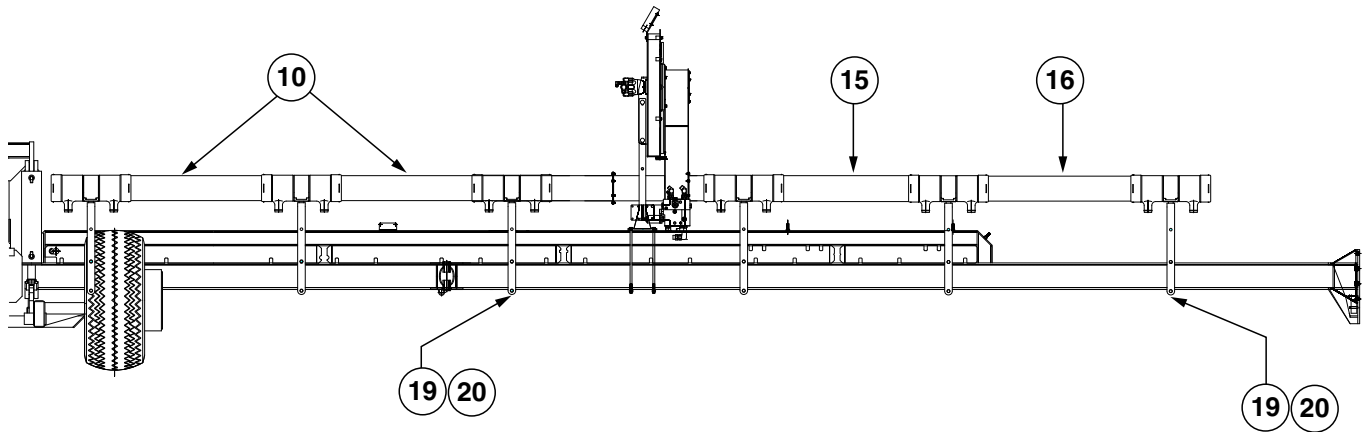


ITEM	PART NO.	QTY.	DESCRIPTION
1	G10980	1	Hex Head Cap Screw, 1/2"-13 x 5 1/2"
	G10111	1	Lock Nut, 1/2"-13
2	GD0740	1	Hose Clamp, 3/4" x 4" x 3 1/2"
3	GD17024	1	Hose Clamp, 2" x 3" x 4 3/4"
4	GD8188	1	Hose Clamp, 7/8" x 3" x 5 3/8"
5	GD16922	1	Support
6	G10006	2	Hex Head Cap Screw, 5/8"-11 x 2 1/4"
	G10230	2	Lock Washer, 5/8"
	G11391	2	Flat Washer, 5/8" SAE
	G10104	2	Hex Nut, 5/8"-11
7	---	-	<a href="#">See "Front Hitch Assembly/Safety Chain" on page P53</a>

(FF112/IP1161)

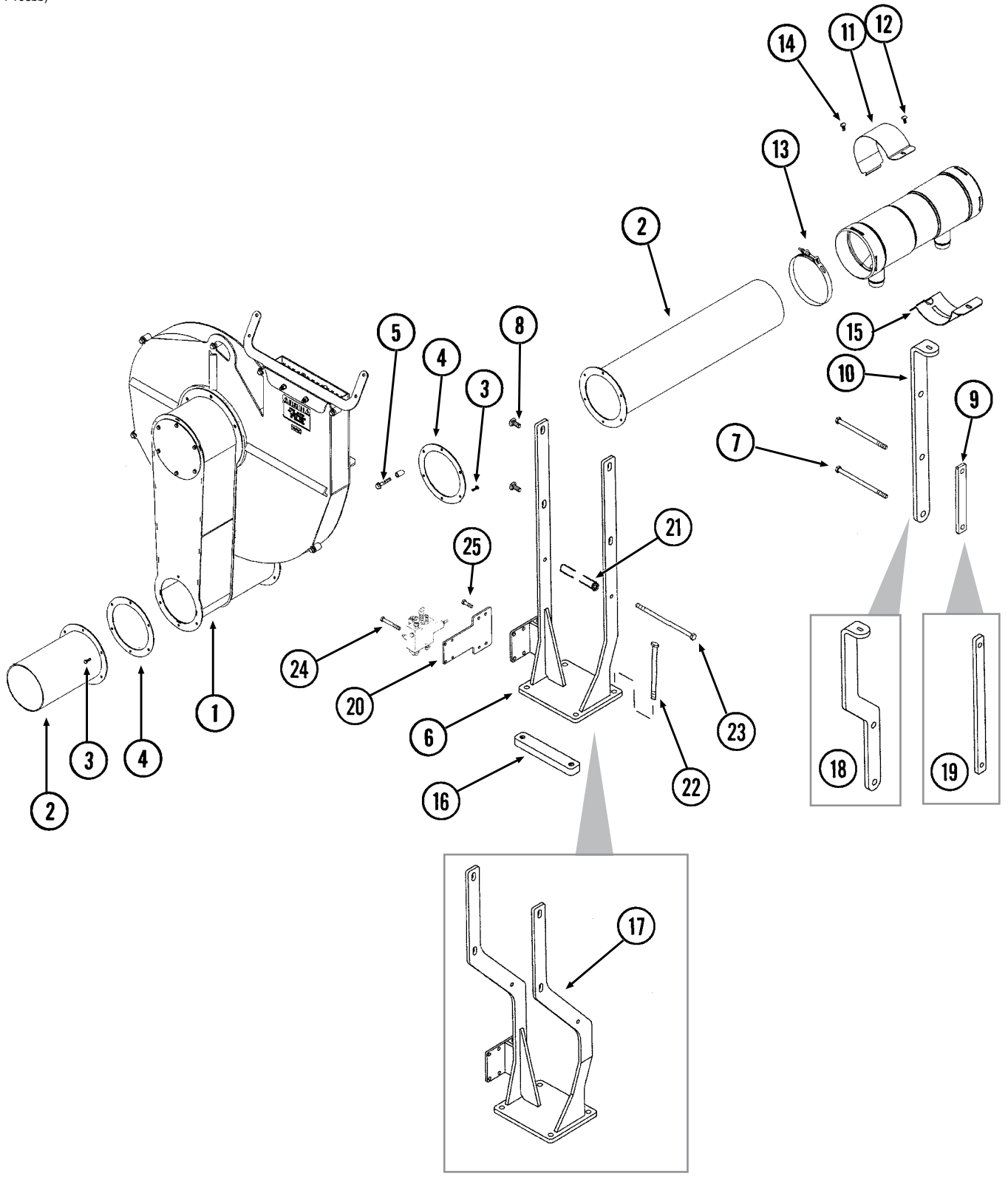


Section A-A  
(12 Places)



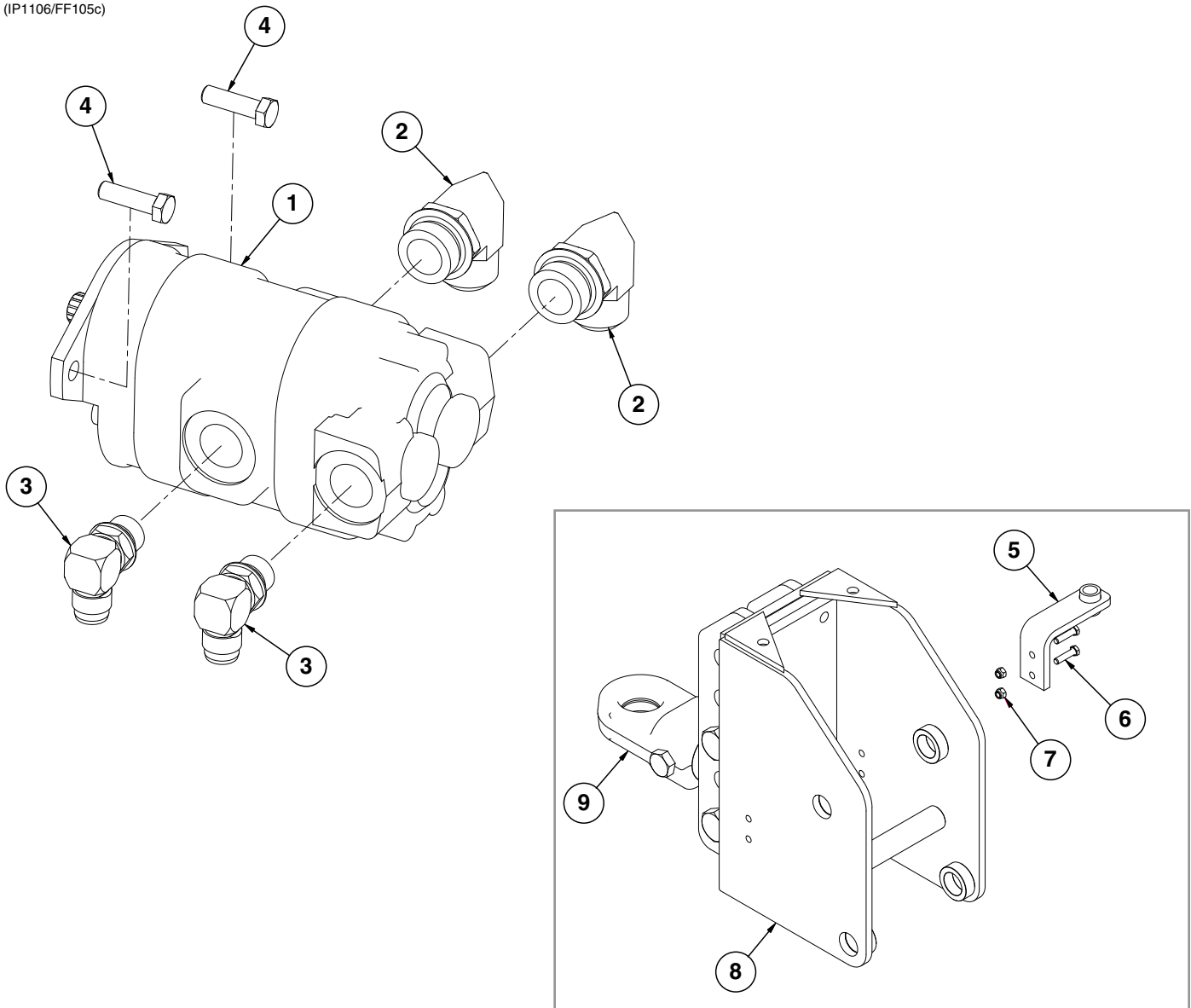
ITEM	PART NO.	QTY.	DESCRIPTION
1	G10676	24	Hose Clamp, No. 36, Stainless Steel
2	GD14626	32	Elbow, 90°, 2"
3	GD15792-02	24	Hose, 2" x 23"
4	GD14627	16	Coupler, 2"
5	G11147	-	Cap, 2"
6	GD17052	-	Vacuum Plug
7	GD15792-18	-	Vacuum Hose, 2" x 50'
8	GD15850	4	Manifold, 21" (Open One End)
9	G11145	20	T-Bolt Clamp, 7"
10	GD15856-08	3	Pipe, 6" x 43½", L.H.
11	GD15856-28	1	Pipe, 6" x 35½"
12	GD15856-42	3	Pipe, 6" x 37½"
13	GD15799	8	Manifold, 21" (Open Both Ends)
14	GA11164	12	Mount
	G10106	12	Hex Nut, 5/16"-18
	G10232	12	Lock Washer, 5/16"
	G10133	12	Hex Head Cap Screw, 5/16"-18 x 1½"
15	GD15856-26	1	Pipe, 6" x 27"
16	GD15856-09	1	Pipe, 6" x 45½", L.H.
17	GD30909	8	Manifold Support Tab Plate
18	G10341	16	Hex Head Cap Screw, 5/8"-11 x 8"
19	GD18626	12	Support
20	G10152	8	Hex Head Cap Screw, 5/8"-11 x 9"
21	GD15854	12	Clamp
	G10338	12	Carriage Bolt, 5/16"-18 x 1¼"
	G10620	12	Serrated Flange Nut, 5/16"-18

(FF108bb)



ITEM	PART NO.	QTY.	DESCRIPTION
1	---	-	<a href="#">See "Vacuum Fan Assembly" on page P41</a>
2	---	-	<a href="#">See "Manifolds and Distribution Hoses" on page P47</a>
3	G10023 G10110	- -	Hex Head Cap Screw, 1/4"-20 x 3/4" Lock Nut, 1/4"-20, Grade B
4	GD16842	2	Manifold Gasket, 1/8" x 8 3/8" (6 5/8" I.D.)
5	G11199 GD8893-07	1 1	Whiz Lock Bolt, 3/8"-16 x 2" Sleeve, 1" Long
6	GA13181	1	Support
7	G10341 G10152	- -	Hex Head Cap Screw, 5/8"-11 x 8" Hex Head Cap Screw, 5/8"-11 x 9"
8	G10574 G10071	4 4	Carriage Bolt, 1/2"-13 x 1 1/4" Serrated Flange Nut, 1/2"-13
9	GD18628	-	Tap Plate, Short
10	GD18626	-	Support
11	GD15854	1	Clamp
12	G10338 G10620	- -	Carriage Bolt, 5/16"-18 x 1 1/4" Serrated Flange Nut, 5/16"-18
13	G11145	-	T-Bolt Clamp, 7"
14	G10133 G10232 G10106	- - -	Hex Head Cap Screw, 5/16"-18 x 1 1/2" Lock Washer, 5/16" Hex Nut, 5/16"-18
15	GA11164	-	Mount
16	GD18624	-	Tap Block
17	GA13203	-	Offset Support
18	GD18625	-	Offset Support
19	GD18627	-	Tap Block, Long
20	GD18622	-	Block Support Plate
21	GD8893-10	-	Sleeve, 9 3/16" Long
22	G10980 GD18623	- -	Hex Head Cap Screw, 1/2"-13 x 5 1/2" Cap Screw, 1/2"-13 x 17"
23	G11257 G10108	- -	Hex Head Cap Screw, 3/8"-16 x 11 1/2" Lock Nut, 3/8"-16
24	G10063 G10753 G10229 G10101	- - - -	Hex Head Cap Screw, 3/8"-16 x 4" Hex Head Cap Screw, 3/8"-16 x 4 1/2" Lock Washer, 3/8" Hex Nut, 3/8"-16
25	G10001 G10108	- -	Hex Head Cap Screw, 3/8"-16 x 1" Lock Nut, 3/8"-16

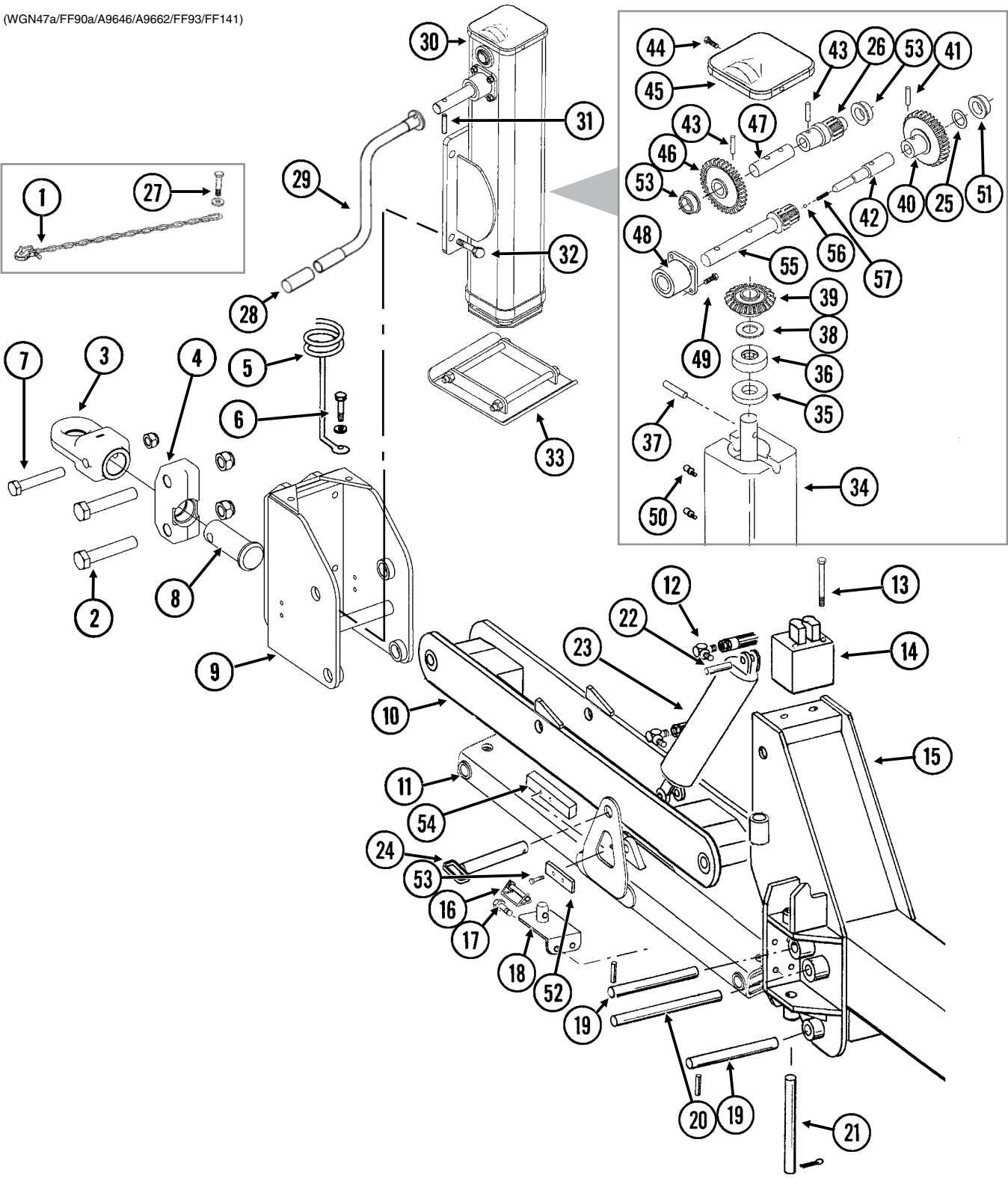
(IP1106/FF105c)



ITEM	PART NO.	QTY.	DESCRIPTION
1	GA13793	1	PTO Pump
2	G6801-20 GR1787	2 -	Elbow W/O-Ring, 90°, 1½"-12 Male JIC To O-Ring O-Ring
3	G6801-12 GR1467	2 -	Elbow W/O-Ring, 90°, 1¼"-12 Male JIC To O-Ring O-Ring
4	G11264	2	Hex Head Cap Screw, ½-13, Grade 8
5	A13917	1	Pump Storage
6	G10003	2	Hex Head Cap Screw, ⅜"-16 x 1½"
7	G10108	2	Lock Nut, ⅜"-16
8	---	-	<a href="#">See "Front Hitch Assembly/Safety Chain" on page P53</a>
9	---	-	<a href="#">See "Front Hitch Assembly/Safety Chain" on page P53</a>
10	GA13793		
A	GR1946	-	Seal Kit

**This page left blank intentionally.**

(WGN47a/FF90a/A9646/A9662/FF93/FF141)





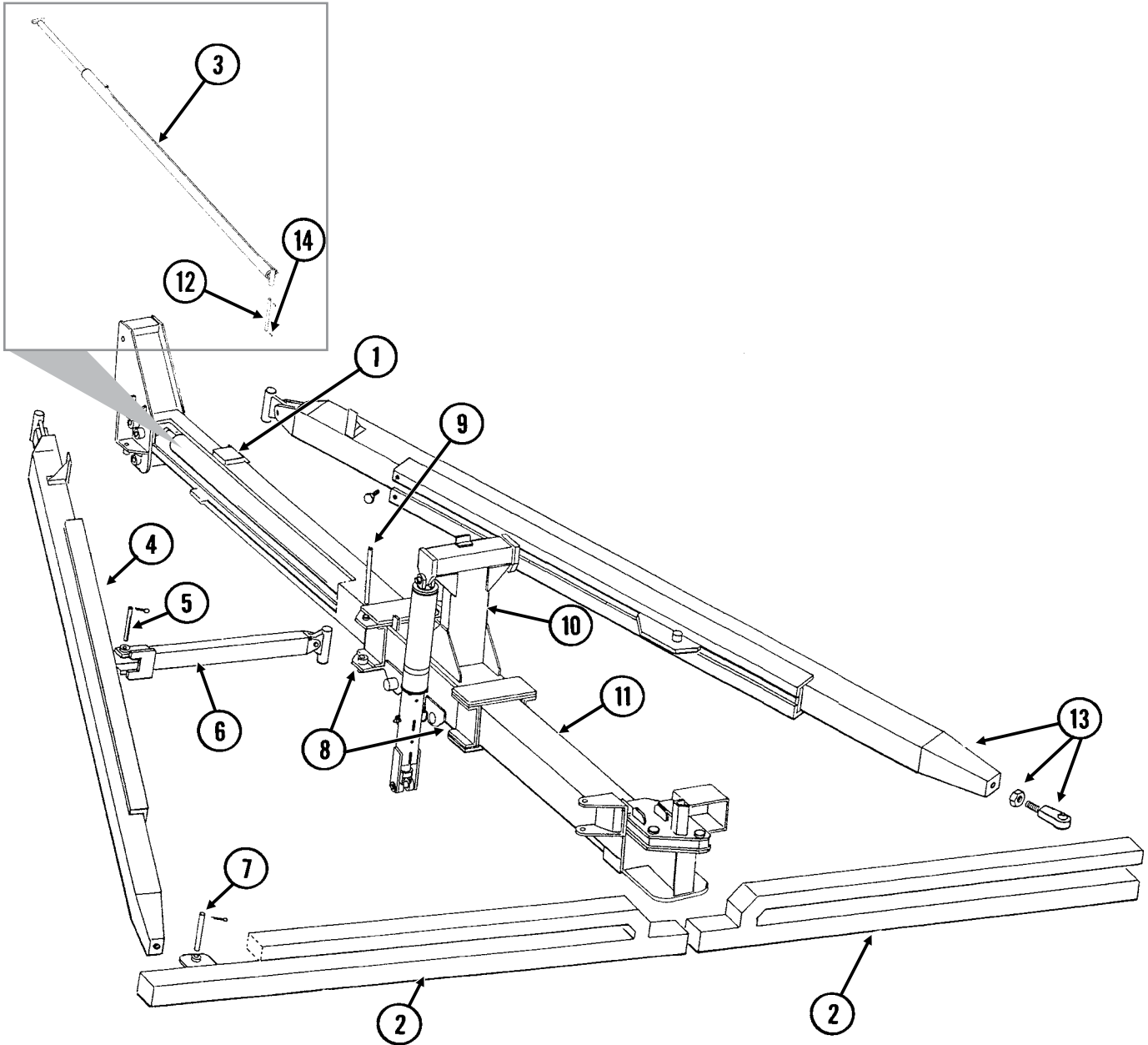
ITEM	PART NO.	QTY.	DESCRIPTION
1	GA9856 G1K413	- -	Safety Chain, 5/8" Safety Chain Repair Kit, Includes: (1) Hook, (1) Flat Washer, (1) Latch Pin, (1) Safety Latch, (1) Spring, (1) Retaining Ring
2	G10042 G10157	2 2	Hex Head Cap Screw, 1 1/4"-7 x 6 1/2" Lock Nut, 1 1/4"-7
3	GB0361	1	Single Clevis, Swivel Hitch
4	GA9526 G10643	1 -	Swivel Block W/Grease Fitting Grease Fitting, 45°, 1/4"-28
5	GD9349	1	Hose Holder
6	G10006 G10230 G11391 G10104	1 1 1 1	Hex Head Cap Screw, 5/8"-11 x 2 1/4" Lock Washer, 5/8" Flat Washer, 5/8" SAE (If Applicable) Hex Nut, 5/8"-11
7	G11186 G10396	2 2	Hex Head Cap Screw, 1"-8 x 6 1/2" Lock Nut, 1"-8
8	GD13377	1	Spindle
9	GA9459	1	Hitch Cap
10	GA9894 G10640	1 -	Upper Hitch Link W/Grease Fittings Grease Fitting, 1/4"-28
11	GA10043 G10640	1 -	Lower Hitch Link W/Grease Fittings Grease Fitting, 1/4"-28
12	G6801-08 GR1037	2 -	Elbow W/O-Ring, 90°, 3/4"-16 Male JIC To O-Ring O-Ring
13	G10756 G11387 G10108	2 2 2	Hex Head Cap Screw, 3/8"-16 x 6" Flat Washer, 3/8" SAE Lock Nut, 3/8"-16
14	---	-	<a href="#">See "Valve Block on Front Hitch" on page P111</a>
15	---	-	<a href="#">See "Front Hitch Assembly (Rear Section)" on page P59</a>
16	GD10705	1	Locking Clip Pin, 1/4" x 2 1/2"
17	G10019 G10232 G10106	2 2 2	Hex Head Cap Screw, 5/16"-18 x 1" Lock Washer, 5/16" Hex Nut, 5/16"-18
18	GA9654	1	Handle Mount
19	GD9464-01 G10475	4 8	Pin, 1 1/2" x 1 1/4" Spring Pin, 1/4" x 2 1/4"
20	GD0671 G10460	1 2	Pin, 1 1/4" x 10 3/4" Cotter Pin, 1/4" x 2"
21	GD4014 G10460	2 4	Pin, 1 1/4" x 12" Cotter Pin, 1/4" x 2"
22	GR0717 GR0193	2 -	Pin W/Clip Hair Pin Clip
23	---	-	<a href="#">See "Hitch Paralled Linkage Cylinder" on page P104</a>
24	GA6813 GD14217	1 1	Parallel Linkage Lock Pin Tab Lock Pin, 7/16" x 1 1/2"
25	G11032	1	Shim
26	GD13605	1	Output Spur Gear
27	G10494 GD21307 G10157	1 1 1	Hex Head Cap Screw, 1 1/4"-7 x 3 1/2" Washer, 3 3/4" Lock Nut, 1 1/4"-7
28	G11012	1	Cover
29	GA9655	1	Handle
30	GA9646	1	2-Speed Jack Assembly, Less Handle And Foot Assembly

Continued on the next page.

ITEM	PART NO.	QTY.	DESCRIPTION
31	G11076	1	Spring Pin, M10 x 50 (Metric)
32	G10006	4	Hex Head Cap Screw, 5/8"-11 x 2 1/4"
	G10230	4	Lock Washer, 5/8"
	G10104	4	Hex Nut, 5/8"-11
33	GA9662	1	Jack Foot Assembly W/Hardware
	G11034	-	Hex Head Cap Screw, 1/2"-13 x 7"
	G10111	-	Lock Nut, 1/2"-13
34	GA9663	1	Lower Leg Assembly
35	GD13598	1	Collar
36	GA9665	1	Thrust Bearing
37	G10840	1	Dowel Pin, 3/8" x 1 3/4"
38	GD13600	1	Thrust Washer
39	GD13601	1	Bevel Gear
40	GD13602	1	Output Cluster Gear
41	G11030	1	Spring Pin, 3/8" x 1 3/4"
42	GD13603	1	Output Shaft
43	G11031	2	Spring Pin, 5/16" x 1 1/2"
44	G10960	2	Flanged Whiz-Lock Screw, 1/4"-20 x 5/8", No Serration
45	GD13607	1	Cover
46	GD13606	1	Input Spur Gear
47	GD13608	1	Output Shaft
48	GA14992	1	Shaft Housing Assembly
49	G10019	4	Hex Head Cap Screw, 5/16"-18 x 1"
	G10109	4	Lock Nut, 5/16"-18, Grade 8
50	G10641	2	Grease Fitting, 1/8" NPT
51	GD13604	3	Bushing
52	GD15785	2	Mount, 1 1/2" x 5 1/2"
53	G10017	4	Hex Head Cap Screw, 1/2"-13 x 1 1/2"
	G10228	4	Lock Washer, 1/2"
54	GD15787	2	Stop Block, 1 1/2" x 8"
55	GD13611	1	Input Shaft
56	GD13609	2	Detent Ball
57	GD13610	1	Detent Spring
A	GA9504	-	2-Speed Jack/Mount Sub-Assembly (Items 2-9, 30, 31 And 33)
B	G7786x	-	Safety Chain Package (Items: 1 and 27)

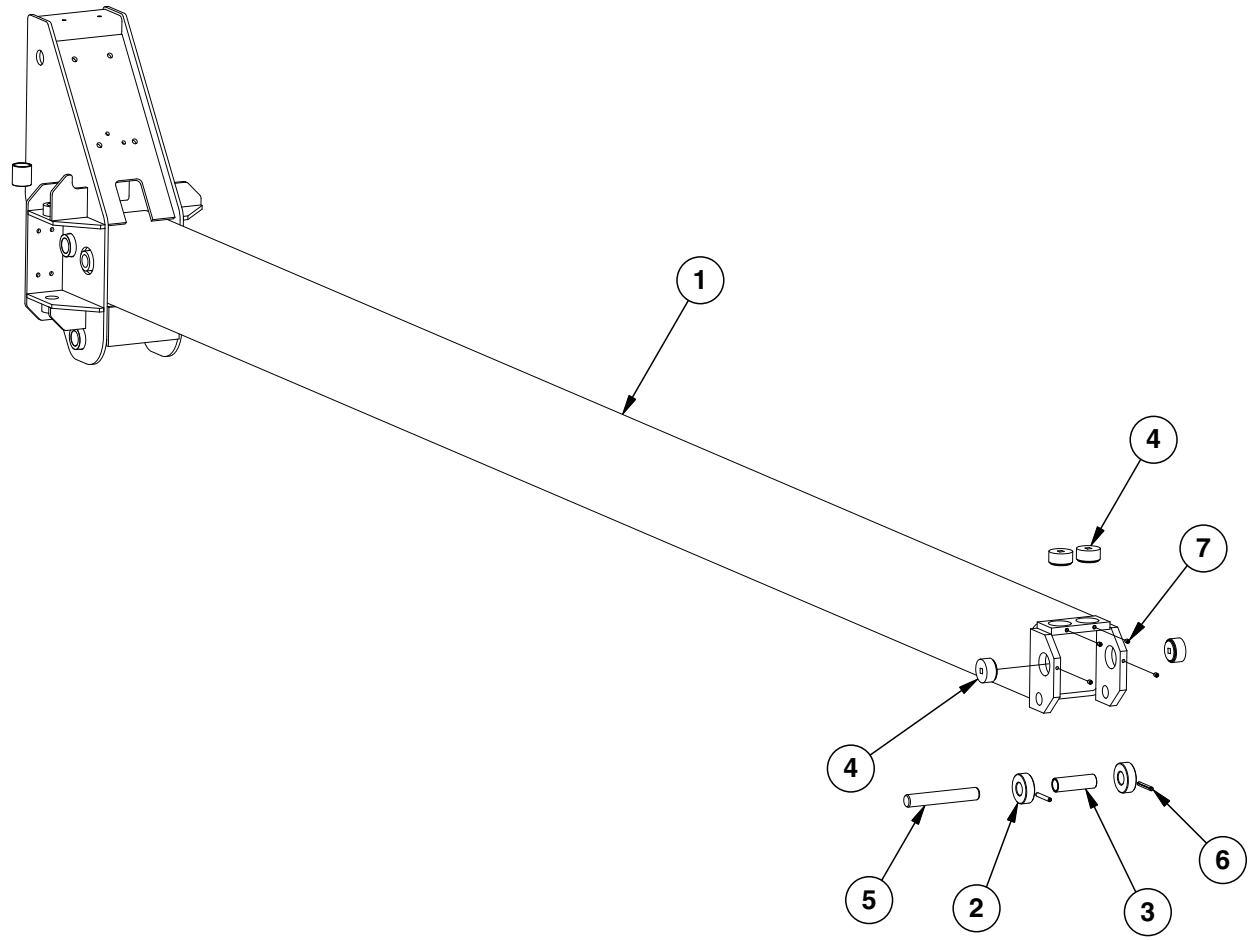
**This page left blank intentionally.**

(TP1016)



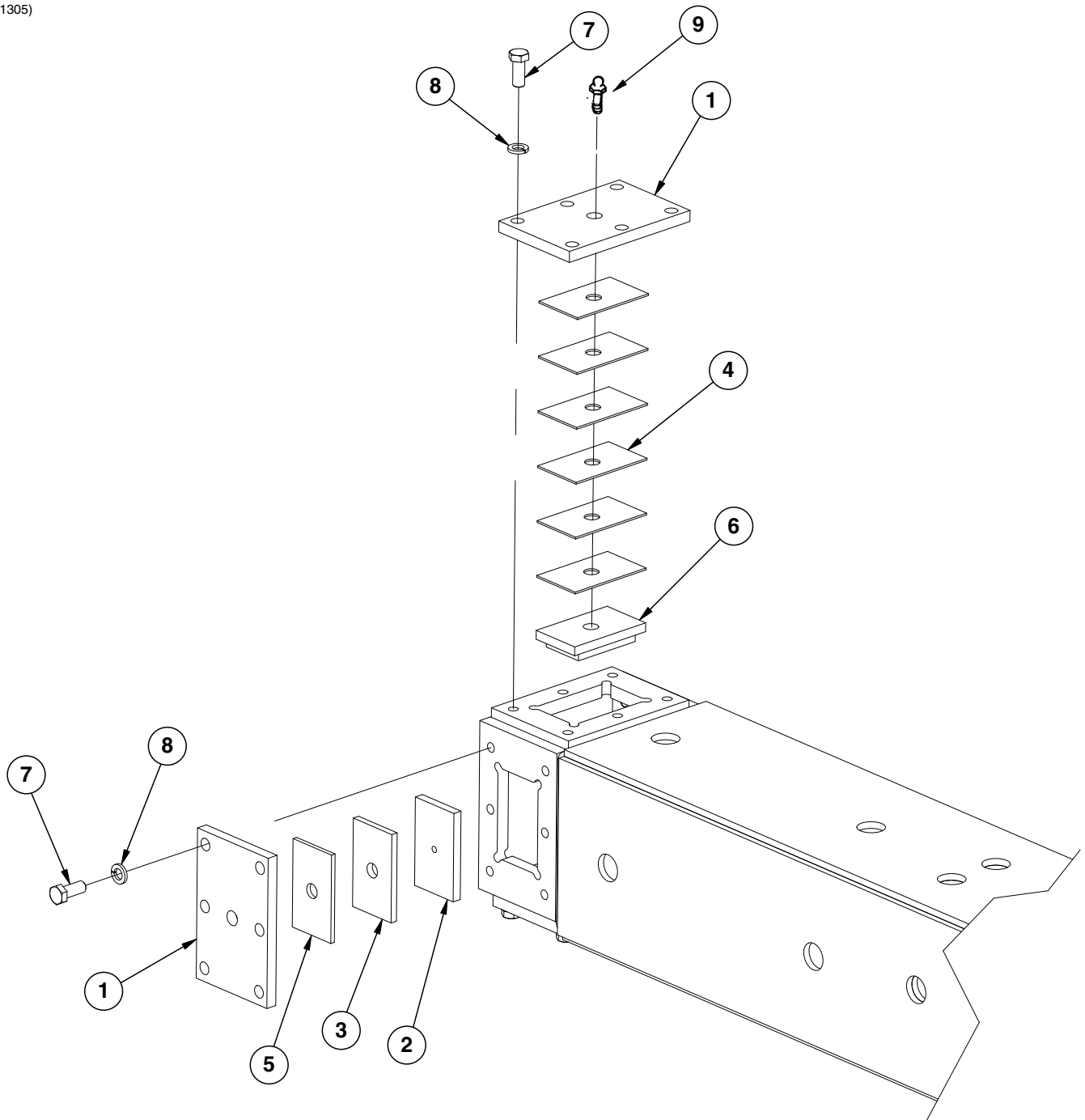
ITEM	PART NO.	QTY.	DESCRIPTION
1	---	-	<a href="#">See "Front Wear Pads" on page P60</a>
2	---	-	<a href="#">See "Hinge and Wing Assemblies" on page P67</a>
3	---	-	<a href="#">See "Tongue Cylinder" on page P109</a>
4	GA7453 GD10230 G10831 GA6660 GA6649	1 - - -	L.H. Draft Link W/Split Locking Nut, Socket Head Screw And Joint Split Locking Nut, 2"-12, Grade 2 Hex Socket Head Screw, 1/4"-20 x 5/8" Joint Axle Link Slide
5	GD9542-03 G10460	2 4	Pin, 1 1/4" x 6 1/8" Cotter Pin, 1/4" x 2"
6	GA6654	2	Axle Link
7	GD3421 G10460	2 4	Pin, 1 1/4" x 8 3/4" Cotter Pin, 1/4" x 2"
8	---	-	<a href="#">See "Tower Assembly" on page P63</a>
9	GD9542-04 G10460	2 4	Pin, 1 1/4" x 15" Cotter Pin, 1/4" x 2"
10	---	-	<a href="#">See "Tower Assembly" on page P63</a>
11	A12535		Rear Hitch ( <b>Non-Stock Item</b> )
12	GD5506 G10460	1 2	Pin, 1 1/4" x 16" Cotter Pin, 1/4" x 2"
13	GA7454 GD10230 G10831 GA6660 GA6649	1 - - - -	R.H. Draft Link W/Split Locking Nut, Socket Head Screw And Joint Split Locking Nut, 2"-12, Grade 2 Hex Socket Head Screw, 1/4"-20 x 5/8" Joint Axle Link Slide
14	G10460	2	Cotter Pin, 1/4" x 2"

(IP1306)



ITEM	PART NO.	QTY.	DESCRIPTION
1	A14700	1	Front Hitch, 166 <sup>5</sup> / <sub>8</sub> " (Non-Stock Item)
2	GD9366	2	Roller
3	GD9367	1	Sleeve
4	GD21000	4	Bronze Adjusting Plug
5	GD9362	1	Mounting Pin
6	G10769	2	Spring Pin, 3/8" x 2 3/4"
7	G10760	4	Hex Socket Set Screw, 3/8"-16 x 1/2"

(IP1305)



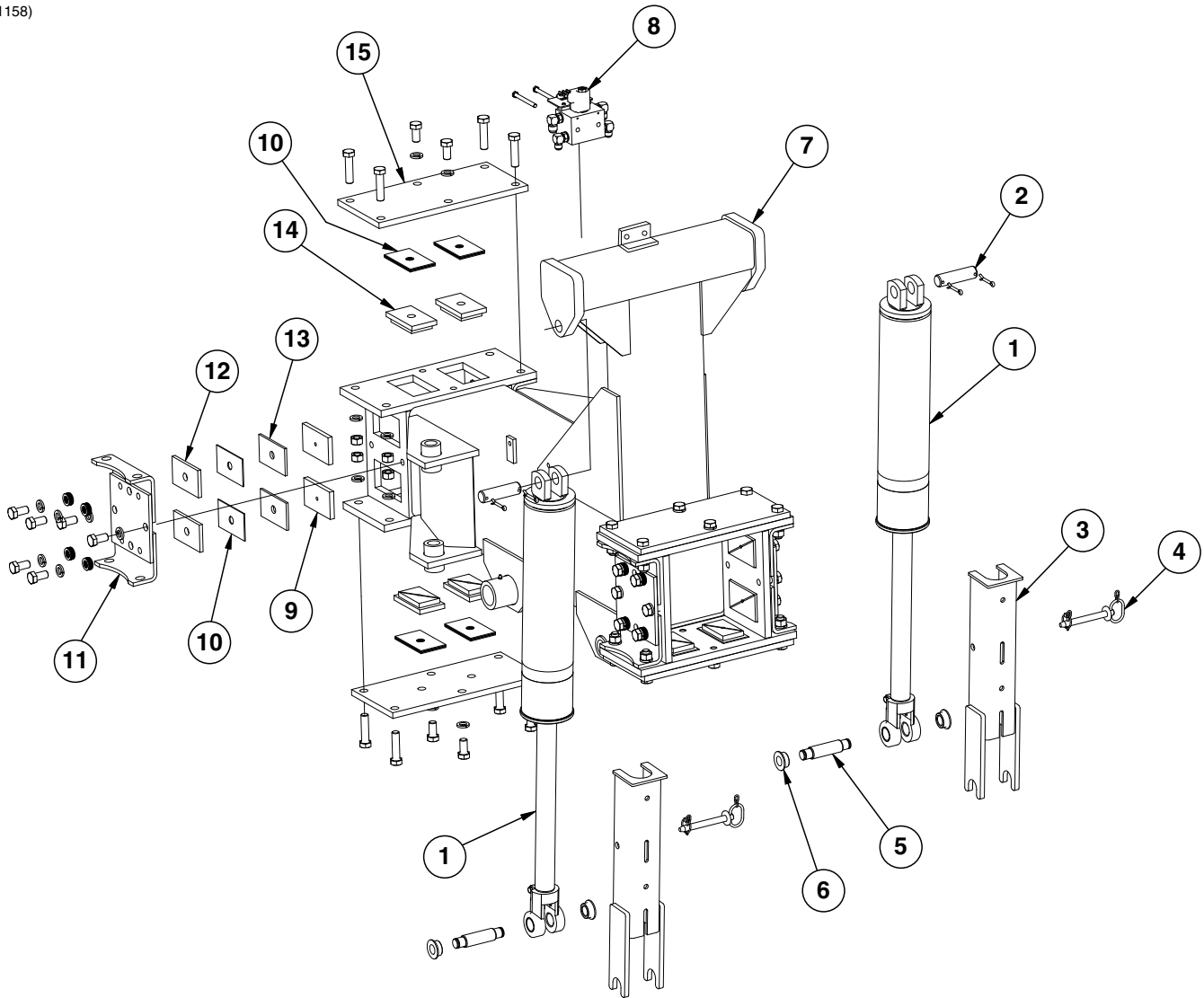
ITEM	PART NO.	QTY.	DESCRIPTION
1	GD9467	4	Cap
2	GD9468	2	Bearing Pad
3	GD9465	2	Shim, 3/8"
4	GD9498	12	Shim, 12 Gauge
5	GD10981	2	Shim, 1/4" (As Required)
6	GA6655	2	Retainer Pad
7	G10007	24	Hex Head Cap Screw, 5/8"-11 x 1 1/2"
8	G10230	24	Lock Washer, 5/8"
9	G10763	4	Grease Fitting, Extended, 1/8"-27

**This page left blank intentionally.**



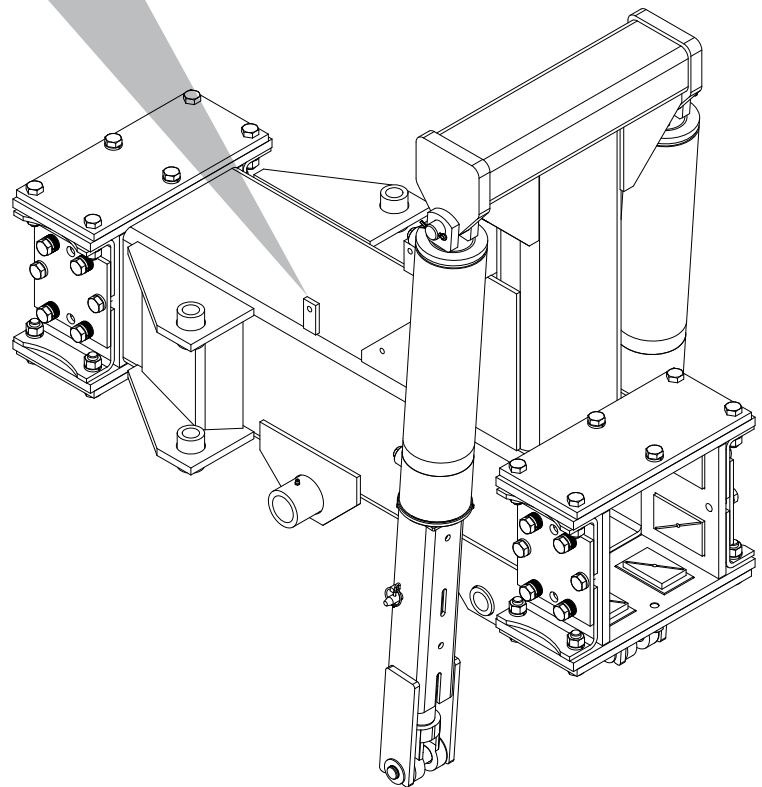
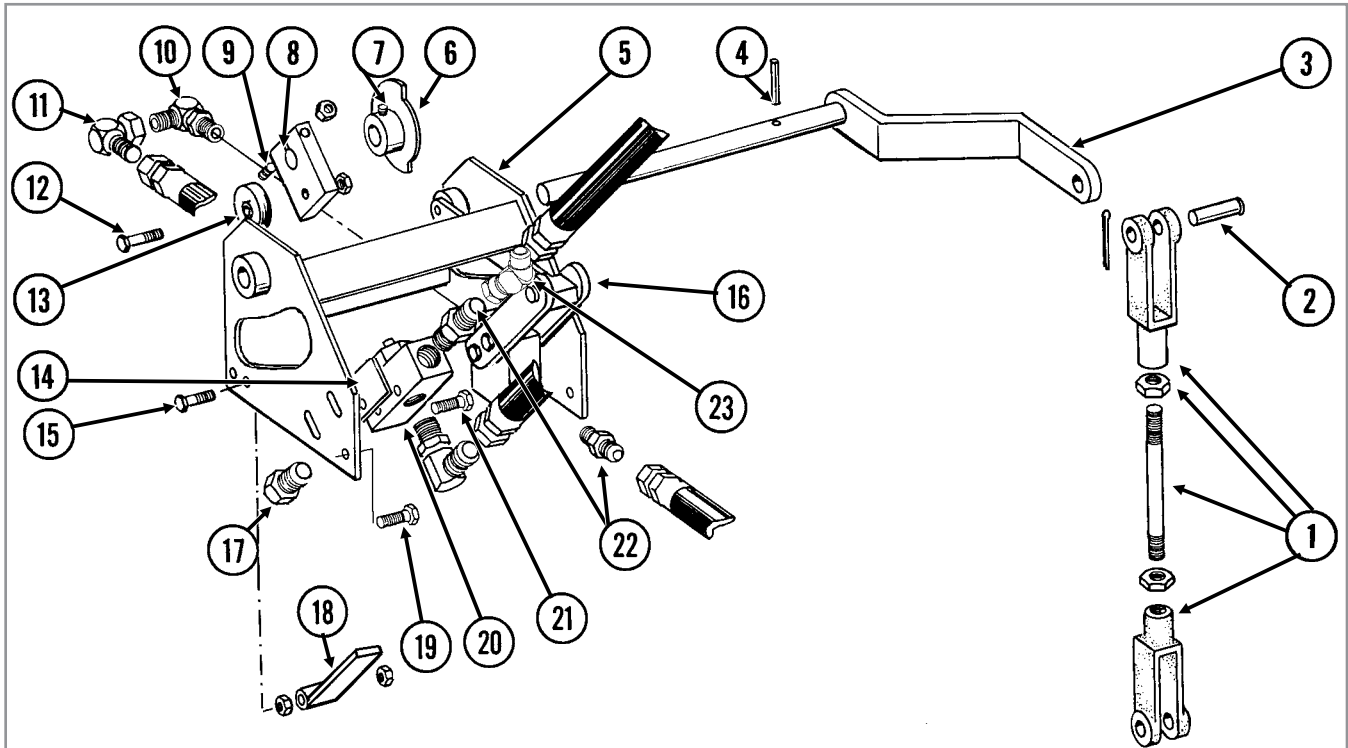
**This page left blank intentionally.**

(IP1158)



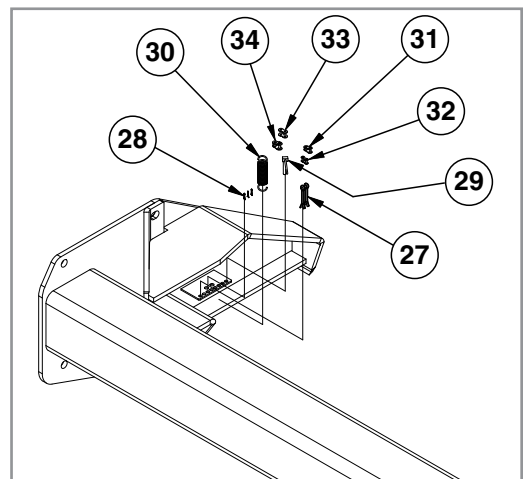
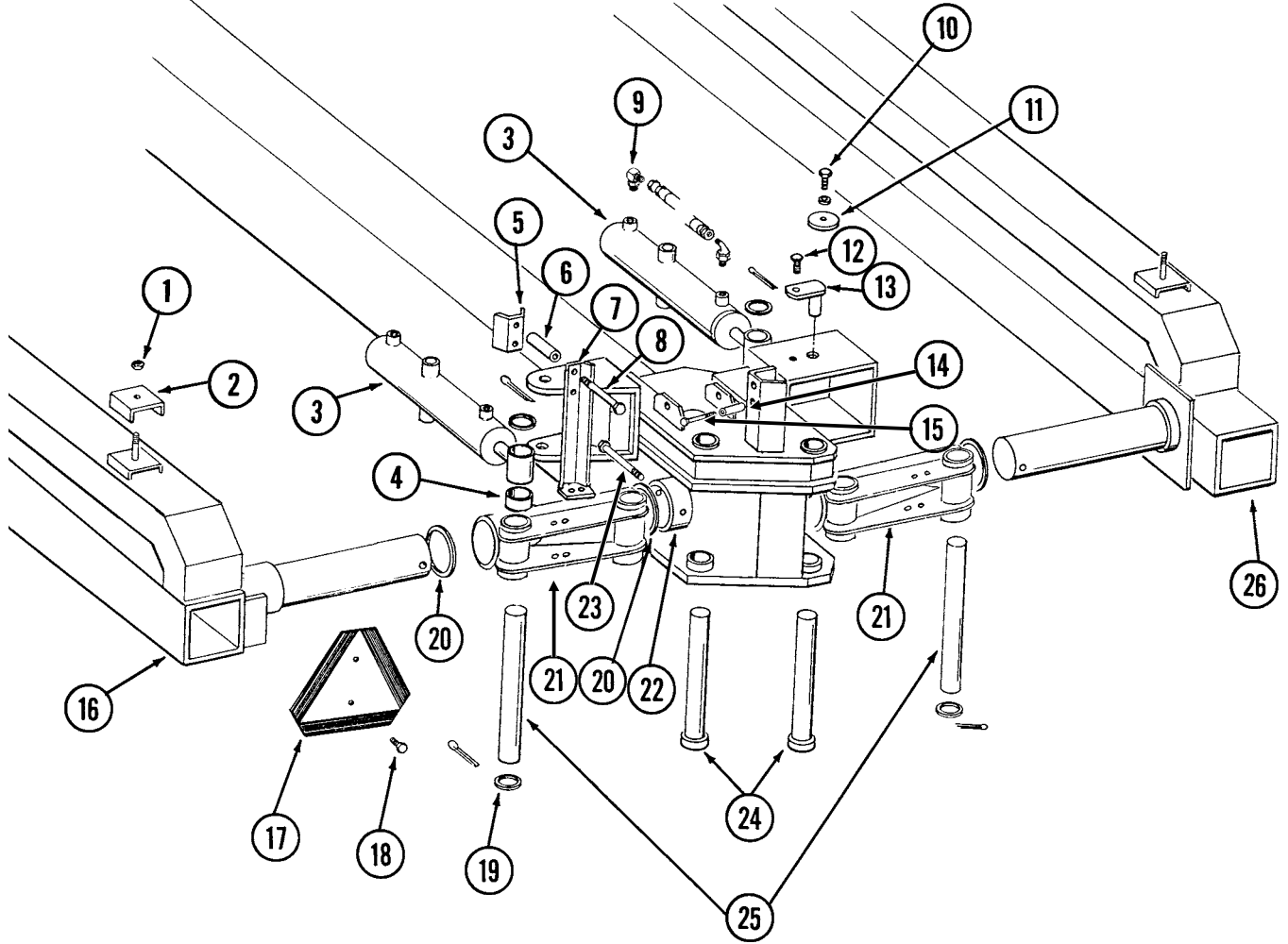
ITEM	PART NO.	QTY.	DESCRIPTION
1	---	2	<a href="#">See "Slave Cylinders" on page P103</a>
2	GD12585	2	Pin, 1¼" x 4½"
	G10460	4	Cotter Pin, ¼" x 2"
3	GA8971	2	Cylinder Lockup Bracket W/Pin Assembly
	GA8963	1	Cylinder Lockup
4	GA8312	1	Pin W/Lynch Pin, 5½"
5	GD12545	2	Pin, 1¼" x 5½"
	G10982	4	HD External Retaining Ring, 1"
6	GD12535	4	Special Bushing, 2" O.D. x 1" I.D. x ¾" Long
7	A12531	-	Axle Mount <b>(Non-Stock Item)</b>
8	---	1	<a href="#">See "Valve Block on Tower Assembly" on page P114</a>
	G10324	2	Hex Head Cap Screw, ⅜"-16 x 3¾"
9	GD9468	8	Bearing Pad
10	GD9498	32	Shim, 12 Gauge
11	GA12595	4	Retainer
	G10231	24	Lock Washer, ¾"
	G10215	112	Machine Bushing, ¾", 14 Gauge
	G10025	24	Hex Head Cap Screw, ¾"-10 x 1½"
12	GD9465	8	Shim, ⅜"
13	GD10981	8	Shim, ¼"
14	GA6655	8	Retainer Pad
15	GD18328	4	Retainer, 8" x 18¾"
	G10763	16	Grease Fitting, Extended, ⅛"-27
	G10105	16	Hex Nut, ¾"-10
	G10028	16	Hex Head Cap Screw, ¾"-10 x 3"
	G10231	24	Lock Washer, ¾"
	G10025	8	Hex Head Cap Screw, ¾"-10 x 1½"

(FF8g)



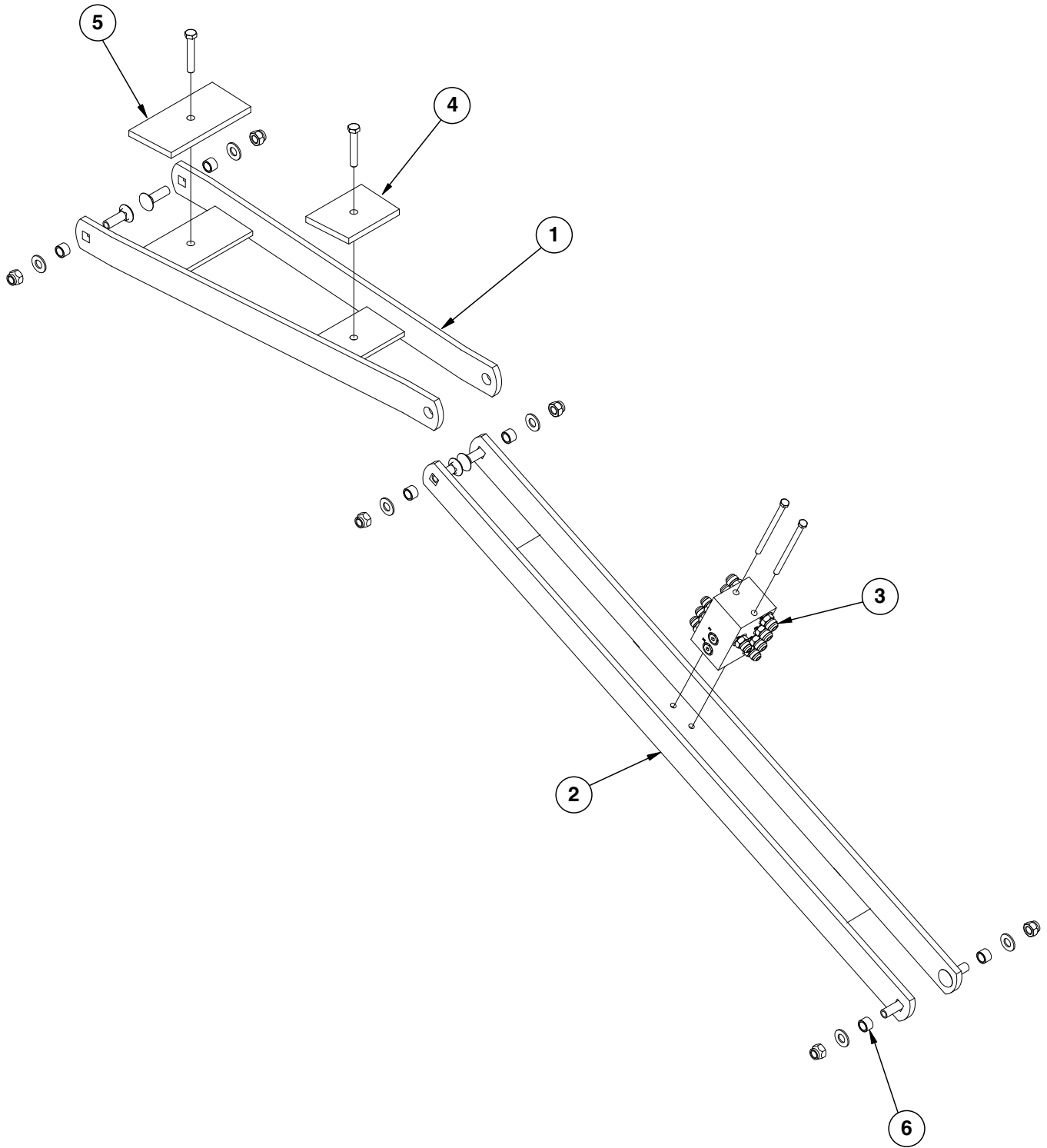
ITEM	PART NO.	QTY.	DESCRIPTION
1	GA6646	1	Rod Assembly
	GD8218	-	Yoke
	GD9499	-	Stud
	G10104	-	Hex Nut, 5/8"-11
2	G10560	2	Clevis Pin, 1/2" x 1 3/4"
	G10451	2	Cotter Pin, 1/8" x 1"
3	GA6685	1	Cam Activator
4	G10606	1	Spring Pin, 1/4" x 2"
5	GA6687	1	Housing
6	GA6686	1	Cam
7	G10120	2	Hex Socket Set Screw, 3/8"-16 x 1/2"
8	GD9511	1	Detent Arm
9	G10048	1	Hex Head Cap Screw, 3/8"-16 x 2"
	G10108	1	Lock Nut, 3/8"-16
10	G6801-10-08	1	Elbow W/O-Ring, 90°, 7/8"-14 Male JIC To 3/4"-16 O-Ring
	GR1037	-	O-Ring
11	G6500-10	1	Swivel Elbow, 90°, 7/8"-14 Male JIC To Female
12	G10009	1	Hex Head Cap Screw, 5/8"-11 x 2 1/2"
	G10107	1	Lock Nut, 5/8"-11
13	GA2014	1	Bearing
14	GD10714	-	Spacer
15	G10048	1	Hex Head Cap Screw, 3/8"-16 x 2"
	G10101	2	Hex Nut, 3/8"-16
16	---	-	<a href="#">See "Detent Lever Valve" on page P120</a>
17	G6408-08	1	Plug W/O-Ring, 3/4"-16 O-Ring
	GR1037	-	O-Ring
18	GA7153	1	Stroke Limiter Arm (If Applicable)
19	G10004	4	Hex Head Cap Screw, 3/8"-16 x 1 1/4"
	G10229	4	Lock Washer, 3/8"
	G10101	4	Hex Nut, 3/8"-16
20	---	-	<a href="#">See "Stroke Limiter Valve" on page P121</a>
21	G10069	2	Hex Head Cap Screw, 5/16"-18 x 2 1/4"
	G10109	2	Lock Nut, 5/16"-18
	G11386	2	Flat Washer, 5/16" SAE
22	G6400-10-08	1	Connector W/O-Ring, 7/8"-14 Male JIC To 3/4"-16 O-Ring
	GR1037	-	O-Ring
23	G6502-10	-	Swivel Elbow, 45°, 7/8"-14 Male JIC To Female

PFA062/PFA052(FF9c)



ITEM	PART NO.	QTY.	DESCRIPTION
1	G10111	-	Lock Nut, 1/2"-13
2	GD0740	18	Hose Clamp, 3/4" x 4" x 3 1/2"
	GD0776	2	Hose Clamp, 3/4" x 2" x 2 1/2"
3	---	-	<a href="#">See "Helper Cylinder" on page P107</a>
4	GD9727	2	Spacer
5	GD9361	2	Hose Guide
6	GD3180-13	4	Sleeve, 5/8" I.D. x 7/8" O.D. x 4" Long
7	GA6640	1	Bracket
8	G10011	2	Hex Head Cap Screw, 5/8"-11 x 5 1/2"
	G10230	2	Lock Washer, 5/8"
	G10104	2	Hex Nut, 5/8"-11
9	G6801-06-08	4	Elbow W/O-Ring, 90°, 9/16"-18 Male JIC To 3/4"-16 O-Ring
	GR1037	-	O-Ring
10	G10026	2	Hex Head Cap Screw, 3/4"-10 x 2"
	G10231	2	Lock Washer, 3/4"
11	GD9516	2	Pivot Washer
12	G10017	4	Hex Head Cap Screw, 1/2"-13 x 1 1/2"
	G10228	4	Lock Washer, 1/2"
	G10102	4	Hex Nut, 1/2"-13
13	GA6761	4	Pin
14	GD3180-06	2	Sleeve, 5/8" I.D. x 7/8" O.D. x 1 3/4" Long
15	G10013	2	Hex Head Cap Screw, 5/8"-11 x 3 1/2"
	G10036	-	Hex Head Cap Screw, 5/8"-11 x 4"
	G10230	2	Lock Washer, 5/8"
	G10104	2	Hex Nut, 5/8"-11
16	GA9031	1	L.H. Wing, 360"
17	GD2199	1	SMV Sign
18	G10022	2	Hex Head Cap Screw, 1/4"-20 x 1/2"
	G10227	2	Lock Washer, 1/4"
	G10103	2	Hex Nut, 1/4"-20
19	G10360	4	Machine Bushing, 2 1/2", 10 Gauge
20	GD9462	6	Washer
21	GA8138	-	Knuckle
	G10640	3	Grease Fitting, 1/4"-28
22	GD9463	2	Washer
23	G10057	2	Hex Head Cap Screw, 3/4"-10 x 7"
	G10231	2	Lock Washer, 3/4"
	G10105	2	Hex Nut, 3/4"-10
24	GA8994	-	Vertical Pin
	G10360	-	Machine Bushing, 2 1/2", 10 Gauge (As Required)
	G10359	-	Machine Bushing, 2 1/2", 18 Gauge (As Required)
	GD12692	-	Pin, 3/8" x 3 1/2"
25	GD9726	2	Pin, 2 1/2" x 13 1/8"
	G10461	4	Cotter Pin, 3/8" x 3"
26	GA9032	1	R.H. Wing, 357"
27	G10460	2	Cotter Pin, 1/4" x 2" (Toolbox)
	G10670	3	Hair Pin Clip, No. 3 (Toolbox)
28	G10455	3	Cotter Pin, 1/16" x 1/2" (Toolbox)
	G10478	2	Clevis Pin, 5/16" x 1" (Toolbox)
29	GD2558	1	Lynch Pin, 1/4" (Toolbox)
	G10821	3	Clevis Pin, 3/16" x 2" (Toolbox)
30	GD5857	1	Spring (Toolbox)
31	GR0201	1	Offset Link, No. 41 (Toolbox)
32	GR0196	1	Connector Link, No. 41 (Toolbox)
33	GR0912	1	Connector Link, No. 40 (Toolbox)
34	GR0911	1	Offset Link, No. 40 (Toolbox)

(IP1155a)

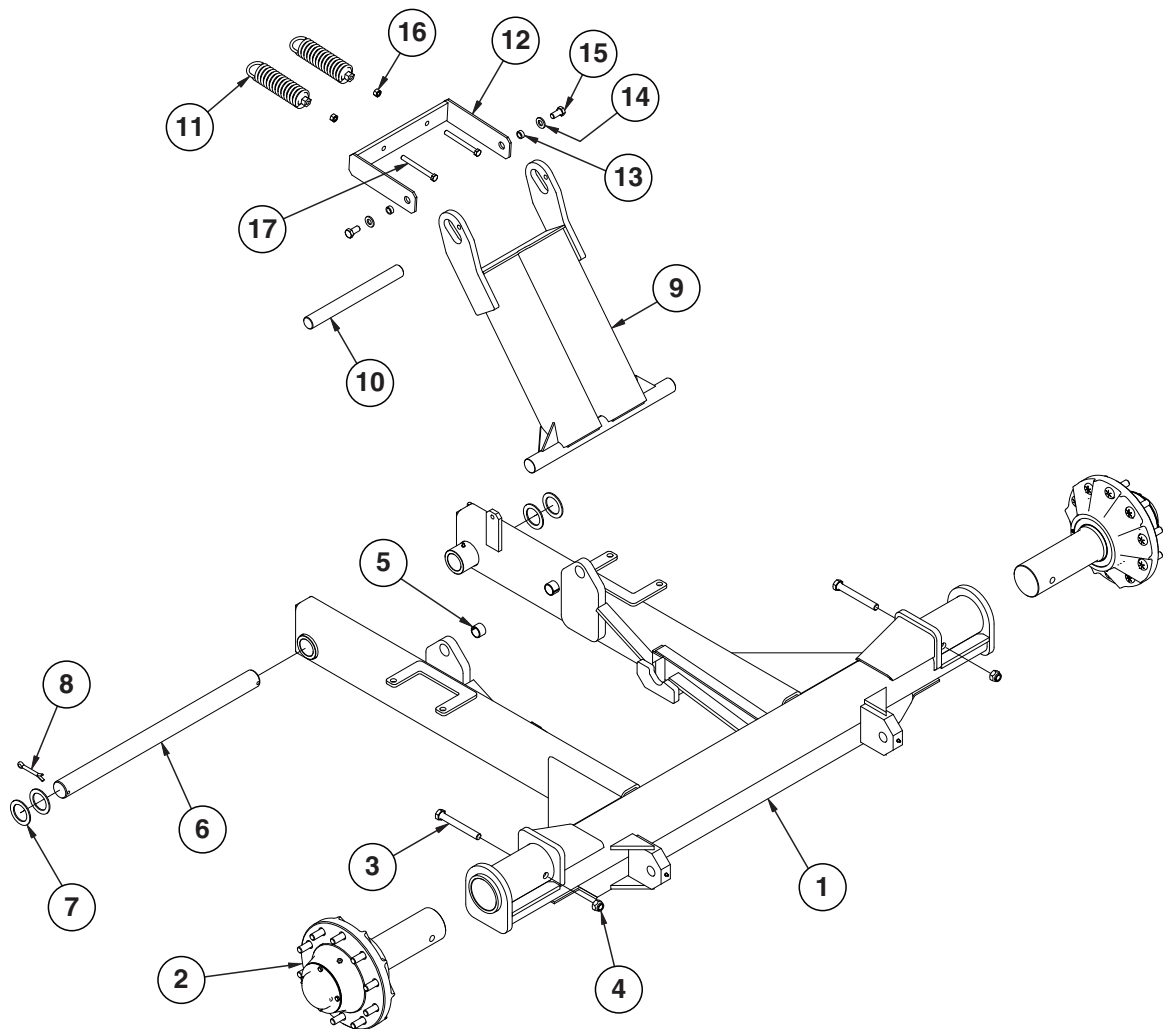




ITEM	PART NO.	QTY.	DESCRIPTION
1	GA6656	1	Front Hose Take-Up
2	GA6657	1	Rear Hose Take-Up
3	---	1	<a href="#">See "Junction Block on Hose Take-Up" on page P119</a>
	G10756	2	Hex Head Cap Screw, 3/8"-16 x 6"
	G11091	2	Serrated Flange Nut, 3/8"-16
4	GD11894	1	Spacer, 4" x 5 1/2"
	G10038	1	Hex Head Cap Screw, 1/2"-13 x 3"
	G10111	1	Lock Nut, 1/2"-13
5	GD11895	1	Spacer, 4" x 8 1/4"
	G10038	1	Hex Head Cap Screw, 1/2"-13 x 3"
	G10111	1	Lock Nut, 1/2"-13
6	GB0218	6	Bushing, 2 1/32" I.D. x 7/8" O.D. x 1 9/32" Long
	G11391	6	Flat Washer, 5/8" SAE
	G10689	6	Carriage Bolt, 5/8"-11 x 2"
	G10107	6	Lock Nut, 5/8"-11

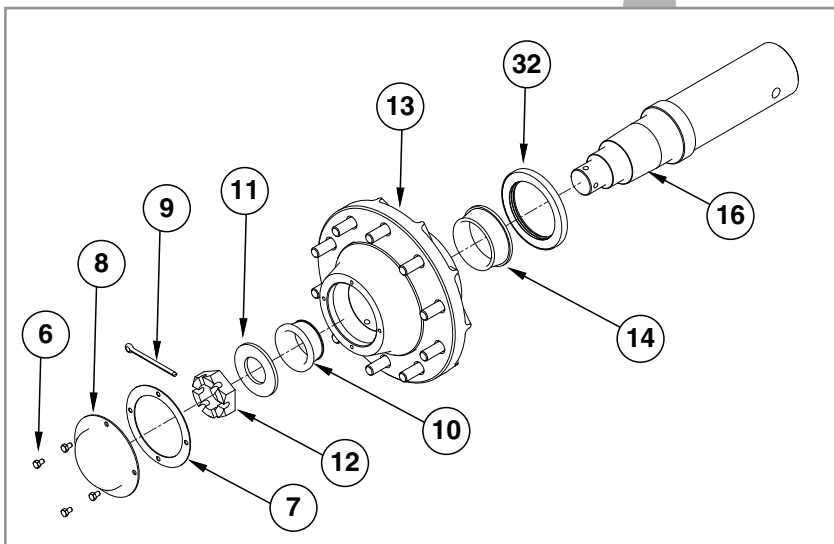
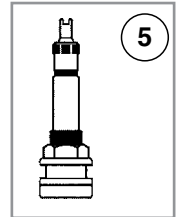
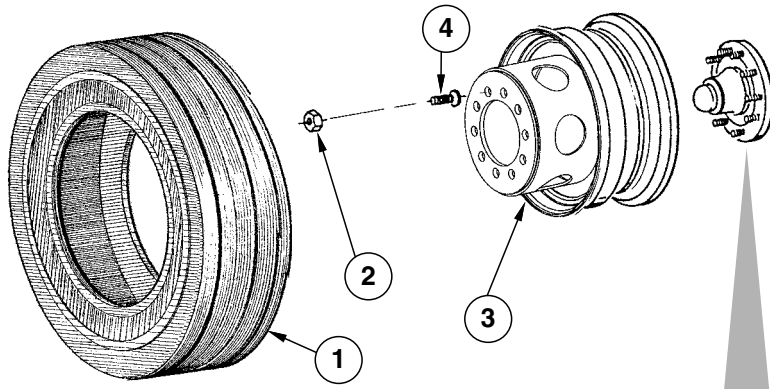
**This page left blank intentionally.**

(IP1420)



ITEM	PART NO.	QTY.	DESCRIPTION
1	GA16870 G10640	1 4	Axle, 36 Row 20" (Non-Stock Item) Grease Fitting, 1/4"-28
2	---	2	<a href="#">See "Transport Wheel and Hub Assembly" on page P73</a>
3	G10440	2	Hex Head Cap Screw, 3/4"-10 x 6"
4	G10112	2	Lock Nut, 3/4"-10
5	GD11751	2	Steel Bushing, 1" Wide
6	GD9566-01	1	Pin, 2 1/8" x 3 1/8"
7	G10234	4	Machine Bushing, 2 1/8", 10 Gauge
8	G10461	2	Cotter Pin, 3/8" x 3"
9	GA14086 GA6658	1 -	Transport Lockup Transport Lockup (24 Row 70cm only)
10	GD11783	1	Transport Rod, 1 1/2" x 14 3/4"
11	GA2068	2	Spring W/Plug
12	GA6725	1	Mechanical Trip Actuator
13	GD3180-24	2	Sleeve, 5/8" I.D. x 7/8" O.D. x 3/8" Long
14	G11391	2	Flat Washer, 5/8" SAE
15	G10055	2	Hex Head Cap Screw, 5/8"-11 x 1 1/4"
16	G10102	2	Hex Nut, 1/2"-13
17	G10348	2	Hex Head Cap Screw, 1/2"-13 x 5"

(FF11d/A7434)

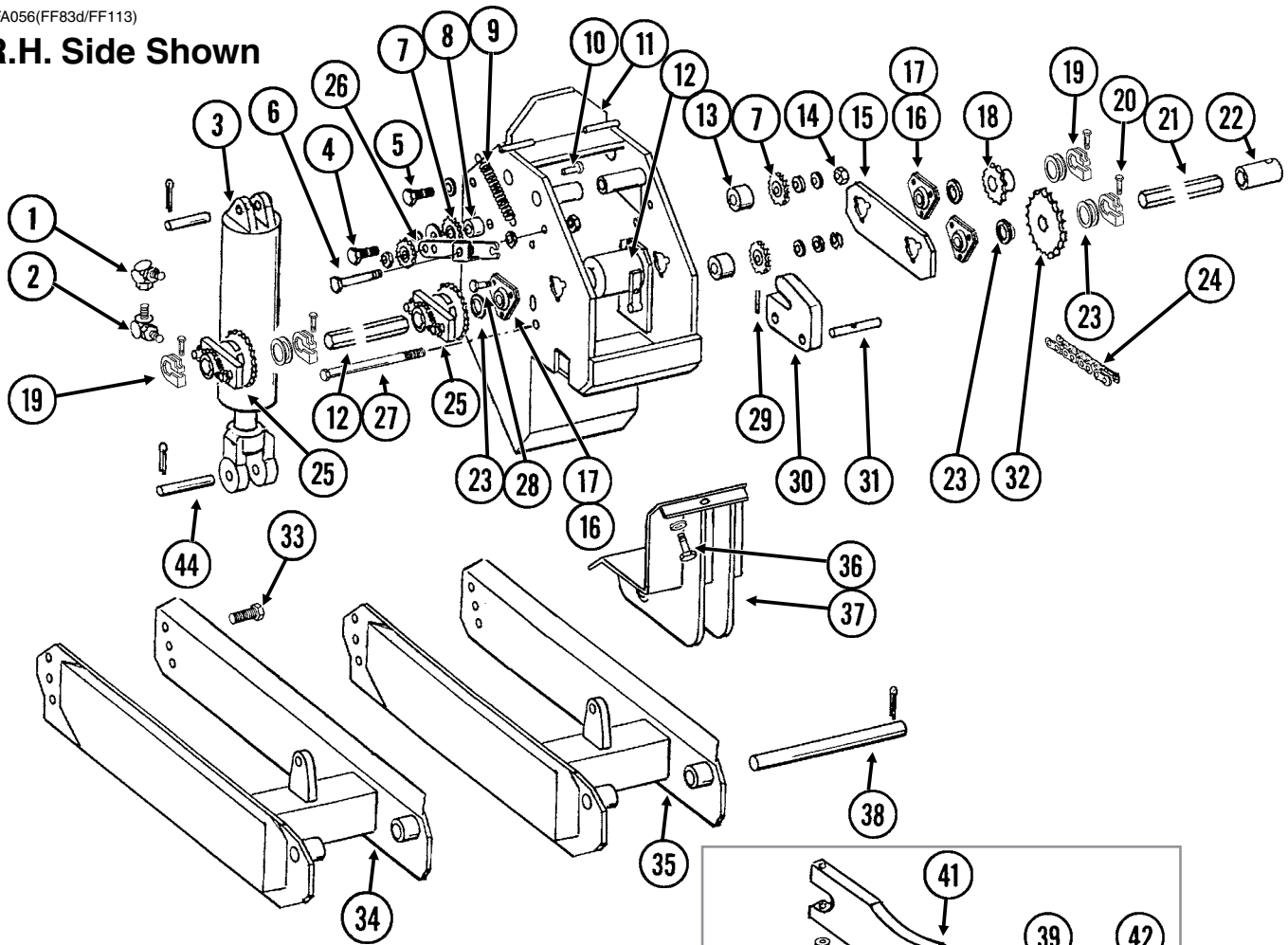


ITEM	PART NO.	QTY. (Per Assy.)	DESCRIPTION
1	GD13352	-	Tire, 36" x 16" x 17.5", 14 Ply, Tubeless (Specify Brand*)
2	GD9509	10	Outer Budd Nut
3	GA7448	-	Rim, 16" Deep, 24 Row 20" and 24 Row 22"
4	GD9508	10	Inner Budd Nut, 2¼" Long
	GD12567	-	Inner Budd Nut, 2⅝" Long
5	GA7434	1	Valve Stem
6	G10054	4	Hex Head Cap Screw, ⅝"-18 x ½"
7	GR2077	1	Hub Cap Gasket
8	GR2078	1	Hub Cap
9	GR2076	1	Cotter Pin, ⅝" x 4"
10	GR2072	1	Bearing Cone
11	GR2074	1	Washer, 4" x 2¼" x ¼"
12	GR2075	1	Spindle Nut, 2½"
13	GA16871	1	Hub W/Cups, Grease Fitting, and Stud Bolts (10 Bolt)
	GR2067	-	Bearing Cup
	GR2068	-	Bearing Cup
	GR2069	-	Stud Bolt, ¾"-16 x 2¾"
	GR2070	-	Self Tapping Grease Fitting, ⅜"-27
14	GR2071	1	Bearing Cone
15	GR2073	1	Grease Seal
16	GD24448	1	Spindle

\* Specific brand requests will be supplied only as available from current Kinze Repair Parts stock. If a specific brand requested is not in stock, the brand available will be supplied.

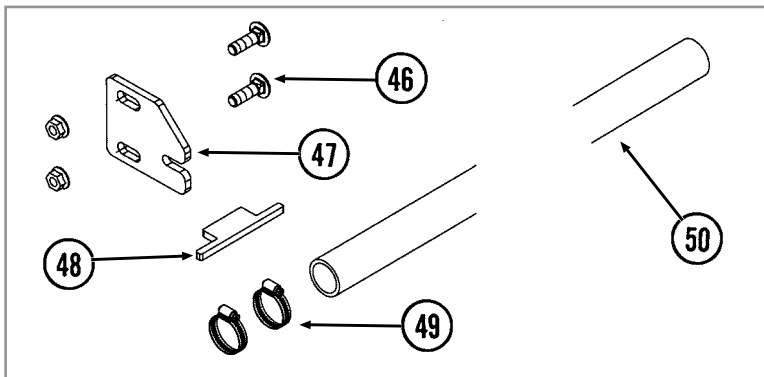
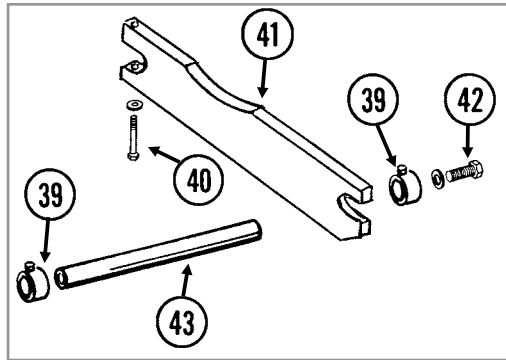
PFA056(FF83d/FF113)

R.H. Side Shown



Long Wheel Arm

Short Wheel Arm



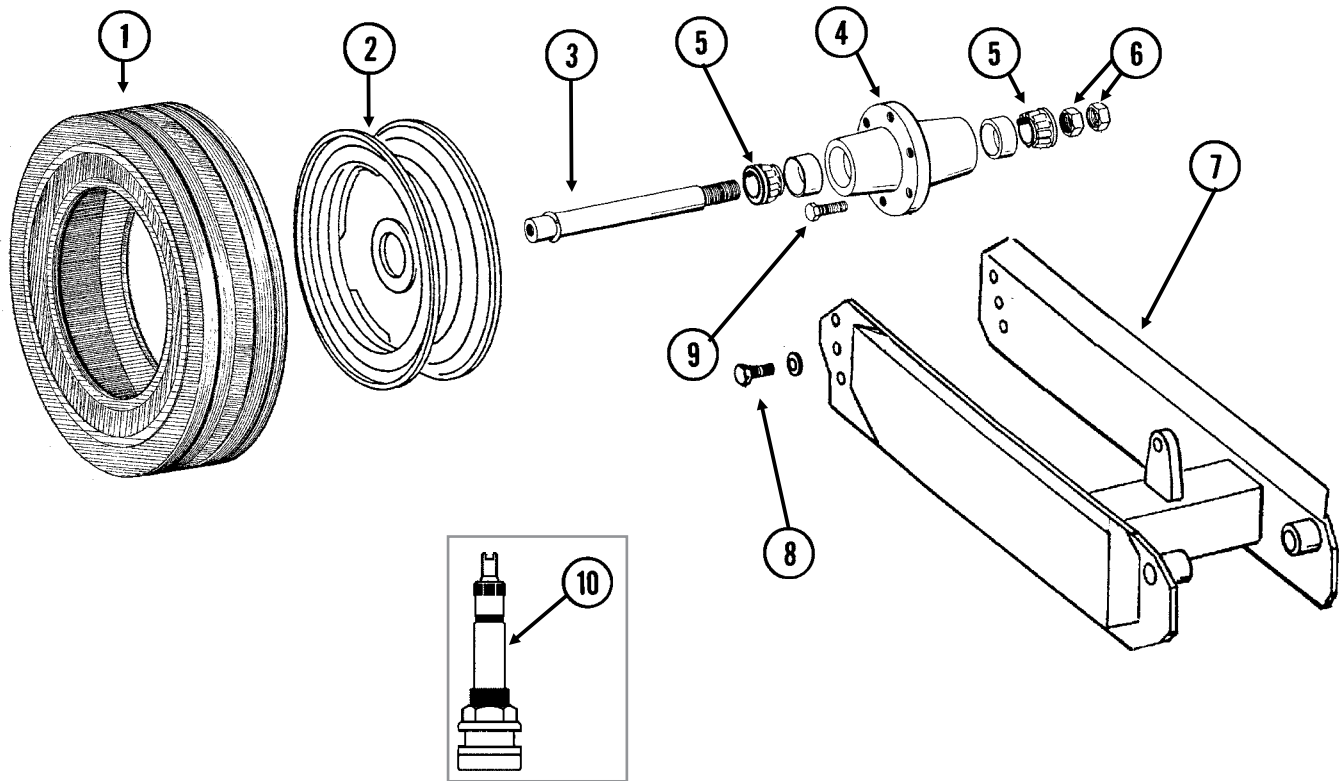
ITEM	PART NO.	QTY. (Per Machine)	DESCRIPTION
1	G6502-08	8	Swivel Elbow, 45°, ¾"-16 Male JIC To Female
2	G6801-08 GR1037	8 -	Elbow W/O-Ring, 90°, ¾"-16 Male JIC To O-Ring O-Ring
3	---	-	<a href="#">See "Master Cylinder" on page P103</a>
4	G10397 G11389 G10111	4 4 4	Hex Head Cap Screw, ½"-13 x 2¾" Flat Washer, ½" SAE Lock Nut, ½"-13
5	---	-	<a href="#">See "Contact Wheel Assembly" on page P79</a>
6	G10036 G10918 G10104 G10107	4 8 4 4	Hex Head Cap Screw, ⅝"-11 x 4" Machine Bushing, ⅝", 14 Gauge (If Applicable) Hex Nut, ⅝"-11 Lock Nut, ⅝"-11
7	GA7154	8	Sprocket W/Bearing, 18 Tooth
8	GB0258	4	Stepped Spacer, ⅞"
9	GD5857	4	Spring
10	G10860 G10166	4 4	Retaining Ring, ⅜" Clevis Pin, ⅜" x 1½"
11	A20273	-	Wheel Tower <b>(Non-Stock Item)</b>
12	---	-	<a href="#">See "Point Row Clutch" on page P81</a> <a href="#">See "Two-Speed Point Row Clutch" on page P83</a>
13	GD10637	8	Stepped Spacer, ½"
14	G10053 G10235 G10228 G10102	8 16 8 8	Hex Head Cap Screw, ½"-13 x 2½" Machine Bushing, ⅞", 14 Gauge Lock Washer, ½" Hex Nut, ½"-13
15	GD9482	2	Plate
16	G2100-03	-	Bearing, ⅞" Hex Bore, Spherical
17	G3400-01	-	Flangette
18	GA5113 GA5107	- -	Sprocket, 28 Tooth Sprocket, 19 Tooth
19	GD11045	-	Lock Clamp
20	G10130 G10923	- -	Square Head Machine Bolt, ⅝"-18 x 1¾" Flange Nut, ⅝"-18, No Serration
21	GD0914-24 GD0914-63	1 1	Hex Shaft, ⅞" x 24" (No Holes) Hex Shaft, ⅞" x 63" (No Holes)
22	---	-	<a href="#">See "Seed Rate Transmission and Driveline" on page P93</a>
23	G10233	-	Machine Bushing, 1", 10 Gauge (As Required)
24	G3310-82 GR0912	- -	Chain, No. 40, 82 Pitch Including Connector Link Connector Link, No. 40
25	---	2	<a href="#">See "Ratchet/Sprocket Assembly" on page P95</a>
26	GA9554 GA7154 G10017 G10128 G10501	4 - - - -	Idler W/Sprocket And Hardware, R.H. Sprocket W/Bearing, 18 Tooth Hex Head Cap Screw, ½"-13 x 1½" Machine Bushing, ½", 14 Gauge Hex Jam Nut, ½"-13, Grade 2
27	G10595 G10875 G11387 G10108	2 2 4 2	Hex Head Cap Screw, ⅝"-16 x 10" Hex Head Cap Screw, ⅝"-16 x 11" Flat Washer, ⅜" SAE Lock Nut, ⅝"-16

Continued on the next page.

ITEM	PART NO.	QTY. (Per Machine)	DESCRIPTION
28	G10338	6	Carriage Bolt, 5/16"-18 x 1 1/4"
	G10303	18	Carriage Bolt, 5/16"-18 x 1"
	G10232	24	Lock Washer, 5/16"
	G10106	24	Hex Nut, 5/16"-18
29	G10606	4-6	Spring Pin, 1/4" x 2"
30	GD9514	4-6	Cylinder Pivot Mount
31	GD9515	4-6	Cylinder Anchor Pin, 1" x 6"
32	GA5194	-	Sprocket, 50 Tooth
33	---	-	<a href="#">See "Ground Drive Tire Assembly" on page P78</a>
34	GA18348	-	Long Wheel Arm W/Grease Fitting (Inner)
	G10640	-	Grease Fitting, 1/4"-28
35	GA8714	-	Short Wheel Arm W/Grease Fitting (Outer)
	G10640	-	Grease Fitting, 1/4"-28
36	G10006	-	Hex Head Cap Screw, 5/8"-11 x 2 1/4"
	G11391	-	Flat Washer, 5/8" SAE
	G10230	-	Lock Washer, 5/8"
	G10104	-	Hex Nut, 5/8"-11
37	GA7324	4	Bracket W/Grease Fittings
	G10640	-	Grease Fitting, 1/4"-28
38	GD11695	4-6	Pin, 1 1/4" x 13 1/4"
	G10610	8-12	Spring Pin, 3/8" x 2"
39	GD10686	-	Special Lock Collar, Less Set Screws
	G10145	-	Square Head Set Screw, 5/16"-18 x 1/2"
40	G10035	-	Hex Head Cap Screw, 1/2"-13 x 4"
	G10228	-	Lock Washer, 1/2"
41	GD10316	-	Plate, Special Row Spacing Only
42	G10017	-	Hex Head Cap Screw, 1/2"-13 x 1 1/2"
	G10228	-	Lock Washer, 1/2"
43	GD10317	-	Shaft, Special Row Spacing Only
44	GD12585	8-10	Pin, 1 1/4" x 4 1/2"
	G10460	16-20	Cotter Pin, 1/4" x 2"
45	---	-	---
46	G10599	2	Carriage Bolt, 3/8"-16 x 1 1/4"
	G10622	2	Serrated Flange Nut, 3/8"-16
47	GD17023	1	Plate
48	GD14115	1	Catch
49	G10278	2	Hose Clamp, No. 16
50	GD13652-02	1	Pipe, 1" x 50"
A	G1K269	-	Lock Clamp Kit (Items 19 And 20)



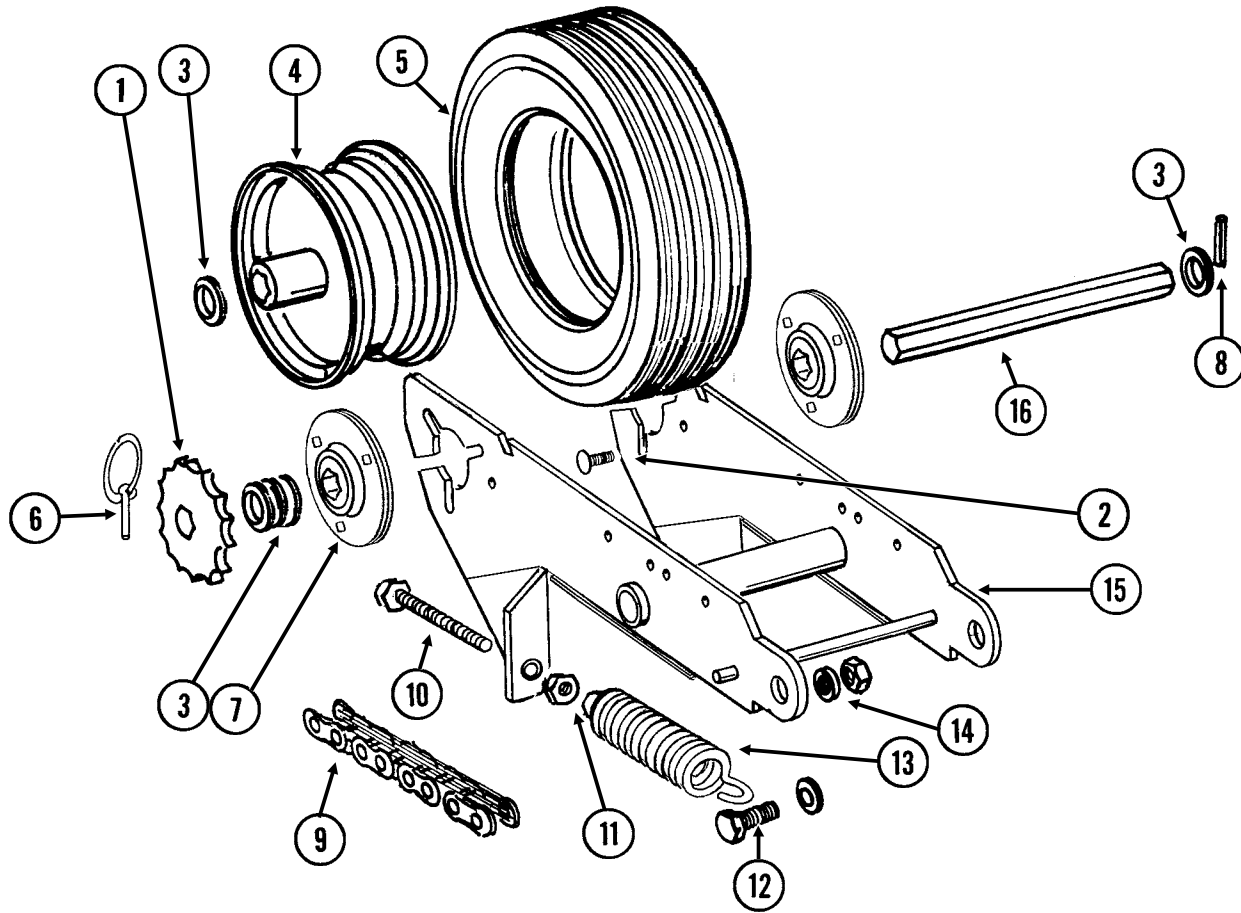
PFA056/PTD057(FF13e/A7434)



ITEM	PART NO.	QTY. (Per Assy.)	DESCRIPTION
1	GD13409	-	Tire, 255-70R 22.5" W/O Center Rib, Tubeless (Specify Brand*)
2	GA9619	-	Rim, 5.5" x 22.5"
3	GA4376	1	Spindle W/Round External Retaining Ring, 10"
	GD11490	-	Round External Retaining Ring
	GD11458	-	Spindle ( <b>Sub GA4376</b> )
4	GA2148	1	Hub W/Cups, 6 Bolt
	GR0434	-	Cup
5	GA0895	2	Bearing
6	G11081	2	Hex Jam Nut, 1½"-12, Grade 2
7	---	-	<a href="#">See "Wheel Module Assembly" on page P75</a>
8	G10026	2	Hex Head Cap Screw, ¾"-10 x 2"
	G10231	2	Lock Washer, ¾"
9	GR0270	6	Lug Bolt, 9/16"-18
10	GA7434	-	Valve Stem
A	GA9620	-	Tire And Rim Assembly W/O Center Rib (Items 1, 2 And 10) (Specify Brand*)
B	GA4377	-	Hub And Spindle Assembly (Items 3-6)

\*Specific brand requests will be supplied only as available from current Kinze Repair Parts stock. If a specific brand requested is not in stock, the brand available will be supplied.

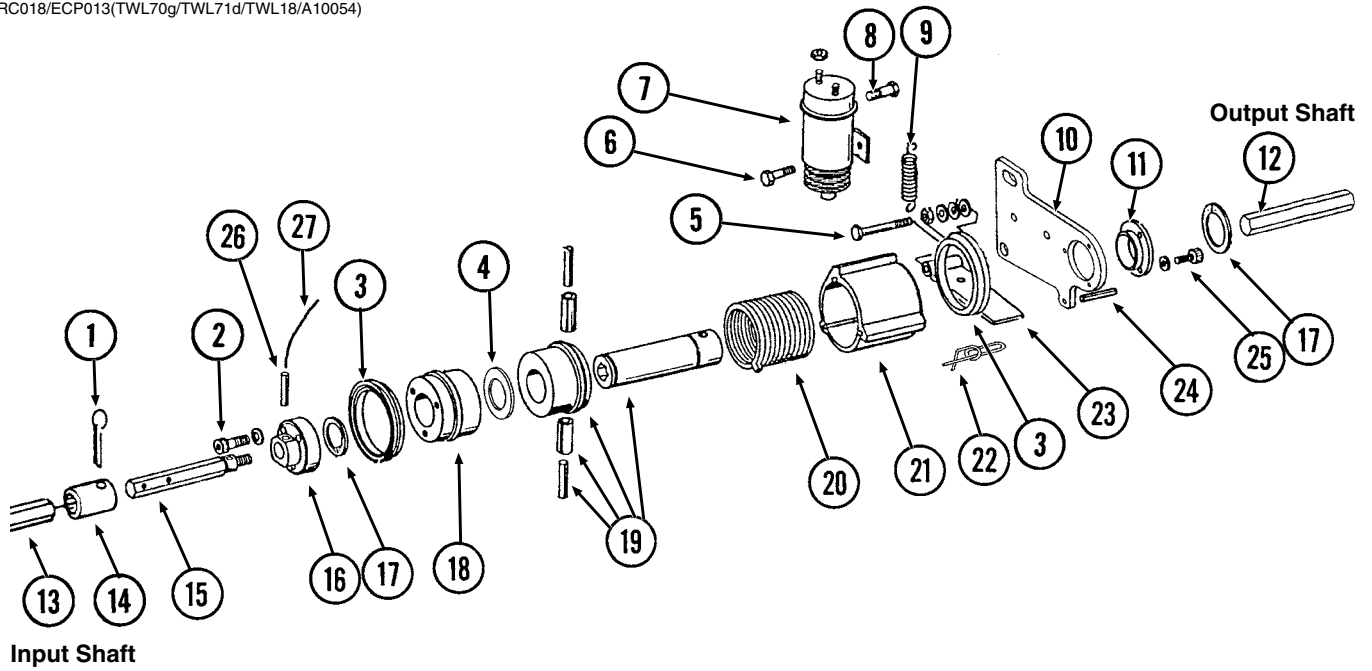
(FF43e)



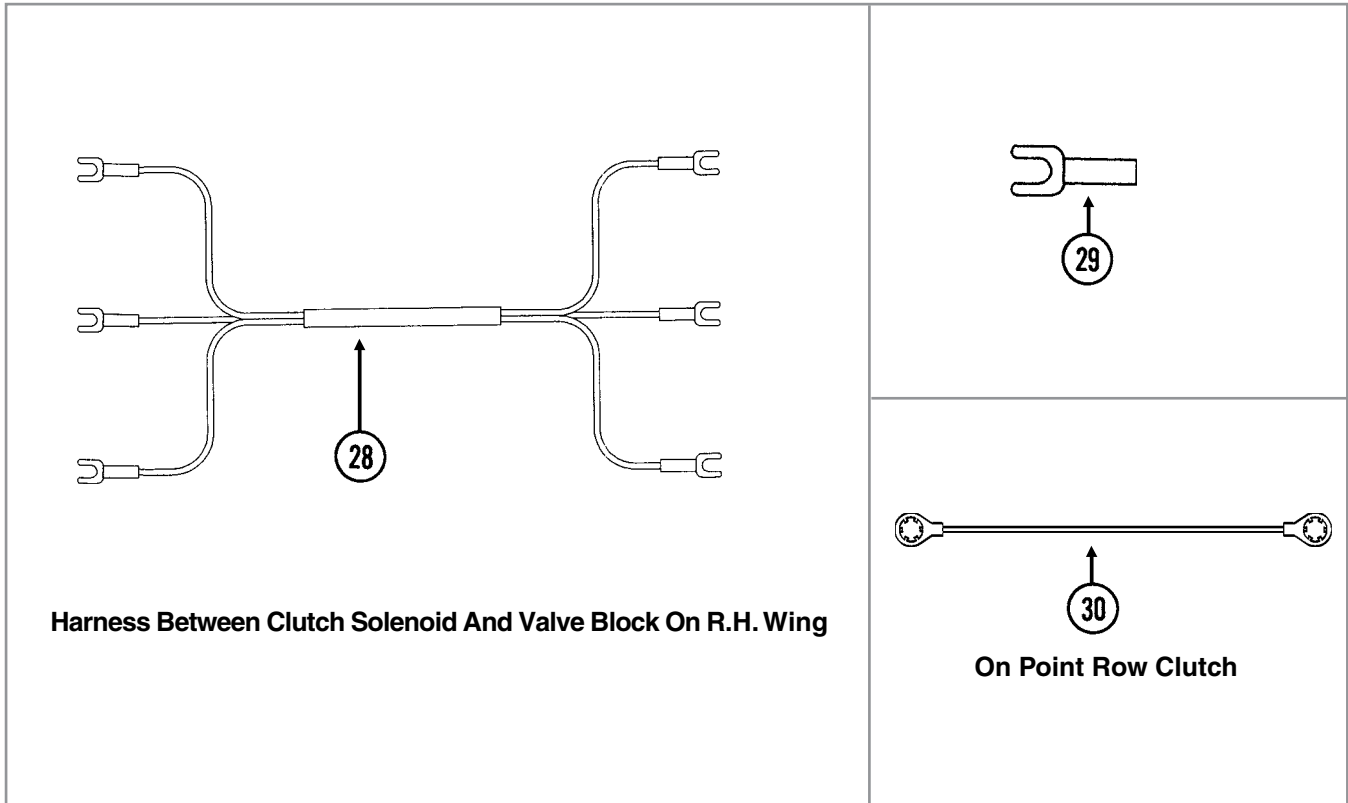
ITEM	PART NO.	QTY. (Per Assy.)	DESCRIPTION
1	GA12192	1	Sprocket, 22 Tooth
	GA5113	-	Sprocket, 28 Tooth
	GA12191	-	Sprocket, 44 Tooth
	GA5105	-	Sprocket, 15 Tooth
2	G10303	6	Carriage Bolt, 5/16"-18 x 1"
	G10620	6	Serrated Flange Nut, 5/16"-18
3	G10233	-	Machine Bushing, 1", 10 Gauge (As Required)
4	GA3553	1	Rim, 3.75" x 8"
	GD6989	1	Sleeve
5	GD4700	1	Tire, 4.80" x 8", 4 Ply, Rib Implement (Specify Brand*)
	GD4701	-	Valve Stem
6	GD2558	1	Lynch Pin, 1/4"
7	GA9846	2	Flanged Bearing, 7/8" Hex Bore
8	G10602	2	Spring Pin, 1/4" x 1 1/2"
9	G3310-148	1	Chain, No. 40, 148 Pitch Including Connector Link (Used With 22 Tooth Sprocket)
	G3310-150	1	Chain, No. 40, 150 Pitch Including Connector Link (Used With 28 Tooth Sprocket)
	G3310-158	1	Chain, No. 40, 158 Pitch Including Connector Link (Used With 44 Tooth Sprocket)
	G3310-144	1	Chain, No. 40, 144 Pitch Including Connector Link (Used With 15 Tooth Sprocket)
	GR0912	-	Connector Link, No. 40
10	G10890	2	Hex Head Adjusting Bolt, 1/2"-13 x 4", Grade 2
11	G10501	2	Hex Jam Nut, 1/2"-13, Grade 2
12	G10008	2	Hex Head Cap Screw, 5/8"-11 x 2"
	G10235	4	Machine Bushing, 7/8", 14 Gauge
	G11391	2	Flat Washer, 5/8" SAE
	G10107	2	Lock Nut, 5/8"-11
13	GA2068	2	Spring W/Plug
14	GB0218	2	Bushing, 2 1/32" I.D. x 7/8" O.D. x 1 9/32" Long
15	GA7372	1	Wheel Arm
16	GD6775	1	Hex Shaft, 7/8" x 11 3/4" (2 Holes)
A	GA3552	-	Tire And Rim Assembly (Items 4 And 5) (Specify Brand*)

\* Specific brand requests will be supplied only as available from current Kinze Repair Parts stock. If a specific brand requested is not in stock, the brand available will be supplied. Different brand tires may have different diameters. Change in tire brand may affect rates. Field checks are recommended after any change in contact tires.

PRC018/ECP013(TWL70g/TWL71d/TWL18/A10054)

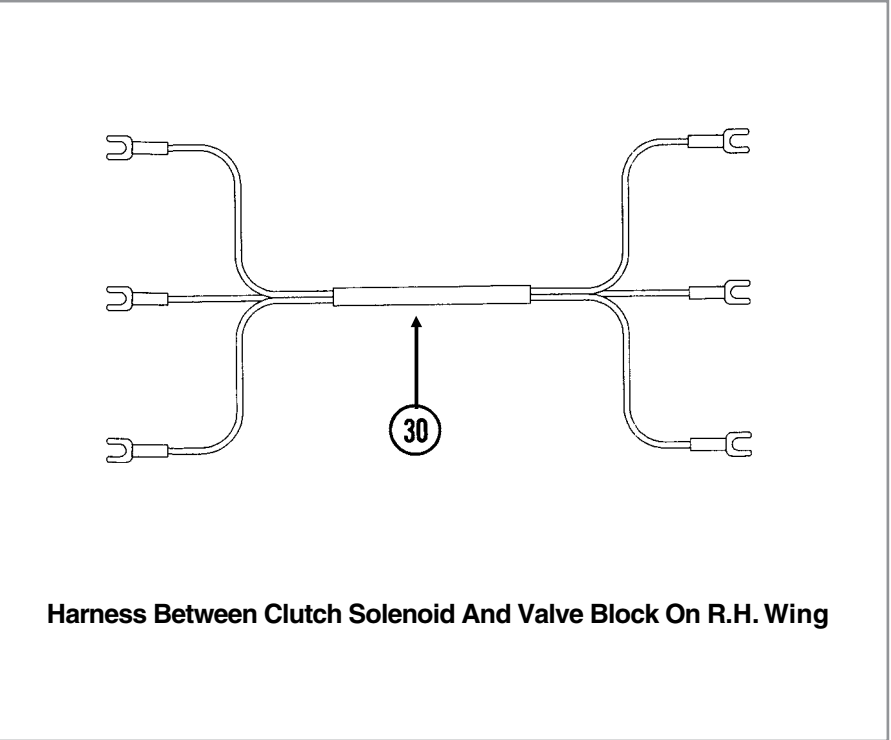
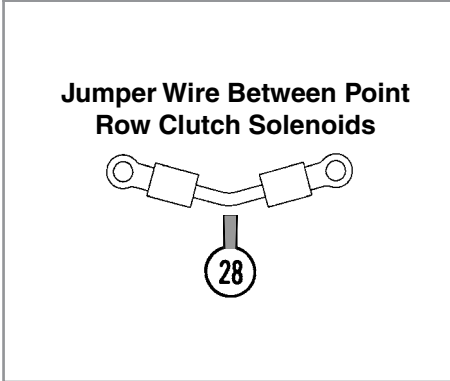
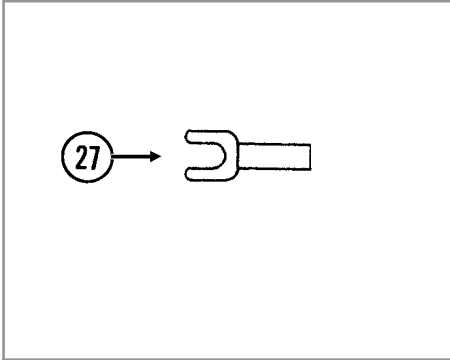
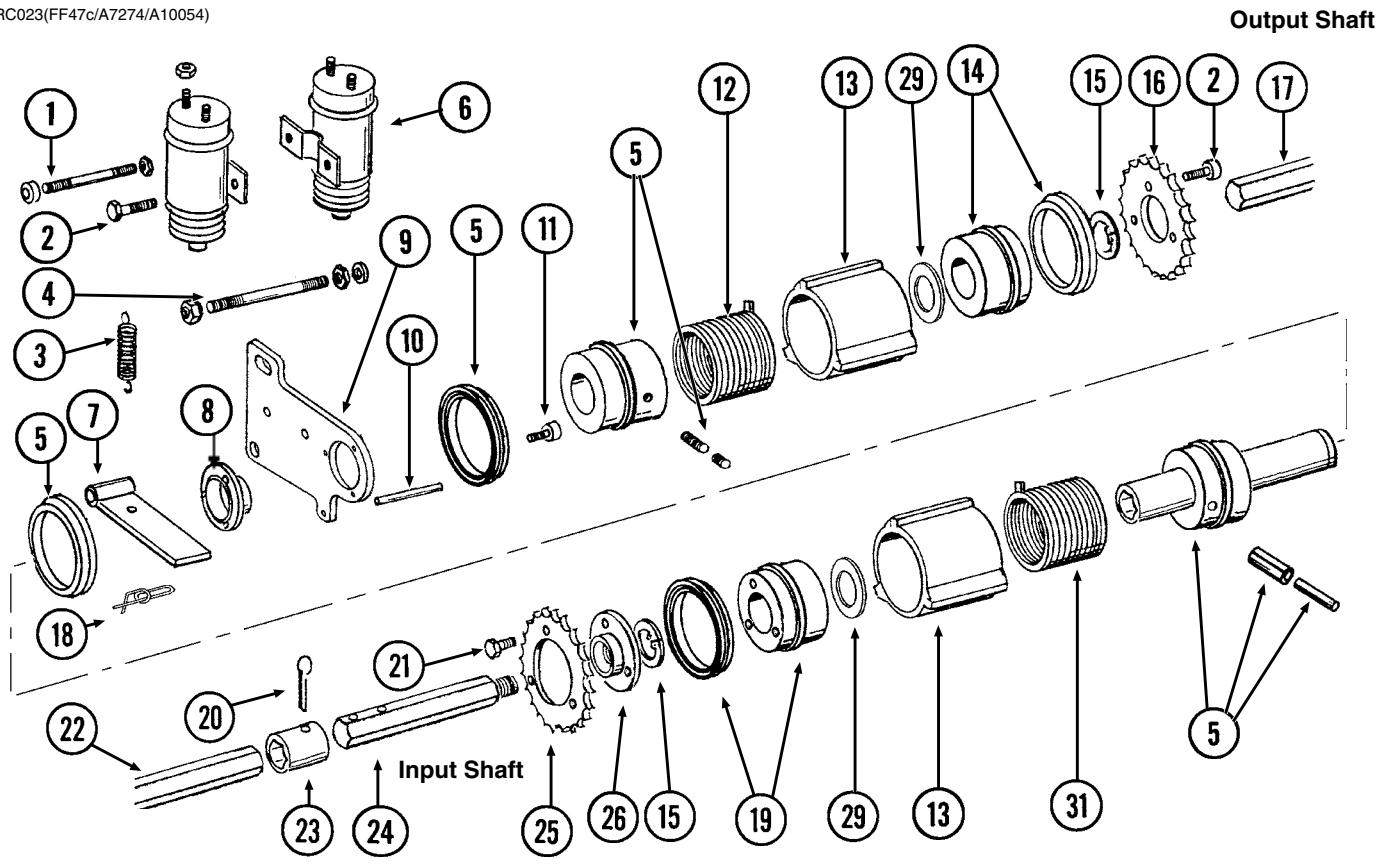


Input Shaft



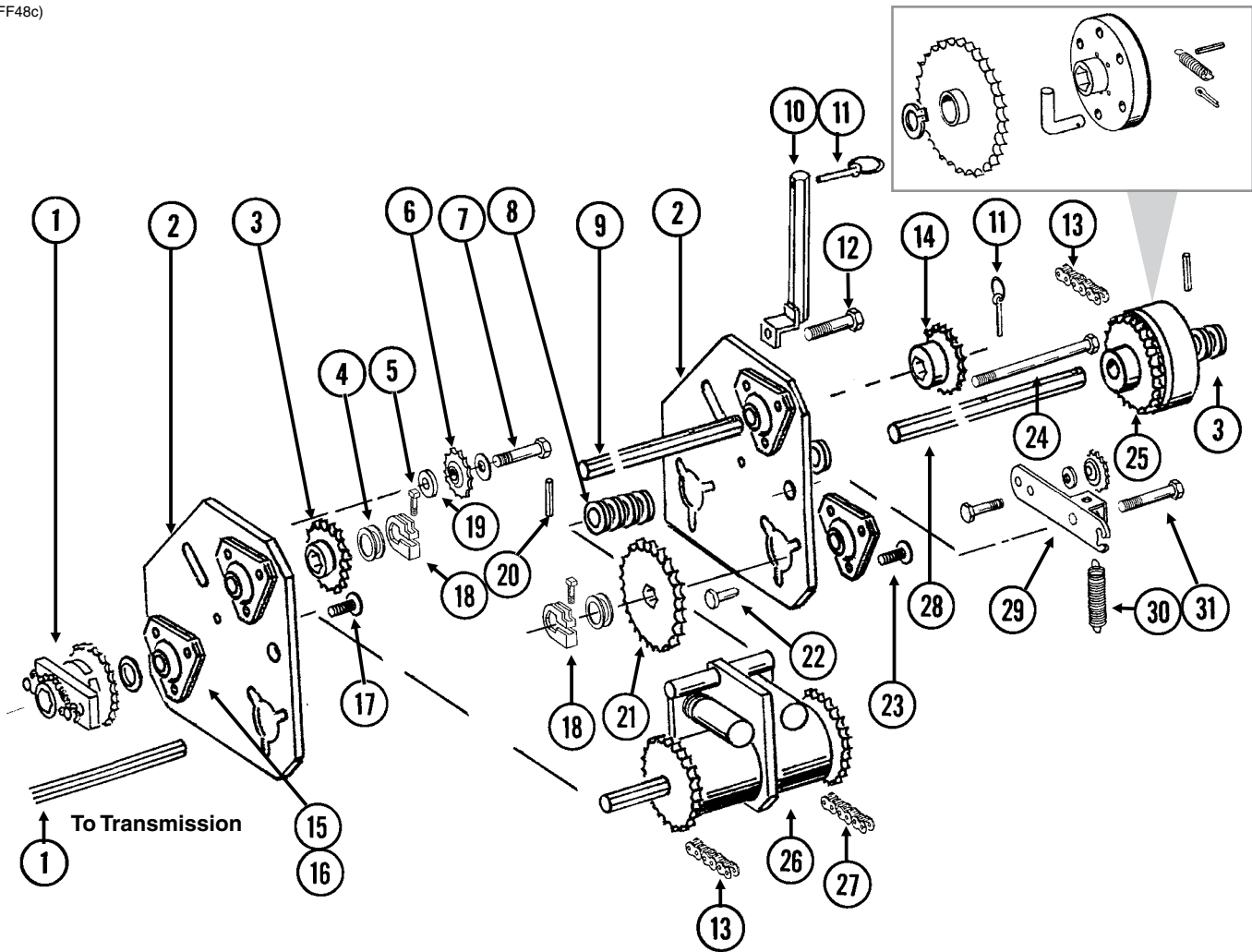
ITEM	PART NO.	QTY. (Per Assy.)	DESCRIPTION
1	G10460	1	Cotter Pin, 1/4" x 2"
2	G10374	3	Hex Socket Head Cap Screw, 1/4"-20 x 1"
	G10227	3	Lock Washer, 1/4"
3	GD14512	2	V-Ring Seal
4	GD14513	1	Felt Washer
5	G10049	1	Hex Head Cap Screw, 3/8"-16 x 2 1/2"
	G10101	1	Hex Nut, 3/8"-16
	G11387	1	Flat Washer, 3/8" SAE
	G10229	2	Lock Washer, 3/8"
	G10497	1	Hex Jam Nut, 3/8"-16, Grade 2
6	G10023	1	Hex Head Cap Screw, 1/4"-20 x 3/4"
	G10227	1	Lock Washer, 1/4"
	G10103	1	Hex Nut, 1/4"-20
7	GA8393	1	Solenoid Complete
	GR1306	1	Snap Ring
	GR1303	1	Spring
	GR1304	1	Boot
	GR1305	1	Plunger
8	G10900	1	Hex Socket Head Cap Screw, 1/4"-20 x 1 3/4", Grade 8
	G10227	1	Lock Washer, 1/4"
	G10103	2	Hex Nut, 1/4"-20
9	GD10123	1	Spring
10	GD10103	1	Mounting Plate
11	GD9667	1	Bushing
12	GD0914-10	1	Hex Shaft, 7/8" x 10" (No Holes)
13	GD0914-32	1	Hex Shaft, 7/8" x 32" (No Holes)
14	GD7867	1	Coupler, 3"
15	GD10068	1	Input Shaft, R.H. Threads
16	GD10070	1	Coupler W/R.H. Threads
17	G10496	2	External Inverted Snap Ring, 1 1/2"
18	GD10104	1	Input Hub
19	GA7137	1	Hub/Sleeve Assembly W/Spring Pins
	G10765	-	Spring Pin, 1/4" x 1"
	G10804	-	Spring Pin, 5/32" x 7/8"
20	GD9671	-	Spring, L.H.
21	GD10102	1	Stop Collar
22	GD11120	1	Rue Ring Cotter, 5/16"
23	GD10510	1	Actuator Arm
24	G10859	1	Spring Pin, 3/16" x 2 1/4"
25	G10253	3	Hex Socket Head Screw, No. 10-32 x 1/2"
	G10257	3	Lock Washer, No. 10
26	G10546	1	Spring Pin, 3/16" x 1 1/4"
27	GD13524-01	1	Lock Wire, 10", Stainless Steel
28	GA9479	1	Wiring Harness, 228", R.H. Side Of Machine
	GA9512	-	Wiring Harness, 516", L.H. Side Of Machine
29	G10996	-	Fork Terminal
30	GA10054	-	Ground Cable, Green
A	GA7111	-	Point Row Clutch Assembly, L.H. (Items 2-11, 15-27, and 30)

PRC023(FF47c/A7274/A10054)



ITEM	PART NO.	QTY. (Per Assy.)	DESCRIPTION
1	GD10635	1	Threaded Rod, 1/4"-20 x 3 1/2"
	G10103	2	Hex Nut, 1/4"-20
	G10227	2	Lock Washer, 1/4"
	GD10282	2	Allen Nut, 1/4"-20
2	G10023	4	Hex Head Cap Screw, 1/4"-20 x 3/4"
	G10227	4	Lock Washer, 1/4"
	G10103	1	Hex Nut, 1/4"-20
3	GD10123	2	Spring
4	GD10636	1	Threaded Rod, 3/8"-16 x 4 1/4"
	G10108	2	Lock Nut, 3/8"-16
	G10229	2	Lock Washer, 3/8"
	G10101	2	Hex Nut, 3/8"-16
5	GA7463	1	Hub/Sleeve Assembly W/Seals, Sleeve, Pins And Screws
	GD10120	-	Seal
	GD10584	-	Sleeve
	G10873	-	Hex Socket Set Screw, 5/16"-18 x 3/4"
	G10872	-	Hex Socket Set Screw, 5/16"-18 x 1/4"
	G10804	-	Spring Pin, 5/32" x 7/8"
	G10765	-	Spring Pin, 1/4" x 1"
6	GA8393	2	Solenoid Complete
	GR1306	-	Snap Ring
	GR1303	-	Spring
	GR1304	-	Boot
	GR1305	-	Plunger
7	GD10510	2	Actuator Arm
8	GD10586	1	Bushing
9	GD10103	1	Mounting Plate
10	G10859	1	Spring Pin, 3/16" x 2 1/4"
11	G10876	3	Hex Socket Head Screw, No. 10-32 x 1/4"
12	GD9671	2	Spring, L.H.
13	GD10585	2	Stop Collar
14	GA9572	1	Hub W/Seal
	GD10120	-	Seal
15	G10496	2	External Inverted Snap Ring, 1 1/2"
16	GD10579	1	Output Sprocket, 28 Tooth
17	GD0914-10	1	Hex Shaft, 7/8" x 10" (No Holes)
18	GD11120	2	Rue Ring Cotter, 5/16"
19	GA9571	1	Hub W/Seal
	GD10120	-	Seal
20	G10460	1	Cotter Pin, 1/4" x 2"
21	G10374	3	Hex Socket Head Cap Screw, 1/4"-20 x 1"
	GD10588	3	Key
22	GD0914-32	1	Hex Shaft, 7/8" x 32" (No Holes)
23	GD7867	1	Coupler, 3"
24	GD10068	1	Input Shaft, R.H. Threads
25	GD10578	1	Input Sprocket, 28 Tooth
26	GD10638	1	Coupler W/R.H. Threads
27	G10996	-	Fork Terminal
28	GA7274	1	Jumper Wire W/Ring Terminals, 2 3/16"
29	GD14513	2	Felt Washer
30	GA9479	1	Wiring Harness, 228", R.H. Side Of Machine
	GA9512	-	Wiring Harness, 516", L.H. Side Of Machine
31	GD9672	-	Spring, R.H.

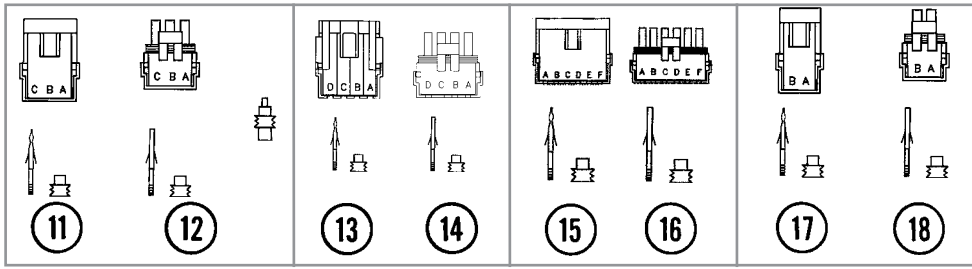
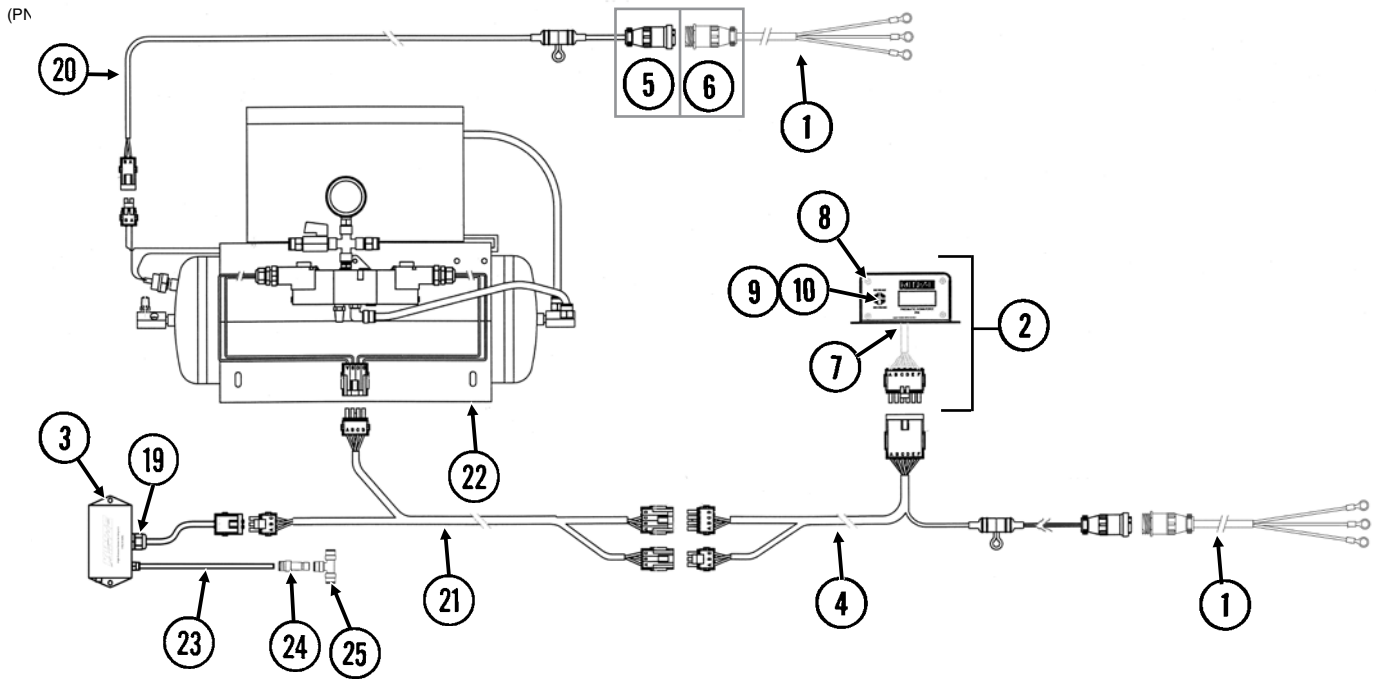
(FF48c)



ITEM	PART NO.	QTY. (Per Assy.)	DESCRIPTION
1	---	-	<a href="#">See "Wheel Module Assembly" on page P75</a>
2	GD10327	2	Extension Plate
3	GA5113	1	Sprocket, 28 Tooth
4	G10233	1	Machine Bushing, 1", 10 Gauge
5	G10130	1	Square Head Machine Bolt, 5/16"-18 x 1 3/4"
	G10923	1	Flange Nut, 5/16"-18, No Serration
6	GA7154	1	Sprocket W/Bearing, 18 Tooth
7	G10053	1	Hex Head Cap Screw, 1/2"-13 x 2 1/2"
	G10168	1	Machine Bushing, 1/2", 7 Gauge
	G11389	3	Flat Washer, 1/2" SAE
	G10228	1	Lock Washer, 1/2"
	G10102	1	Hex Nut, 1/2"-13
8	G10233	-	Machine Bushing, 1", 10 Gauge (As Required)
9	GD10547	1	Jack Shaft, 7/8" x 13"
10	GA7313	1	Sprocket Storage Rod
11	GD2558	2	Lynch Pin, 1/4"
12	G10037	1	Hex Head Cap Screw, 1/2"-13 x 1 1/4"
	G11389	1	Flat Washer, 1/2" SAE
	G10228	1	Lock Washer, 1/2"
	G10102	1	Hex Nut, 1/2"-13

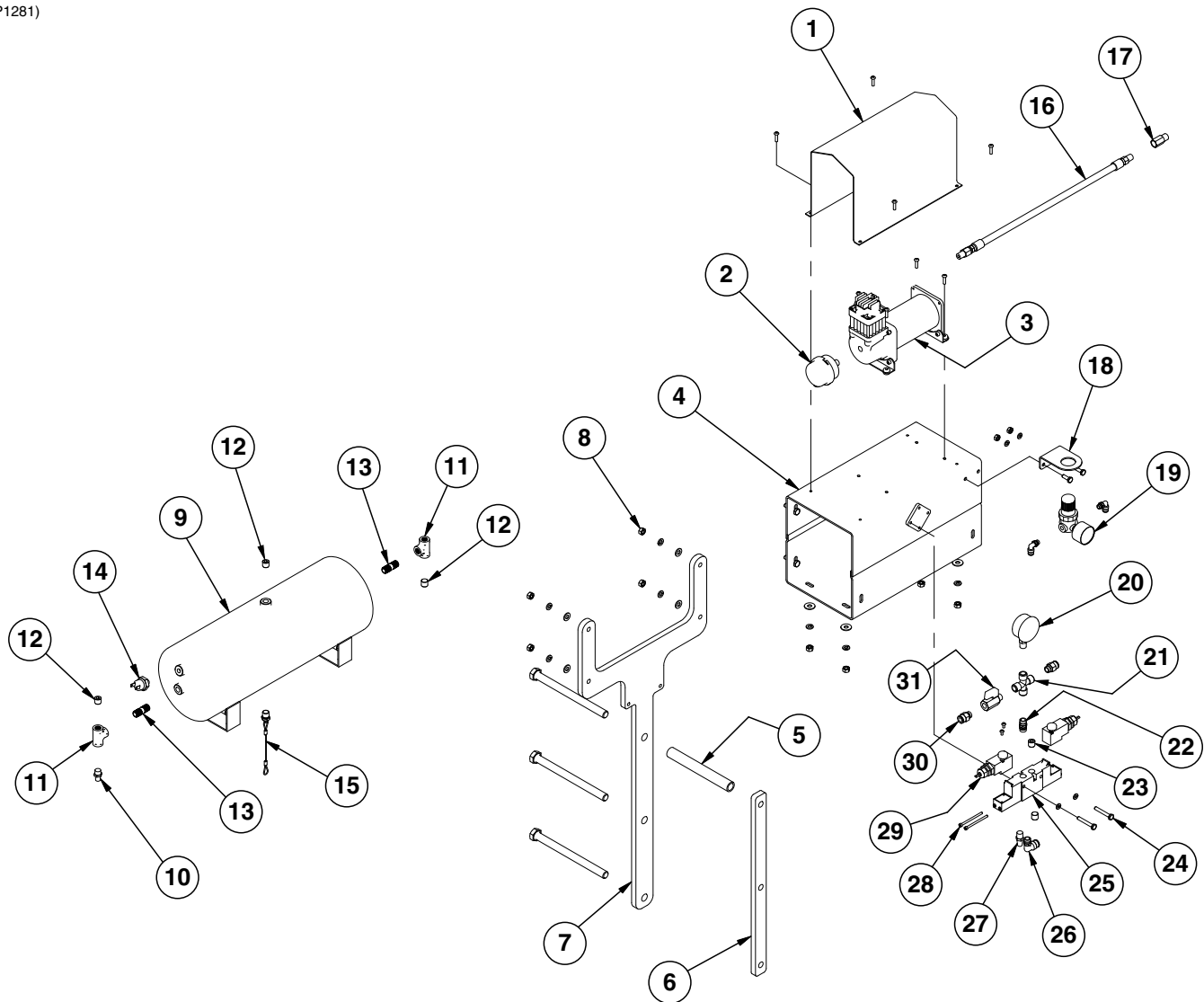


ITEM	PART NO.	QTY. (Per Assy.)	DESCRIPTION
13	G3310-68 GR0912 GR0911	2 - -	Chain, No. 40, 68 Pitch Including Connector Link Connector Link, No. 40 Offset Link, No. 40
14	GA5105 GA5106 GA5109 GA5112 GA5108 GA5110 GA5111	1 1 - 1 - - -	Sprocket, 15 Tooth Sprocket, 17 Tooth Sprocket, 24 Tooth Sprocket, 27 Tooth Sprocket, 23 Tooth (From Transmission) Sprocket, 25 Tooth (From Transmission) Sprocket, 26 Tooth (From Transmission)
15	G3400-01	-	Flangette
16	G2100-03	-	Bearing, 7/8" Hex Bore, Spherical
17	G10338 G10232 G10106	3 3 3	Carriage Bolt, 5/16"-18 x 1 1/4" Lock Washer, 5/16" Hex Nut, 5/16"-18
18	GD11045	1	Lock Clamp
19	GD10637	1	Stepped Spacer, 1/2"
20	G10602	2	Spring Pin, 1/4" x 1 1/2"
21	GA5194	1	Sprocket, 50 Tooth
22	G10408 G10409	1 1	Clevis Pin, 5/16" x 3/4" Retaining Ring, 5/16"
23	G10302 G10232 G11386 G10106	9 9 - 9	Carriage Bolt, 5/16"-18 x 7/8" Lock Washer, 5/16" Flat Washer, 5/16" SAE Hex Nut, 5/16"-18
24	G10595 G10108	1 1	Hex Head Cap Screw, 3/8"-16 x 10" Lock Nut, 3/8"-16
25	GA7321 G10430 GD1255 G10546 G10470 GD10366 GA7317 GA7319	- 1 6 6 6 6 1 1	Overrunning Sprocket Assembly, L.H. External Retaining Ring, 1 1/4" L-Pin Spring Pin, 3/16" x 1 1/4" Cotter Pin, 5/32" x 1" Spring Block Sprocket W/Bushing, 30 Tooth
26	---	-	<a href="#">See "Two-Speed Point Row Clutch" on page P83</a>
27	G3310-82 GR0912 GR0911	1 - -	Chain, No. 40, 82 Pitch Including Connector Link Connector Link, No. 40 Offset Link, No. 40
28	GD10548	1	Output Shaft, 7/8" x 12"
29	GA9919 GA7154 G10017 G10128 G10501	1 - - - -	Idler W/Sprocket And Hardware, R.H. Sprocket W/Bearing, 18 Tooth Hex Head Cap Screw, 1/2"-13 x 1 1/2" Machine Bushing, 1/2", 14 Gauge Hex Jam Nut, 1/2"-13, Grade 2
30	GD5857	2	Spring
31	G10036 G11391 G10107 G10104	1 1 1 1	Hex Head Cap Screw, 5/8"-11 x 4" Flat Washer, 5/8" SAE Lock Nut, 5/8"-11 Hex Nut, 5/8"-11
A	G1K269	-	Lock Clamp Kit (Items 5 And 18)



ITEM	PART NO.	QTY.	DESCRIPTION
1	GA17547	2	Power Lead Adapter
2	GA12644	1	Control Console Assembly
3	GA14846	1	High Pressure Sensor (0-120 PSI)
4	GA12645	1	Wiring Harness W/Fuse Holder And Fuse, 206"
	GD14258	-	Fuse Holder
	GD14660	-	Fuse, 2 Amp Delay Action
5	G1K268	-	Console Cable Connector Kit, Includes: (1) 3-Pin Connector, (1) Cable Clamp, (1) Lock Ring, (3) Female Terminal Pins
6	G1K267	-	Console Cable Connector Kit, Includes: (1) 3-Pin Connector, (1) Cable Clamp, (3) Male Terminal Pins
7	GA9963	1	Strain Relief
8	GR1292	4	Pan Head Screw, No. 8-32 x 1/2"
9	GR1363	1	Hex Face Nut, 1 1/2"-32
10	GA6978	1	Switch, 3 Position Toggle, ON-OFF-ON
11	G1K248	-	3-Pin Female Connector Kit (Black), Includes: (3) 3-Pin Female Housings, (9) Pin Contacts, (9) Seals
12	G1K252	-	3-Pin Male Connector Kit (Black), Includes: (3) 3-Pin Male Housings, (9) Socket Contacts, (9) Seals
13	GA8328	-	4-Pin Female Connector Kit, Includes: (1) 4-Pin Female Housing, (4) Pin Contacts, (4) Seals
14	GA8329	-	4-Pin Male Connector Kit, Includes: (1) 4-Pin Male Housing, (4) Socket Contacts, (4) Seals
15	G1K396	-	6-Pin Female Connector Kit (Black), Includes: (3) 6-Pin Female Housings, (18) Pin Contacts, (18) Seals
16	G1K395	-	6-Pin Male Connector Kit (Black), Includes: (3) 6-Pin Male Housings, (18) Socket Contacts, (18) Seals
17	G1K321	-	2-Pin Female Connector Kit (Black), Includes: (3) 2-Pin Female Housings, (6) Pin Contacts, (6) Seals
18	G1K320	-	2-Pin Male Connector Kit (Black), Includes: (3) 2-Pin Male Housings, (6) Socket Contacts, (6) Seals
19	GA9964	2	Strain Relief
20	GA16391	1	Wiring Harness W/Fuse Holder And Fuse, 40'
	GD14258	-	Fuse Holder
	GD18275	-	Fuse, 20 Amp
21	GA12669	1	Wiring Harness, 40'
22	---	-	<a href="#">See "Air Compressor and Dual Solenoid Assembly" on page P89</a>
23	GD17151-06	1	Nylon Tubing, 1/4" O. D. x 1 1/2'
24	GD18796	1	Reducer, 3/8" To 1/4"
25	GD18010	1	Tee, 3/8" Tube Union

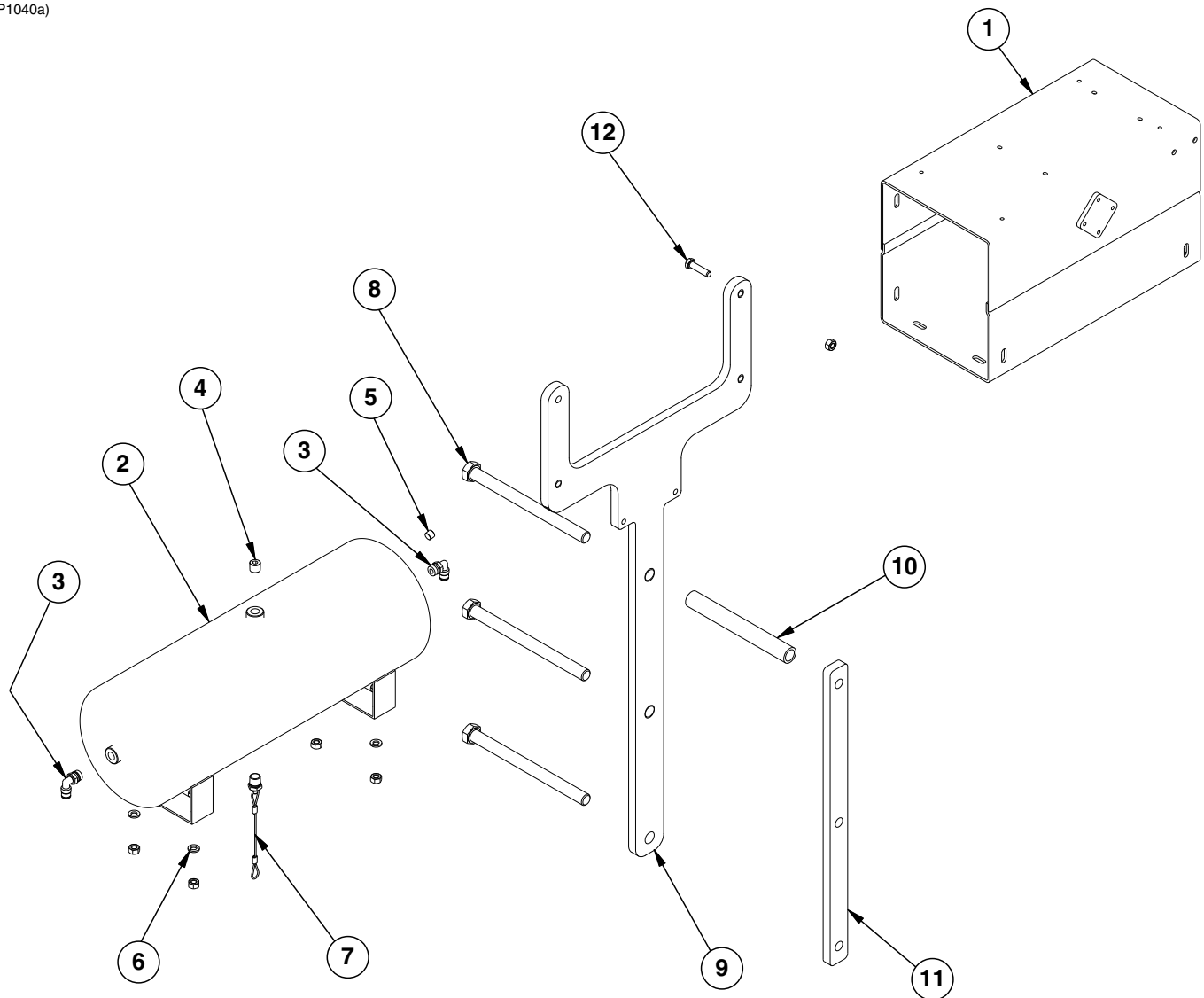
(IP1281)



ITEM	PART NO.	QTY.	DESCRIPTION
1	GD18112	1	Cover
	G11066	4	Phillips Pan Head Machine Screw, No. 10-24 x 3/4", Stainless Steel
	G10992	4	Serrated Flange Nut, No. 10-24
2	GA14127	1	Filter Assembly
	GR1943	-	Filter
3	GA12102	1	Air Compressor
	G11066	4	Phillips Pan Head Machine Screw, No. 10-24 x 3/4", Stainless Steel
	G10992	4	Serrated Flange Nut, No. 10-24
	GR2233		Vibration Isolator Gromet, 4 Pack
4	GA12358	1	Mount
	G10019	4	Hex Head Cap Screw, 5/16"-18 x 1"
	G10232	4	Lock Washer, 5/16"
	G11386	4	Flat Washer, 5/16" SAE
	G10106	4	Hex Nut, 5/16"-18
5	GD3180-33	1	Sleeve, 7"
6	GD18901	1	Tap Block, Long

ITEM	PART NO.	QTY.	DESCRIPTION
7	GD20044	1	Compressor Mount
	G10341	3	Hex Head Cap Screw, 5/8"-11 x 8"
8	G10106	4	Hex Nut, 5/16"-18
	G10232	4	Lock Washer, 5/16"
	G11386	4	Flat Washer, 5/16" SAE
	G10171	4	Hex Head Cap Screw, 5/16"-18 x 1 1/4"
9	GA11988	1	Tank, 3 Gallon
10	GA13512	1	Valve Stem, 1/4" NPT
11	GD19237	2	Tee, 1/4" NPT
12	GD17156	3	Plug, 1/4" NPT
13	GD19238	2	Close Nipple, 1/4" NPT
14	GR1778	1	Pressure Switch
15	GA11991	1	Drain, 1/4" NPT
16	GR1951	1	Leader Hose without Check Valve
17	GR1921	1	Check Valve
18	GD18084	1	Regulator Bracket
	G10023	2	Hex Head Cap Screw, 1/4"-20 x 3/4"
	G10227	2	Lock Washer, 1/4"
	G10103	2	Hex Nut, 1/4"-20
19	GA12629	1	Mini Regulator W/Gauge
	GD19080	2	Elbow, 1/4" x 1/8" NPT Swivel
20	GA21405	1	Pressure Gauge
21	GD18078	1	Female Cross, 1/4" NPT
22	GD17154	1	Connector, 1/4" Male NPT
23	GD17156	2	Plug, 1/4" NPT
24	G10040	2	Hex Head Cap Screw, 1/4"-20 x 1 3/4"
	G10227	2	Lock Washer, 1/4"
25	GA11993	1	Block
26	GD17143	1	Swivel Elbow, 1/4" NPT x 3/8"
27	GA11997	1	Breather, 1/4" NPT
28	GR1952	4	Socket Head Cap Screw, #8-32 x 2"
	GR1953	4	O-Ring
	G10256	4	Lock Washer, No. 8
29	GA11994	2	Solenoid
	G11311	4	Phillips Pan Head Machine Screw
30	GD17141	2	Connector, 1/4" Male NPT
31	GA11992	1	Shutoff Valve, 1/4" NPT
A	GA12626	-	Air Compressor Assembly (Items 1-4 and 9-15)
B	GA11995	-	Dual Solenoid Assembly (Items 20-31) (only applicable with pneumatic down pressure option)
C	GR1783	-	Valve Seal Repair Kit

(IP1040a)

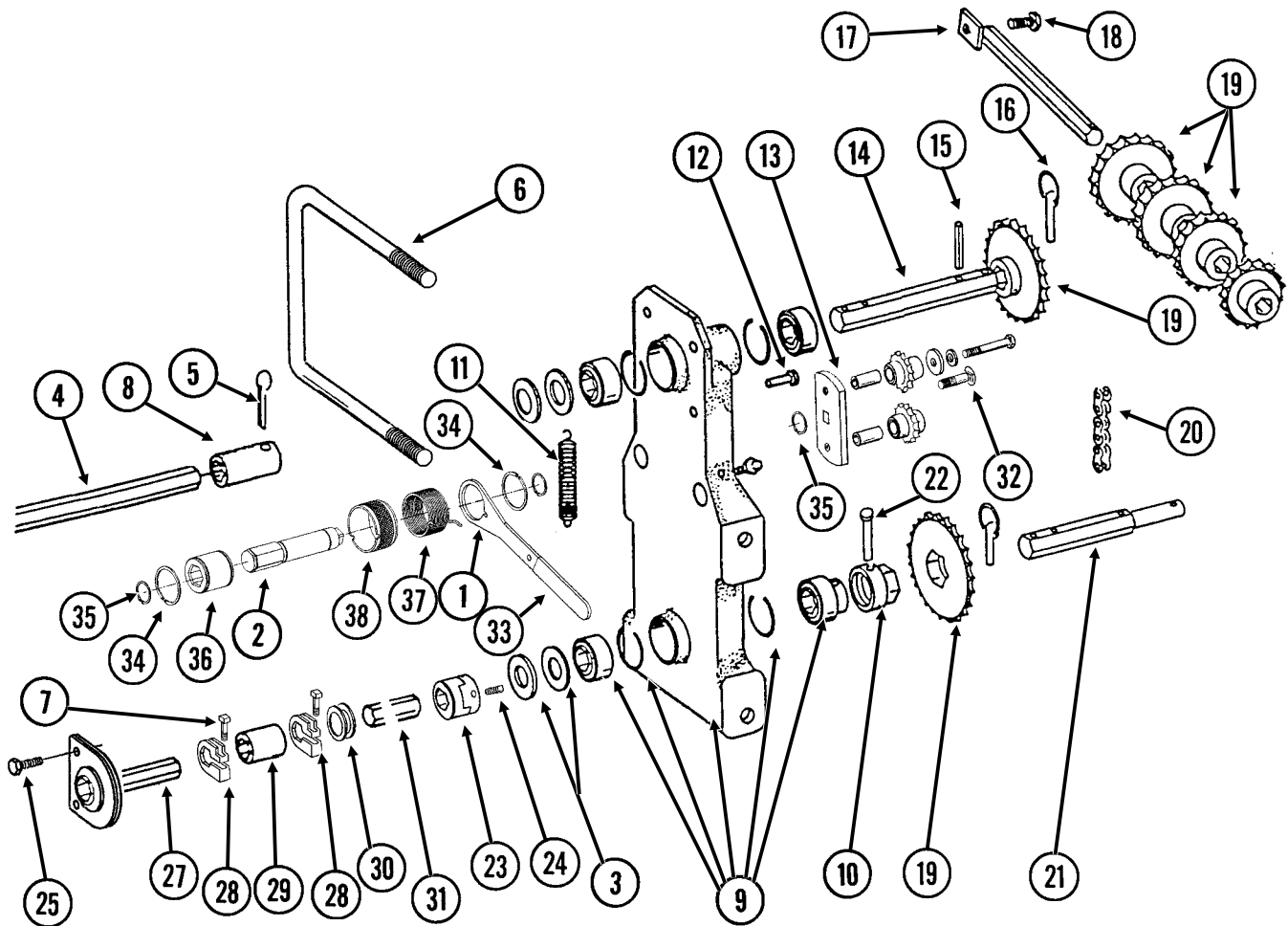


ITEM	PART NO.	QTY.	DESCRIPTION
1	GA12358	1	Compressor Mount
2	GA11988	1	Tank, 3 Gallon
3	GD17148	2	Male Connector, 1/4"
4	GD17156	1	Plug, 1/4" NPT
5	GD19079	1	Plug, 1/8" NPT
6	G10620	4	Serrated Flange Nut, 5/16"-18
	G10043	4	Hex Head Cap Screw, 5/16"-18 x 3/4"
7	GA11991	1	Drain, 1/4" NPT
8	G10341	3	Hex Head Cap Screw, 5/8"-11 x 8"
9	GD20044	1	Bracket
10	GD3180-33	1	Sleeve, 7"
11	GD18901	1	Tap Block, Long
12	G10171	4	Hex Head Cap Screw, 5/16"-18 x 1 1/4"
	G10620	4	Serrated Flange Nut, 5/16"-18

**This page left blank intentionally.**

(FF42g)

R.H. Side Shown

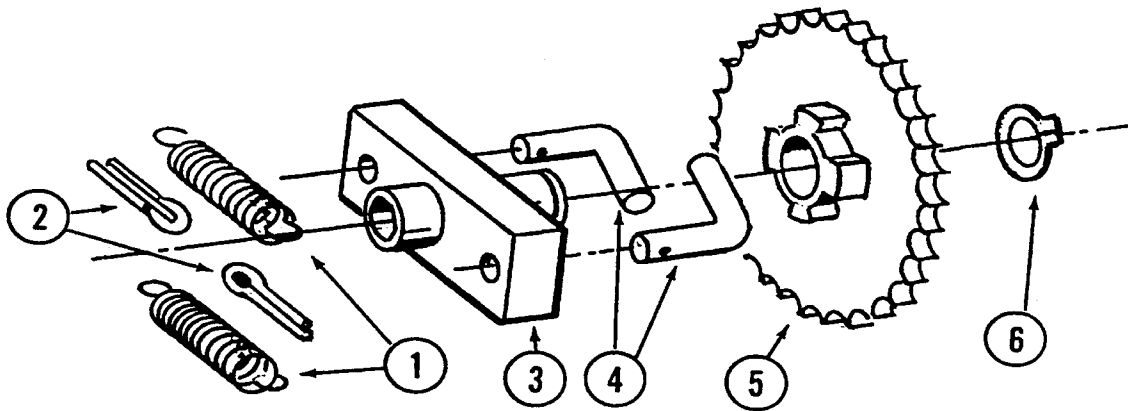


ITEM	PART NO.	QTY. (Per Assy.)	DESCRIPTION
1	GD14431	1	Handle
2	GD14427	1	Tightener Shaft, 4 <sup>7</sup> / <sub>8</sub> "
3	G10233	4	Machine Bushing, 1", 10 Gauge
4	---	-	<a href="#">See "Wheel Module Assembly" on page P75</a>
5	G10460	1	Cotter Pin, 1/4" x 2"
6	GD1114	1	U-Bolt, 7" x 7" x 5/8"-11
	G10107	2	Lock Nut, 5/8"-11
7	G10130	2	Square Head Machine Bolt, 5/16"-18 x 1 1/4"
	G10923	2	Flange Nut, 5/16"-18, No Serration
8	GD7867	1	Coupler, 3"
9	GA5629	1	Transmission Plate W/Bearings, Grease Fittings And Retaining Rings
	GA5116	3	Bearing, 7/8" Hex Bore, Cylindrical
	GA5624	1	Special Bearing, 7/8" Hex Bore x 1.6"
	GD6551	4	Ring
	G10640	-	Grease Fitting, 1/4"-28
10	GD7127	1	Shear Coupler
11	GD5857	1	Spring
12	G10478	1	Clevis Pin, 5/16" x 1"
	G10409	1	Retaining Ring, 5/16"



ITEM	PART NO.	QTY. (Per Assy.)	DESCRIPTION
13	GA7336	1	Idler W/Bolt-On Sprockets
	GD7426	-	Sprocket, 12 Tooth
	GD1026	-	Sleeve, 1 $\frac{3}{16}$ " Long
	G11387	-	Flat Washer, $\frac{3}{8}$ " SAE
	G10229	-	Lock Washer, $\frac{3}{8}$ "
	G10047	-	Hex Head Cap Screw, $\frac{3}{8}$ "-16 x 1 $\frac{3}{4}$ "
14	GD5835	1	Shaft, $\frac{7}{8}$ " x 7"
15	G10602	3	Spring Pin, $\frac{1}{4}$ " x 1 $\frac{1}{2}$ "
16	GD2558	3	Lynch Pin, $\frac{1}{4}$ "
17	GA5146	1	Sprocket Storage Rod
18	G10017	1	Hex Head Cap Screw, $\frac{1}{2}$ "-13 x 1 $\frac{1}{2}$ "
	G10228	1	Lock Washer, $\frac{1}{2}$ "
	G10102	1	Hex Nut, $\frac{1}{2}$ "-13
19	GA5106	1	Sprocket, 17 Tooth
	GA5107	1	Sprocket, 19 Tooth
	GA5108	2	Sprocket, 23 Tooth
	GA5109	1	Sprocket, 24 Tooth
	GA5110	1	Sprocket, 25 Tooth
	GA5111	1	Sprocket, 26 Tooth
	GA5112	1	Sprocket, 27 Tooth
	GA5113	1	Sprocket, 28 Tooth
20	G3310-80	1	Chain, No. 40, 80 Pitch Including Connector Link
	GR0912	-	Connector Link, No. 40
21	GD7822	1	Shaft, $\frac{7}{8}$ " x 7"
22	G10821	1	Clevis Pin, $\frac{3}{16}$ " x 2"
	G10455	1	Cotter Pin, $\frac{1}{16}$ " x $\frac{1}{2}$ "
23	GB0287	2	Coupler
24	G10131	4	Square Head Set Screw, $\frac{5}{16}$ "-18 x $\frac{3}{4}$ "
25	G10004	2	Hex Head Cap Screw, $\frac{3}{8}$ "-16 x 1 $\frac{1}{4}$ "
	G10229	2	Lock Washer, $\frac{3}{8}$ "
	G10101	2	Hex Nut, $\frac{3}{8}$ "-16
26	---	-	---
27	GD0914-152	-	Hex Shaft, $\frac{7}{8}$ " x 152" (No Holes), L.H. Side
	GD0914-152	-	Hex Shaft, $\frac{7}{8}$ " x 152" (No Holes), R.H. Side
28	GD11045	2	Lock Clamp
29	GD1719	1	Coupler, 4"
30	G10233	1	Machine Bushing, 1", 10 Gauge
31	GD0914-198	-	Hex Shaft, $\frac{7}{8}$ " x 198" (No Holes), R.H. and L.H. Sides
32	G11100	1	Hex Socket Button Head Cap Screw, $\frac{1}{4}$ "-20 x $\frac{1}{2}$ ", Grade 8
	G10227	1	Lock Washer, $\frac{1}{4}$ "
	G11453	1	Fender Washer, $\frac{1}{4}$ "
33	G11078	1	Vinyl Cap
34	G10496	2	External Inverted Snap Ring, 1 $\frac{1}{2}$ "
35	G11075	3	External Inverted Snap Ring, $\frac{7}{8}$ "
36	GD14432	1	Sleeve, 1 $\frac{1}{4}$ "
37	GD14413	-	Torsion Spring, L.H. (Shown)
	GD14414	1	Torsion Spring, R.H.
38	GD19343	1	Release Collar, R.H.(Shown)
	GD19344	-	Release Collar, L.H.
39	GD14427	1	Tightener Shaft, 4 $\frac{7}{8}$ "
40	GD14431	1	Handle
A	G1K269	-	Lock Clamp Kit (Items 7 And 28)
B	G1K378	1	Wrap Spring Wrench Replacement Kit, Blue Collar, R.H. (Items 32-40)
	G1K379	-	Wrap Spring Wrench Replacement Kit, Gray Collar, L.H. (Items 32-40)

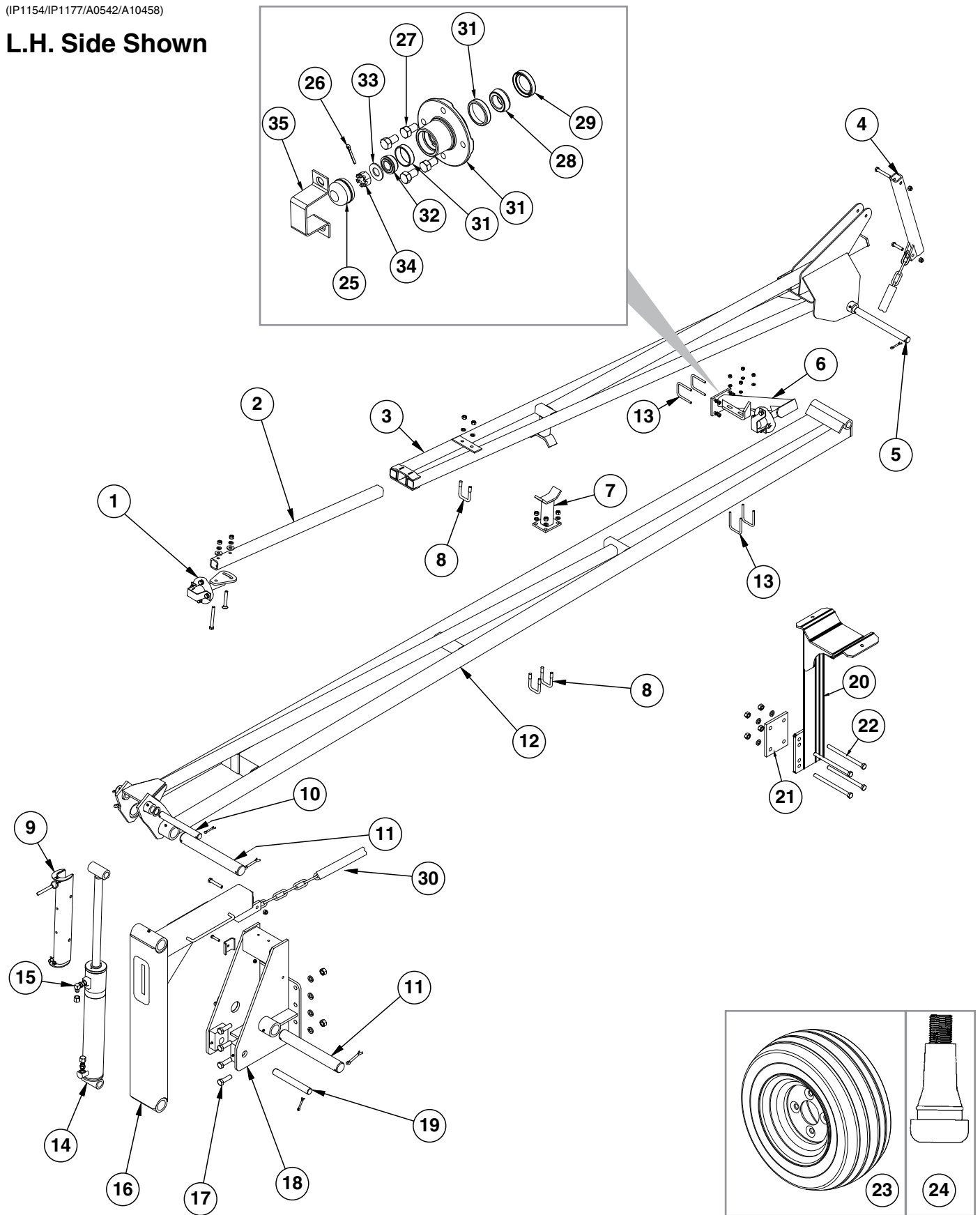
PTD016(TWL12)



ITEM	PART NO.	QTY. (Per Assy.)	DESCRIPTION
1	GD1256	2	Spring
2	G10453	2	Cotter Pin, 3/16" x 1"
3	GA0378	1	Block And Hub Assembly
4	GD1255	2	L-Pin
5	GA5165	1	Sprocket, 30 Tooth
6	G10430	1	External Retaining Ring, 1 1/4"
A	GA5164	-	Ratchet/Sprocket Assembly (Items 1-6)

(IP1154/IP1177/A0542/A10458)

L.H. Side Shown

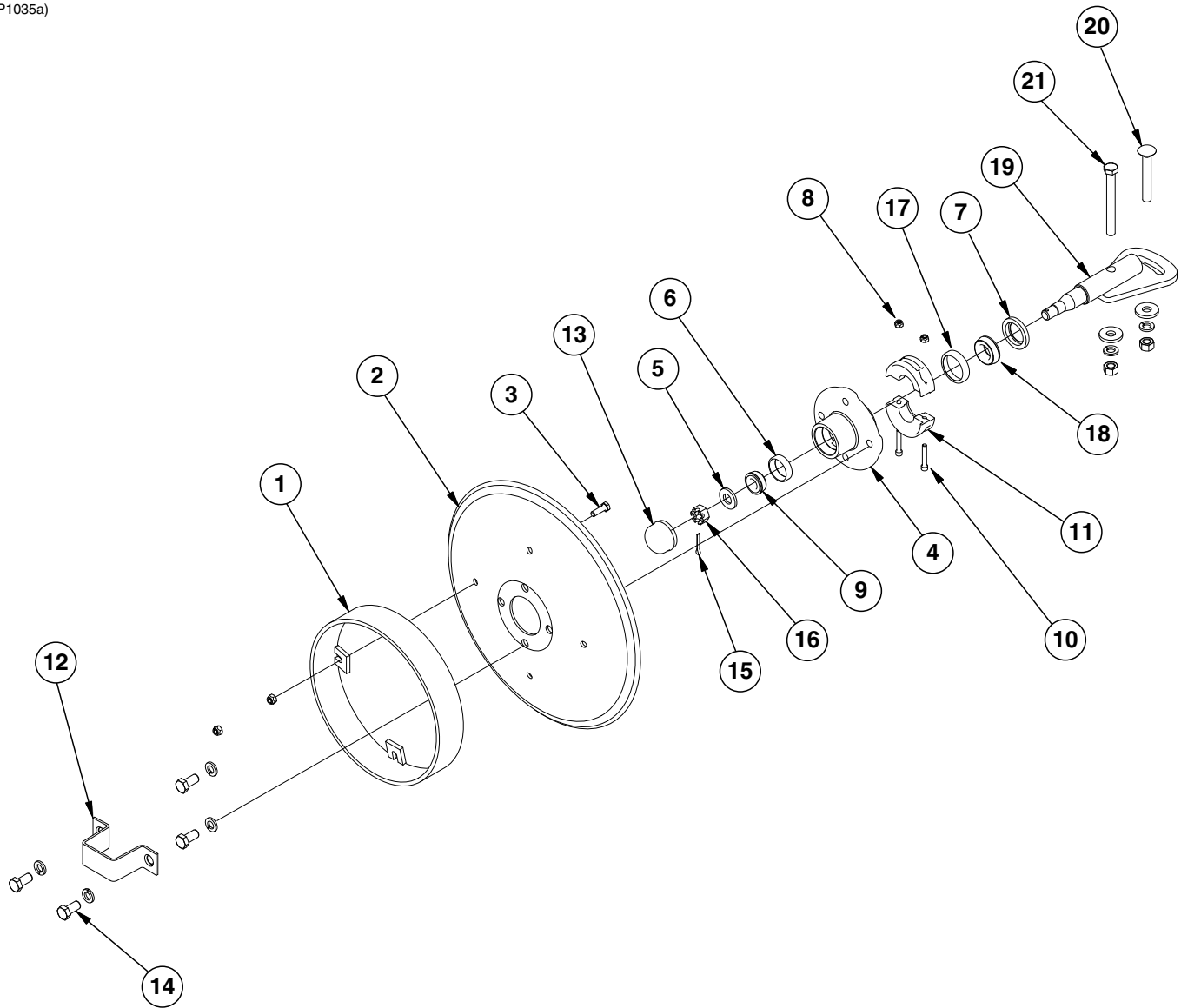


ITEM	PART NO.	QTY. (Per Assy.)	DESCRIPTION
1	---	1	<a href="#">See "Row Marker Spindle/Hub/Blade" on page P99</a>
2	GD0453-07	1	Extension Tube, 45"
3	GA9103	1	Arm W/Grease Fittings, Third Stage, 117"
	G10640	-	Grease Fitting, 1/4"-28
4	GA6860	1	Control Arm
	G10581	1	Hex Head Cap Screw, 1/2"-13 x 2 1/4"
	G10111	3	Lock Nut, 1/2"-13
	G10033	1	Hex Head Cap Screw, 1/2"-13 x 3 1/2"
5	GD0704	1	Pin, 1 1/4" x 14"
	G10460	6	Cotter Pin, 1/4" x 2"
6	GA0160R	1	Support, R.H.
	GA0160L	-	Support, L.H. (Shown)
7	GA9101	1	Stop Weld
8	GD2721	3	U-Bolt, 2" x 2" x 1/2"-13
	G10228	2-8	Lock Washer, 1/2"
	G10102	2-8	Hex Nut, 1/2"-13
9	GA8172	1	Safety Lockup W/Detent Pins, 20"
	G10536	-	Detent Pin, 1/2" x 2 1/2" Grip
10	GD9964	1	Pin, 1 1/4" x 10 1/2"
	G10159	2	Washer, 1 7/8"
	G10460	2	Cotter Pin, 1/4" x 2"
11	GD0677	2	Pin, 2 1/8" x 15 3/4"
	G10461	4	Cotter Pin, 3/8" x 3"
12	GA9102	1	Arm W/Grease Fittings, Second Stage, 185"
	G10640	-	Grease Fitting, 1/4"-28
13	GD19212	4	U-Bolt, 2 1/2" x 3/8"-16
	G11387	4	Lock Washer, 3/8"
	G10108	4	Hex Nut, 3/8"-16
14	---	-	<a href="#">See "Row Marker (Cushion) Cylinder" on page P106</a>
15	G6801-08	1	Elbow W/O-Ring, 90°, 3/4"-16 Male JIC To O-Ring
	G6400-08	1	Connector W/O-Ring, 3/4"-16 Male JIC To O-Ring
	GR1037	-	O-Ring
	G6400-08-04	2	Connector W/O-Ring, 3/4"-16 Male JIC To 7/16"-20 O-Ring
	GR1464	-	O-Ring
	G304-C-8	-	Cap Nut, 3/4"-16
16	GA6870	1	Arm, First Stage
	G10038	1	Hex Head Cap Screw, 1/2"-13 x 3"
17	G10027	8	Hex Head Cap Screw, 3/4"-10 x 2 1/2"
	G10231	8	Lock Washer, 3/4"
	G10105	6	Hex Nut, 3/4"-10
18	GA4031	1	Mount W/Grease Fittings
	G10640	-	Grease Fitting, 1/4"-28
	GD5875	1	Hose Clamp, 9/16" x 2 1/2" x 2"
	G10108	1	Lock Nut, 3/8"-16
	G10047	1	Hex Head Cap Screw, 3/8"-16 x 1 3/4"
19	GD10186	1	Pin, 1 1/4" x 9 1/2"
	G10460	2	Cotter Pin, 1/4" x 2"
	G10159	2	Washer, 1 7/8"
20	GA12434	1	Marker Tire Support
21	GD9622	1	Plate
22	G10152	4	Hex Head Cap Screw, 5/8"-11 x 9"
	G10104	4	Hex Nut, 5/8"-11
	G10230	4	Lock Washer, 5/8"

ITEM	PART NO.	QTY. (Per Assy.)	DESCRIPTION
23	GD0841	1	Tube Type Tire, 16" x 6.5" x 8" (Specify Brand*)
	GD1364	1	Tube (Not Shown)
	GA0246	1	Rim, T8 x 5.38" x 4
24	GA10458	1	Valve Stem
25	GD0840	1	Dust Cap
26	G10544	1	Cotter Pin, 5/32" x 1"
27	GD3248	4	Lug Bolt, 1/2"-20 x 1 1/4"
28	GA0245	1	Bearing
29	GD21540	1	Grease Seal
30	G3302-05	1	Coil Chain, No. 9/0, 79 Links
	GD10674-01	-	Nylon Cover, 141"
31	GA0167	1	Hub W/Cups, 4 Bolt
	GR0151	-	Outer Cup
	GR0150	-	Inner Cup
	GB0165	-	Hub, 4 Bolt
32	GA0257	1	Bearing
33	G11391	1	Flat Washer, 5/8" SAE
34	G10725	1	Slotted Hex Nut, 5/8"-18
35	GD2597	1	Retainer
A	GA0542	1	Tire And Rim Assembly (Item 23)

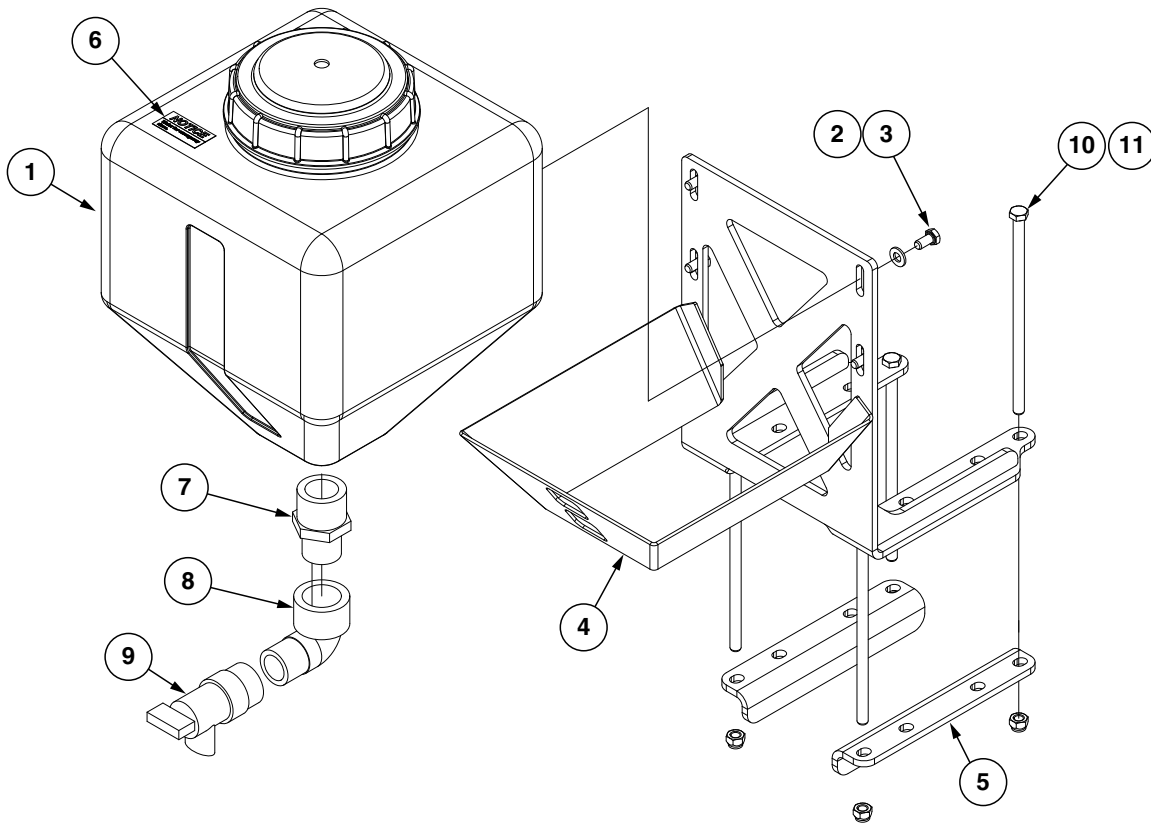
**\*Specific brand requests will be supplied only as available from current Kinze Repair Parts stock. If a specific brand requested is not in stock, the brand available will be supplied.**

(IP1035a)



ITEM	PART NO.	QTY. (Per Assy.)	DESCRIPTION
1	GA5853	1	Depth Band
2	GD0746	1	Disc Blade, Solid, 16" (Shown)
	GD10283	-	Disc Blade, Notched, 16" (Optional)
3	G10019	4	Hex Head Cap Screw, 5/16"-18 x 1"
	G10109	4	Lock Nut, 5/16"-18, Grade 8
4	GA0167	1	Hub W/Cups, 4 Bolt (Includes Items 6 and 17)
5	G11391	1	Flat Washer, 5/8" SAE
6	GR0151	1	Outer Cup
7	GD21540	1	Grease Seal
8	G10110	2	Lock Nut, 1/4"-20, Grade B
9	GA0257	1	Bearing
10	G11418	2	Hex Socket Head Cap Screw, 1/4"-20 x 1 1/2"
11	GB0554	2	Hub Shield
12	GD2597	1	Retainer
13	GD0840	1	Dust Cap
14	G10722	4	Hex Head Cap Screw, 1/2"-20 x 1"
	G10228	4	Lock Washer, 1/2"
15	G10544	1	Cotter Pin, 5/32" x 1"
16	G10725	1	Slotted Hex Nut, 5/8"-18
17	GR0150	1	Inner Cup
18	GA0245	1	Bearing
19	GA15151	1	Spindle
20	G10844	1	Carriage Bolt, 1/2"-13 x 3 1/2"
	G10168	1	Machine Bushing, 1/2", 7 Gauge
	G10228	1	Lock Washer, 1/2"
	G10102	1	Hex Nut, 1/2"-13
21	G10045	1	Hex Head Cap Screw, 1/2"-13 x 4 1/2"
	G10168	2	Machine Bushing, 1/2", 7 Gauge
	G10228	2	Lock Washer, 1/2"
	G10102	2	Hex Nut, 1/2"-13
A	GA13719	-	Hub And Spindle Assembly, (Items 4-7, 9, and 12-19)

A21003

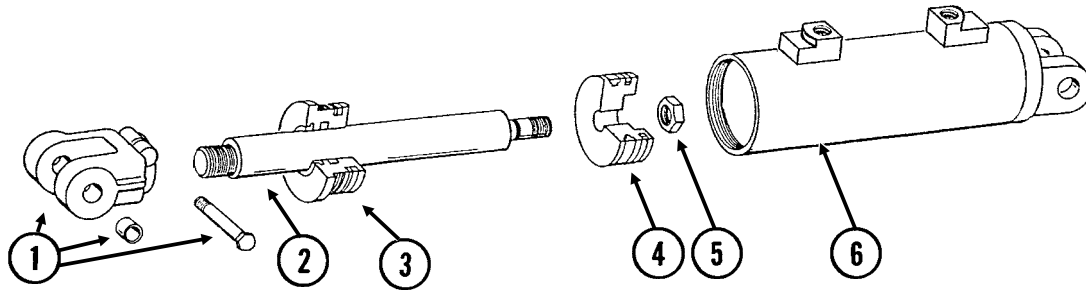


ITEM	PART NO.	QTY.	DESCRIPTION
1	GD30723	1	4 Gallon Water Tank W/Lid
2	G11386	4	Flat Washer, 5/16" SAE
3	G10018	4	Hex Head Cap Screw, 5/16"-18 x 5/8"
4	GA21002	1	Water Tank Mount
5	GD30221	2	Water Tank Mount Brackets
6	G7100-501	1	Decal, Notice
7	G10727	1	Reducing Nipple, 1-1/4" x 1"
8	G11742	1	1" NPT 90° Elbow
9	GD30722	1	1" NPTF Flush Valve
10	G10686	4	Hex Head Cap Screw, 3/8"-16 x 8"
11	G10108	4	Lock Nut, 3/8"-16



**This page left blank intentionally.**

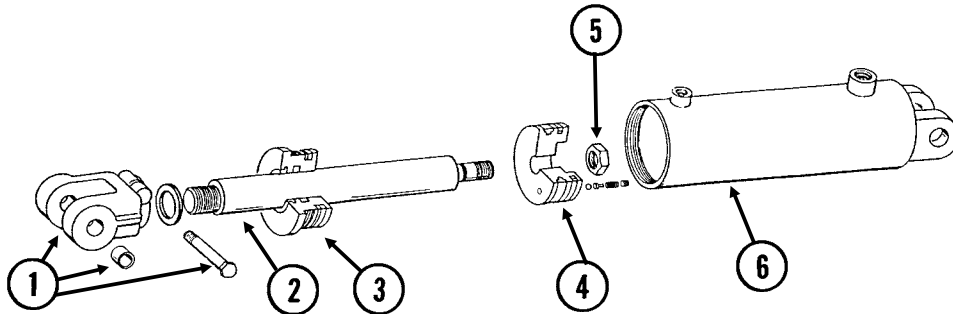
(CYL33d)



ITEM	PART NO.	QTY.	DESCRIPTION
1	GA8130	1	Clevis W/Bushings, Hex Head Cap Screw And Hex Nut
	GD11751	2	Steel Bushing, 1" Wide
	G10939	1	Hex Head Cap Screw, 3/8"-16 x 2 1/4"
	G10101	1	Hex Nut, 3/8"-16
2	GD12521	1	Rod
3	GD12522	1	Gland
4	GD12525	1	Piston
5	G10958	1	Lock Nut, 1"-14
6	A8927	1	Barrel <b>(Non-Stock Item)</b>
A	GA8928	-	Cylinder Complete, 4 1/2" x 10" <i>(Part Number Stamped On Barrel)</i>
B	GR1530	-	Seal Kit, Includes: (1) Wiper, (1) U-Cup, (2) O-Rings, (1) BU Ring, (2) Cast Iron Rings, (1) Seal, (1) Energizer

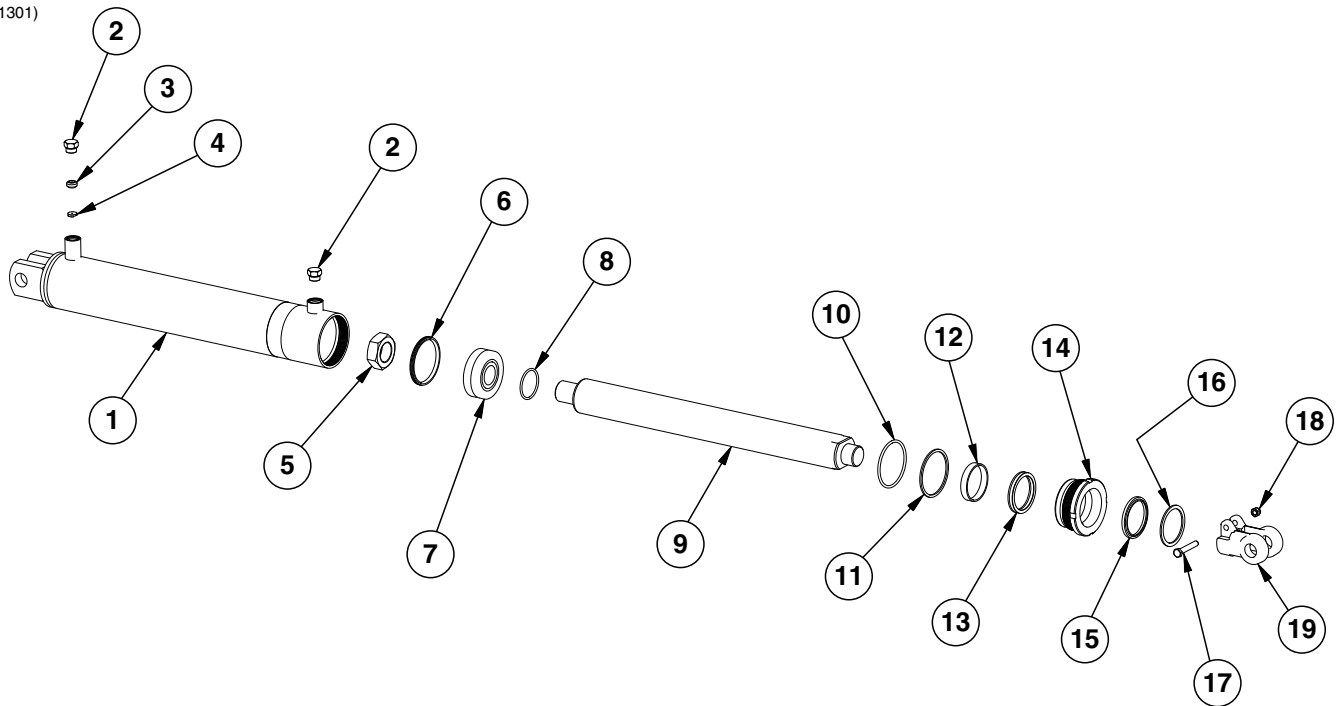
Slave Cylinders

CYL055(CYL15d)



ITEM	PART NO.	QTY.	DESCRIPTION
1	GA8130	1	Clevis W/Bushings, Hex Head Cap Screw And Hex Nut
	GD11751	2	Steel Bushing, 1" Wide
	G10939	1	Hex Head Cap Screw, 3/8"-16 x 2 1/4"
	G10101	1	Hex Nut, 3/8"-16
2	GD12564	1	Rod
3	GD12572	1	Gland
4	GA8962	1	Piston W/Rephasing Valve
	GR1169	-	Rephasing Valve Replacement Kit (Set Screw, Guide, 2 Springs And Ball)
5	G10958	1	Lock Nut, 1"-14
6	A8960	1	Barrel <b>(Non-Stock Item)</b>
A	GA8961	-	Cylinder Complete, 4 3/4" x 20" <i>(Part Number Stamped On Barrel)</i>
B	GR1546	-	Seal Kit, Includes: (1) Wiper, (1) U-Cup, (2) O-Rings, (1) BU Ring, (2) Cast Iron Rings, (1) Seal, (1) Energizer

(IP1301)

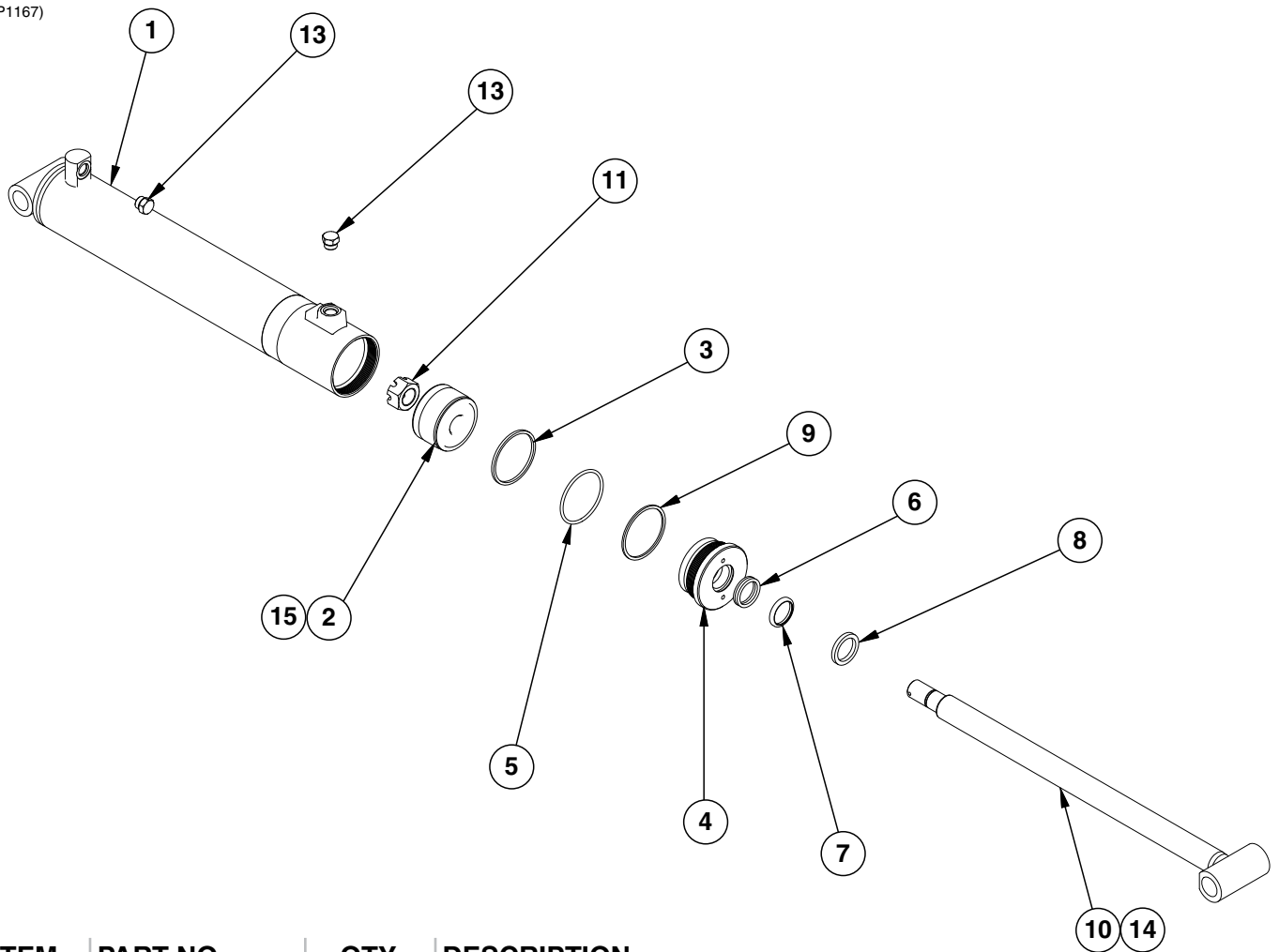


ITEM	PART NO.	QTY.	DESCRIPTION
1	A8969	1	Barrel ( <b>Non-Stock Item</b> )
2	G6408-08	2	Plug W/O-Ring, 3/4"-16 O-Ring
3	G10987	1	Hollow Lock Screw, 3/4"-16 x 3/8"
4	GD12589	1	Orifice Plate
5	G10087	1	Hex Jam Nut, 1 1/2"-12, Grade 2
6	*D12280	1	T-Seal
7	GD20991	1	Piston
8	*D20990	1	O-Ring
9	GD20989	1	Rod
10	*D12231	1	O-Ring
11	*D12232	1	Backup Ring
12	*D12137	1	Wear Ring
13	*D12264	1	U-Cup
14	GD20988	1	Gland
15	*D12263	1	Wiper
16	*D12121	1	Ring
17	G10939	1	Hex Head Cap Screw, 3/8"-16 x 2 1/4"
18	G10108	1	Lock Nut, 3/8"-16
19	GD11951	1	Clevis
A	GA14697	-	Cylinder Complete, 3 1/2" x 20" ( <i>Part Number Stamped On Barrel</i> )
B	GR1962	1	Seal Kit, Includes: (1) Wiper, (1) U-Cup, (2) O-Rings, (1) Backup Ring, (1) T-Seal, (1) Wear Ring, (1) Ring

\*Item is part of seal kit, item can not be purchased individually.

**This page left blank intentionally.**

(IP1167)

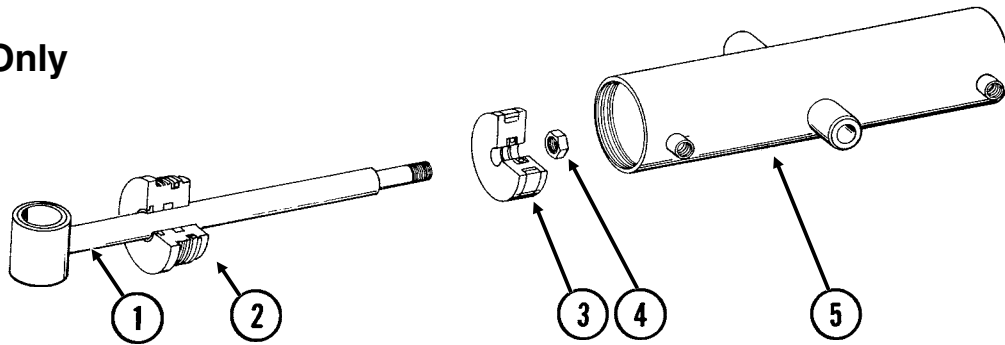


ITEM	PART NO.	QTY.	DESCRIPTION
1	A8950	1	Barrel (Non-Stock Item)
2	GD12550	1	Piston, 3 1/2"
3	*D12088	1	Piston Ring
4	GD12548	1	Gland
5	GD12231	1	O-Ring, No. 338
6	*D12252	1	U-Cup
7	*D12206	1	Wiper
8	GD12103	1	Ring
9	*D12232	1	Back-up Ring
10	GA8948	1	Rod Assembly
11	G10948	1	Lock Nut, 1 1/8"-12
12	---	-	---
13	G6408-08	2	Plug W/O-Ring, 3/4"-16 O-Ring
	GR1037	-	O-Ring
14	*D12245	1	O-Ring, #122
15	*D12280	1	T-Seal
A	GA8951	-	Cylinder Complete, 3 1/2" x 20" (Part Number Stamped On Barrel)
B	GR1532	-	Seal Kit, Includes: (2) O-Rings, (1) U-Cup, (1) Wiper, (1) T-Seal, (1) BU Ring, (1) Cast Iron Ring

\*Item is part of seal kit, item can not be purchased individually.

(CYL17a)

**R.H. Side Only**

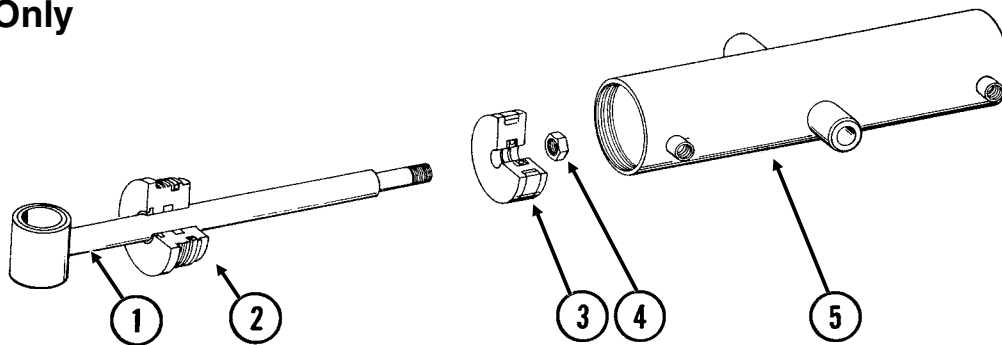


ITEM	PART NO.	QTY.	DESCRIPTION
1	GA8910 G10640	1 -	Rod Assembly W/Grease Fitting Grease Fitting, 1/4"-28
2	GD11988	1	Gland
3	GD11997	1	Piston
4	G10958	1	Lock Nut, 1"-14
5	A8300	1	Barrel <b>(Non-Stock Item)</b>
A	GA8906	-	Cylinder Complete, 4" x 13 <sup>5</sup> / <sub>8</sub> " <i>(Part Number Stamped On Barrel)</i>
B	GR1525	-	Seal Kit, Includes: (2) O-Rings, (1) BU Ring, (1) U-Cup, (1) Wiper, (1) T-Seal

**Helper Cylinder**

CYL055(CYL17a)

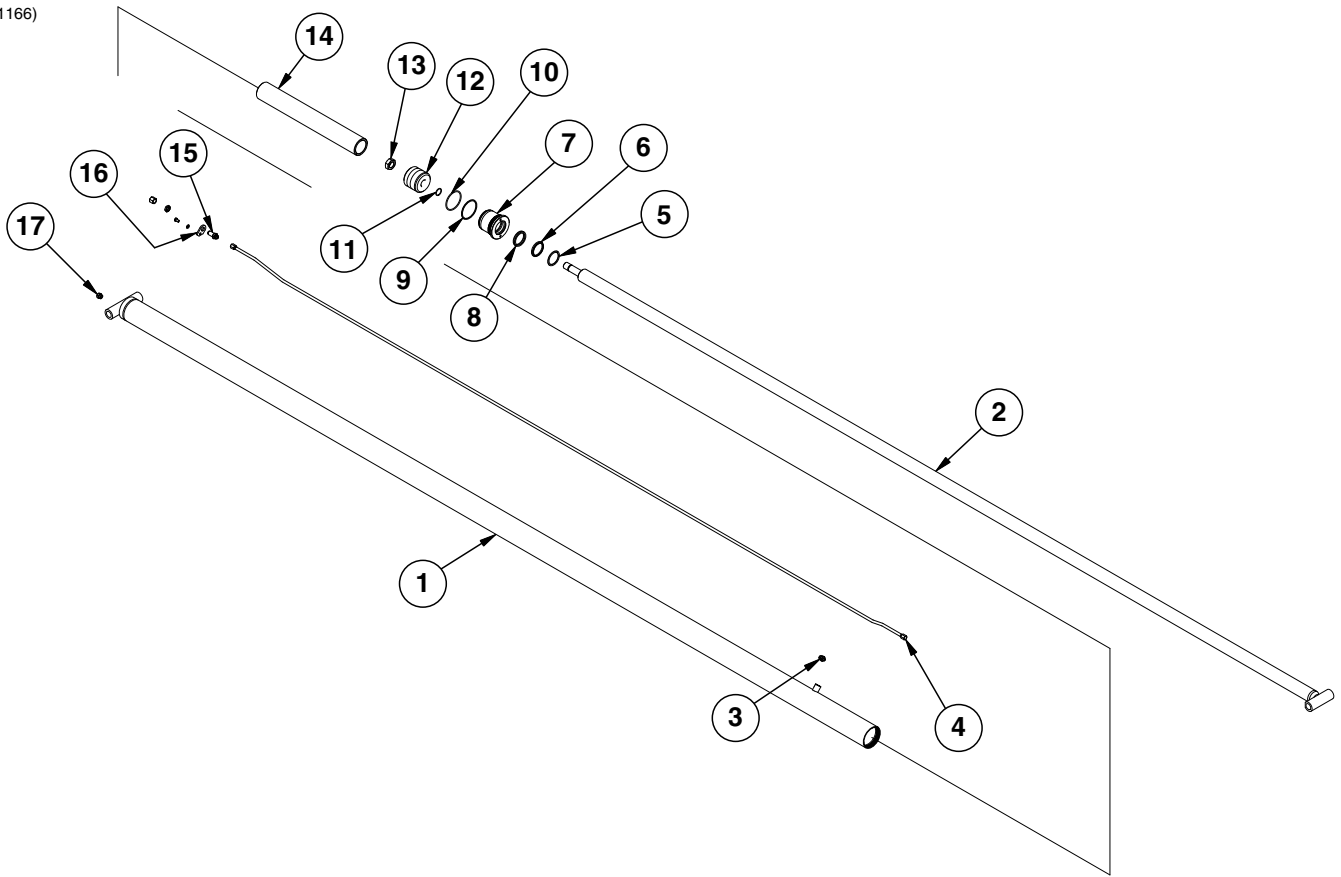
**L.H. Side Only**



ITEM	PART NO.	QTY.	DESCRIPTION
1	GA8907 G10640	1 -	Rod Assembly W/Grease Fitting Grease Fitting, 1/4"-28
2	GD11988	1	Gland
3	GD11997	1	Piston
4	G10958	1	Lock Nut, 1"-14
5	A6852	1	Barrel <b>(Non-Stock Item)</b>
A	GA8905	-	Cylinder Complete, 4" x 15 <sup>5</sup> / <sub>32</sub> " <i>(Part Number Stamped On Barrel)</i>
B	GR1525	-	Seal Kit, Includes: (2) O-Rings, (1) BU Ring, (1) U-Cup, (1) Wiper, (1) T-Seal

**This page left blank intentionally.**

(IP1166)

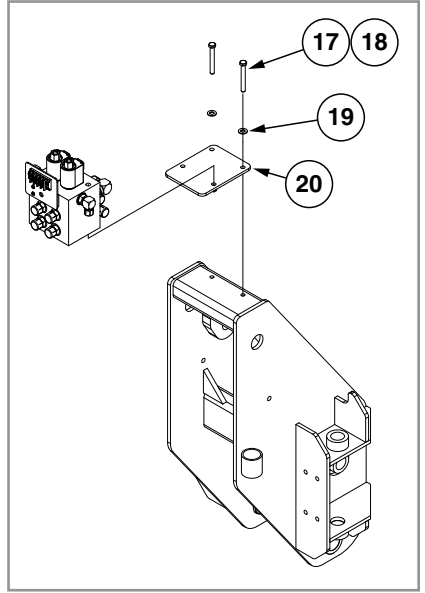
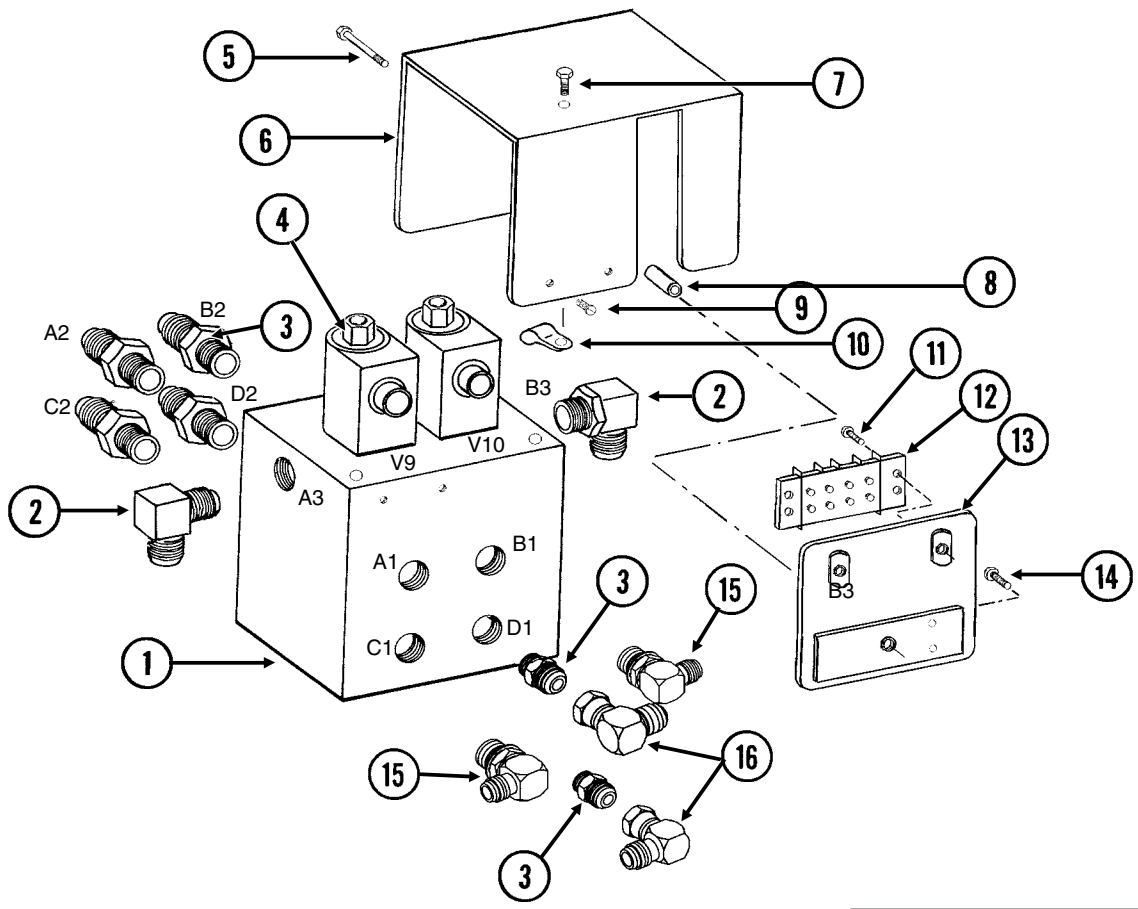




ITEM	PART NO.	QTY.	DESCRIPTION
1	A9582	1	Barrel (Non-Stock Item)
2	GA9580	1	Rod Assembly
3	G6400-08-04 GR1465	1 -	Connector W/O-Ring, 3/4"-16 Male JIC To 7/16"-20 O-Ring O-Ring
4	GA10146 G11089	1 1	Steel Hydraulic Line, 178 1/4" Hose Clamp
5	GD12121	1	Ring, 2 1/2"
6	*D12263	1	Wiper Rod
7	GD13448 GD12137	1 1	Gland Wear Ring
8	*D12264	1	U-Cup
9	*D12222	1	Back-Up Ring No. 342
10	*D12221	1	O-Ring, No. 342
11	*D12204	1	O-Ring, No. 218
12	GD13449 *D12265 *D12120 *D12119	1 1 2 1	Piston Expander Wear Ring Piston Seal
13	G10972	1	Lock Nut, 1 1/4"-12
14	GD13456	1	Spacer
15	G2700-08 G306-08 G304-C-8	1 1 1	Bulkhead Tube Union, 3/4"-16 Male JIC Lock Nut, 3/4"-16 Cap Nut, 3/4"-16
16	GD13643 G10328 G10229	1 1 1	Bracket Hex Head Cap Screw, 3/8"-16 x 5/8" Lock Washer, 3/8"
17	G6408-08 GR1037	1 1	Plug W/O-Ring, 3/4"-16 O-Ring O-Ring
A	GA9583	-	Cylinder Complete, 4" x 162" (Part Number Stamped On Barrel)
B	GR1599	-	Seal Kit, Includes: (2) O-Rings, (1) BU Ring, (3) Wear Rings, (1) Piston Seal, (1) U-Cup, (1) Wiper, (1) Expander

\*Item is part of seal kit, item can not be purchased individually.

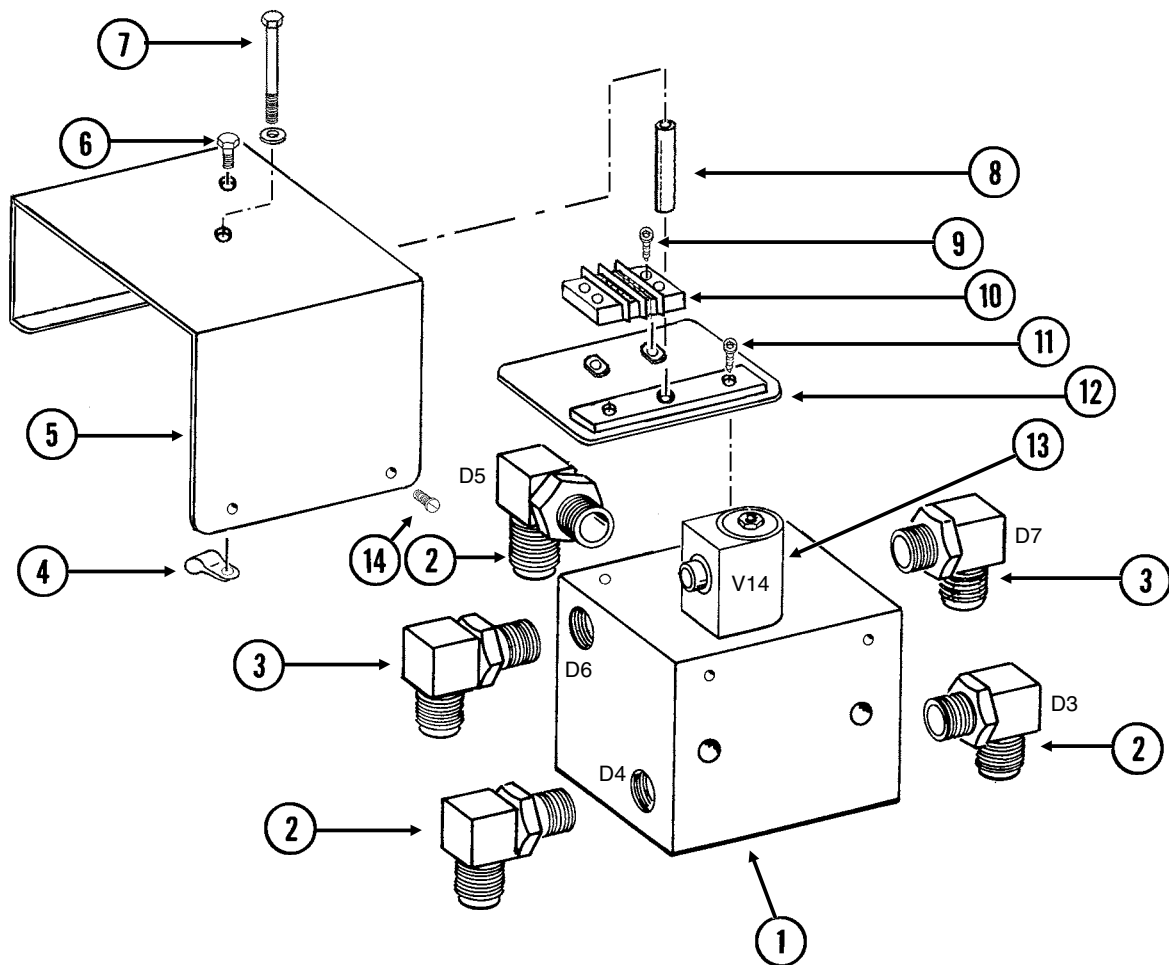
(FF19c)



ITEM	PART NO.	QTY.	DESCRIPTION
1	GD9531	1	Block
2	G6801-08 GR1037	2 -	Elbow W/O-Ring, 90°, ¾"-16 Male JIC To O-Ring O-Ring
3	G6400-10-08 GR1037	6 -	Connector W/O-Ring, 7/8"-14 Male JIC To ¾"-16 O-Ring O-Ring
4	---	-	<a href="#">See "Solenoid Valve (G1K276)" on page P122</a>
5	G10133 G10232	1 1	Hex Head Cap Screw, 5/16"-18 x 1 1/2" Lock Washer, 5/16"
6	GD13365	1	Cover
7	G10054 G10232 G10106	1 1 1	Hex Head Cap Screw, 5/16"-18 x 1/2" Lock Washer, 5/16" Hex Nut, 5/16"-18
8	GD8066-02	1	Sleeve, 1" Long
9	G10977	2	Phillips Pan Head Machine Screw, No. 10-24 x 1/2", Stainless Steel
10	GD13348	1	Insulated Clamp, 1 1/16"
11	G11067	2	Phillips Pan Head Machine Screw, No. 8-32 x 3/4", Stainless Steel
12	GA9510 GR1635	1 -	Terminal Strip W/Screws, No. 6, 4 Terminal Screw, No. 6-32 x 1/4"
13	GA9518	1	Terminal Strip Mount
14	G11066	2	Phillips Pan Head Machine Screw, No. 10-24 x 3/4", Stainless Steel
15	G6801-10-08 GR1037	2 -	Elbow W/O-Ring, 90°, 7/8"-14 Male JIC To ¾"-16 O-Ring O-Ring
16	G6500-10	2	Swivel Elbow, 90°, 7/8"-14 Male JIC To Female
17	G10062	2	Hex Head Cap Screw, 3/8"-16 x 3"
18	G10108	2	Lock Nut, 3/8"-16
19	G11387	2	Flat Washer, 3/8" SAE
20	GD25508	1	Hydraulic Block Mount

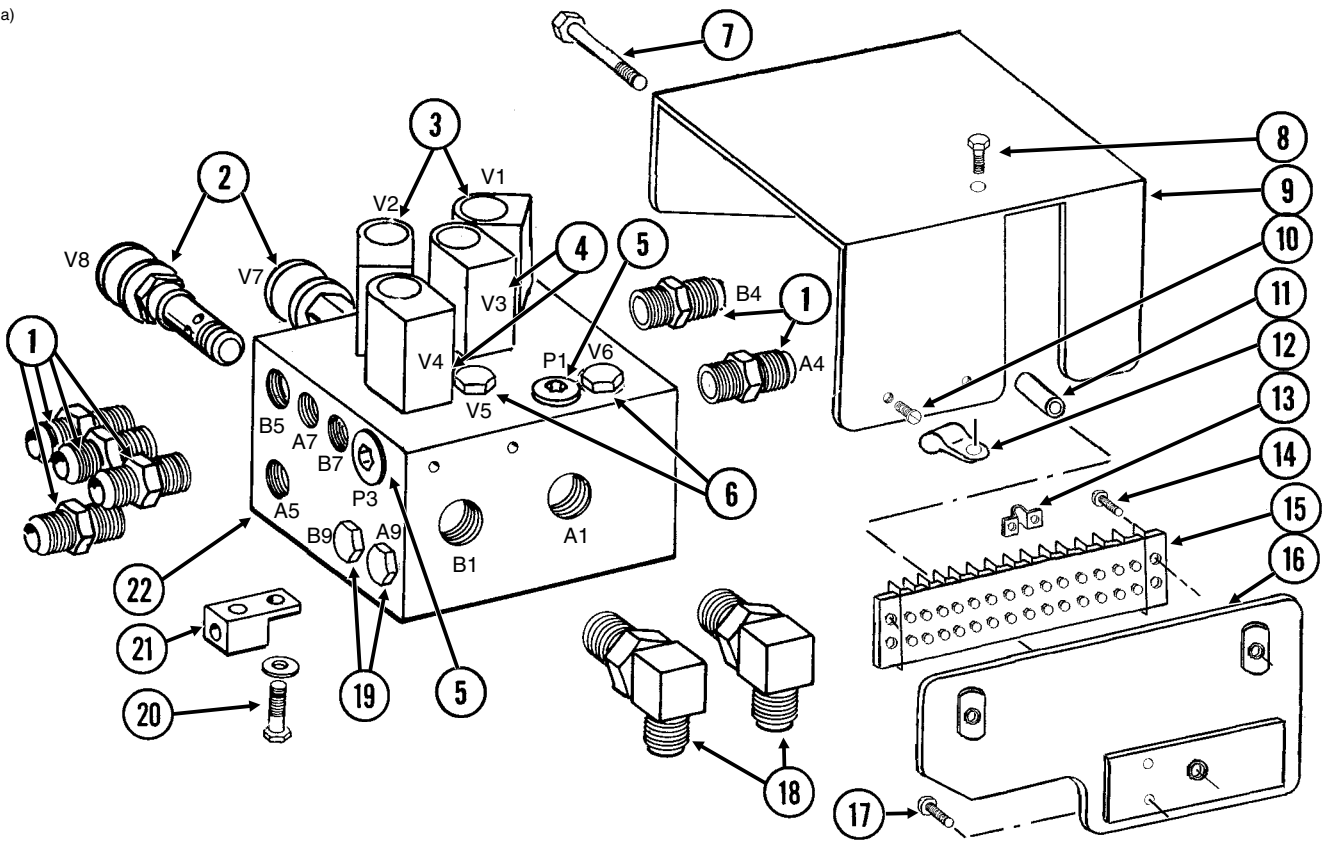
**This page left blank intentionally.**

(FF20a)



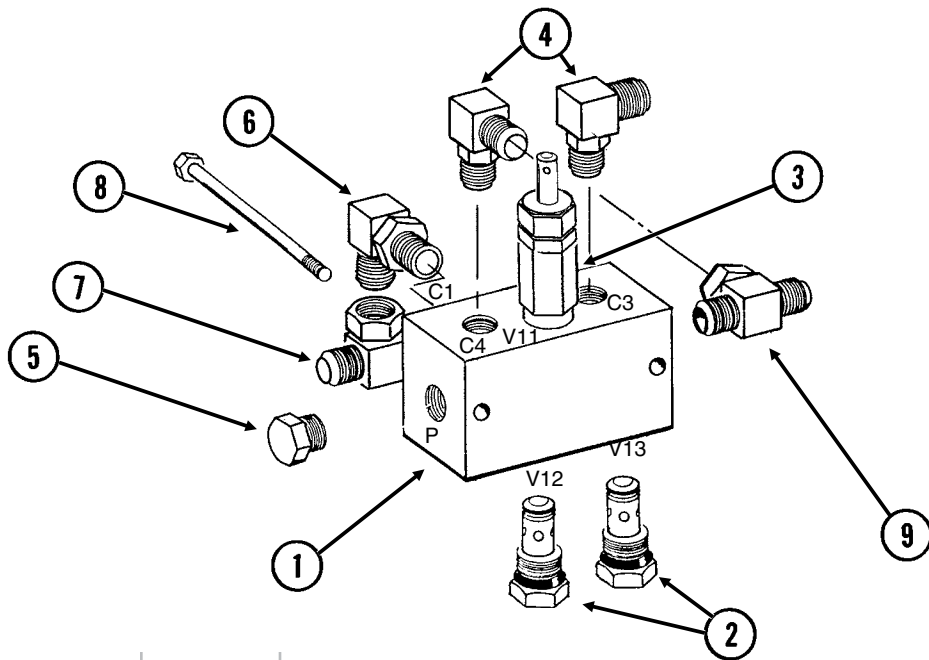
ITEM	PART NO.	QTY.	DESCRIPTION
1	GD9536	1	Block
2	G6801-10-08 GR1037	3 -	Elbow W/O-Ring, 90°, 7/8"-14 Male JIC To 3/4"-16 O-Ring O-Ring
3	G6801-08 GR1037	2 -	Elbow W/O-Ring, 90°, 3/4"-16 Male JIC To O-Ring O-Ring
4	GD13348	1	Insulated Clamp, 1 1/16"
5	GD13366	1	Cover
6	G10054 G10232 G10106	1 1 1	Hex Head Cap Screw, 5/16"-18 x 1/2" Lock Washer, 5/16" Hex Nut, 5/16"-18
7	G10583 G10232	1 1	Hex Head Cap Screw, 5/16"-18 x 2 3/4" Lock Washer, 5/16"
8	GD8066-03	1	Sleeve, 2 5/16" Long
9	G11067	2	Phillips Pan Head Machine Screw, No. 8-32 x 3/4", Stainless Steel
10	GA9511 GR1635	1 -	Terminal Strip W/Screws, No. 6, 2 Terminal Screw, No. 6-32 x 1/4"
11	G11066	2	Phillips Pan Head Machine Screw, No. 10-24 x 3/4", Stainless Steel
12	GA9519	1	Terminal Strip Mount
13	---	-	<a href="#">See "Solenoid Valve (G1K275)" on page P122</a>
14	G10977	2	Phillips Pan Head Machine Screw, No. 10-24 x 1/2", Stainless Steel

(FF21a)



ITEM	PART NO.	QTY.	DESCRIPTION
1	G6400-08 GR1037	6 -	Connector W/O-Ring, 3/4"-16 Male JIC To O-Ring O-Ring
2	---	-	<a href="#">See "Flow Control Valve" on page P123</a>
3	---	-	<a href="#">See "Solenoid Valve (G1K275)" on page P122</a>
4	---	-	<a href="#">See "Solenoid Valve (G1K276)" on page P122</a>
5	G6408-H06-O GR1045	5 -	Hex Socket Head Plug W/O-Ring, 5/16"-18 O-Ring O-Ring
6	G6408-10 GR1466	2 -	Plug W/O-Ring, 7/8"-14 O-Ring O-Ring
7	G10003 G10229	1 2	Hex Head Cap Screw, 3/8"-16 x 1 1/2" Lock Washer, 3/8"
8	G10004 G11091	1 1	Hex Head Cap Screw, 3/8"-16 x 1 1/4" Serrated Flange Nut, 3/8"-16
9	GD13146	1	Cover
10	G10977	2	Phillips Pan Head Machine Screw, No. 10-24 x 1/2", Stainless Steel
11	GD7318	1	Sleeve, 1" Long
12	GD13348	1	Insulated Clamp, 1 1/16"
13	GD13310	1	Jumper, 7/16"
14	G11067	2	Phillips Pan Head Machine Screw, No. 8-32 x 3/4", Stainless Steel
15	GA9097 GR1635	1 -	Terminal Strip W/Screws, No. 6, 14 Terminal Screw, No. 6-32 x 1/4"
16	GA13741	1	Terminal Strip, Mount
17	G11066	2	Phillips Pan Head Machine Screw, No. 10-24 x 3/4", Stainless Steel
18	G6801-10 GR1466	2 -	Elbow W/O-Ring, 90°, 7/8"-14 Male JIC To O-Ring O-Ring
19	G6408-08 GR1037	6 -	Plug W/O-Ring, 3/4"-16 O-Ring O-Ring
20	G10019 G10043 G10232 G11386	1 1 2 -	Hex Head Cap Screw, 5/16"-18 x 1" Hex Head Cap Screw, 5/16"-18 x 3/4" Lock Washer, 5/16" Flat Washer, 5/16" SAE
21	GA3584	1	Ground Clamp
22	GD9533	1	Block

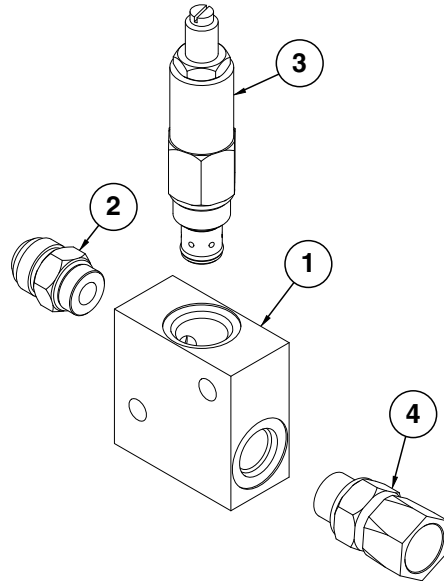
VVB030(F22c)



ITEM	PART NO.	QTY.	DESCRIPTION
1	GD9535	1	Block
2	---	-	<a href="#">See "Check Valve" on page P123</a>
3	---	-	<a href="#">See "Pressure Relief Valves" on page P123</a>
4	G6801-08 GR1037	2 -	Elbow W/O-Ring, 90°, 3/4"-16 Male JIC To O-Ring O-Ring
5	G6408-06 GR1045	1 -	Plug W/O-Ring, 9/16"-18 O-Ring O-Ring
6	G6801-10-08 GR1037	1 -	Elbow W/O-Ring, 90°, 7/8"-14 Male JIC To 3/4"-16 O-Ring O-Ring
7	G6600-10	1	Swivel Tee, 7/8"-14 JIC
8	G10746 G10227 G10103	2 2 2	Hex Head Cap Screw, 1/4"-20 x 2 3/4" Lock Washer, 1/4" Hex Nut, 1/4"-20
9	G6600-08	1	Swivel Tee, 3/4"-16 JIC

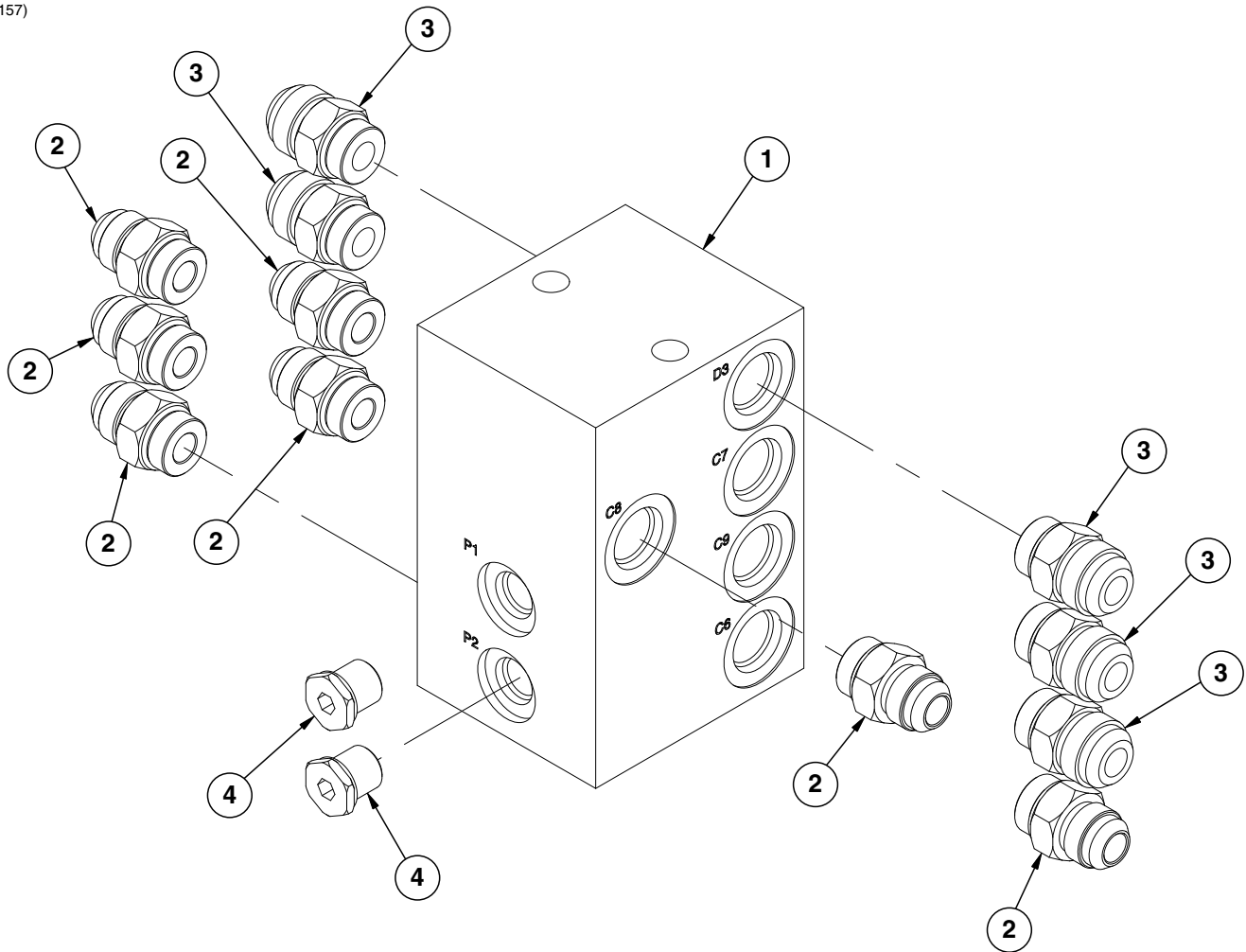


(IP1185)



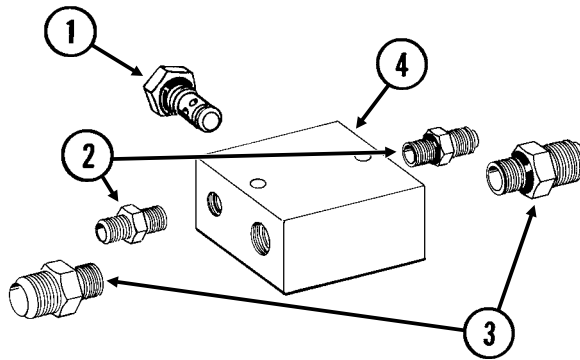
ITEM	PART NO.	QTY.	DESCRIPTION
1	GD14528	1	Valve Block
2	G6400-10-08 GR1037	1 -	Connector W/O-Ring, 7/8"-14 Male JIC To 3/4"-16 O-Ring O-Ring
3	GA3407	1	Pressure Relief Valve, 1000 PSI
4	G6402-08-10	1	Connector W/O-Ring, 7/8"-14 Female JIC to 3/4"-16 O-Ring

(IP1157)



ITEM	PART NO.	QTY.	DESCRIPTION
1	GD9537	1	Junction Block
2	G6400-08 GR1037	7 -	Connector W/O-Ring, 3/4"-16 Male JIC To O-Ring O-Ring
3	G6400-10-08 GR1037	5 -	Connector W/O-Ring, 7/8"-14 Male JIC To 3/4"-16 O-Ring O-Ring
4	G6408-H06-0	2	Hex Socket O-Ring Plug, 9/16"-12

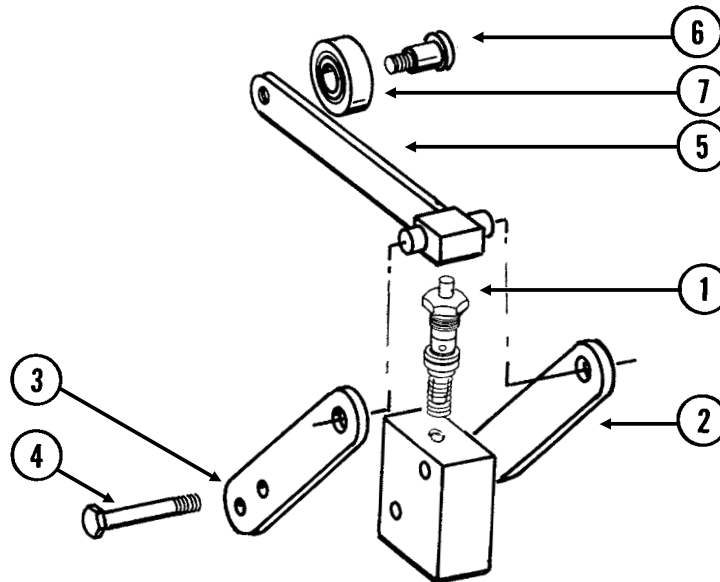
VVB038(HYD31a)



ITEM	PART NO.	QTY.	DESCRIPTION
1	---	-	<a href="#">See "Check Valve" on page P123</a>
2	G6400-04 GR1465	2	Connector W/O-Ring, 7/16"-20 Male JIC To O-Ring
3	G6400-10 GR1466	2	Connector W/O-Ring, 7/8"-14 Male JIC To O-Ring
4	GD13447	1	Block

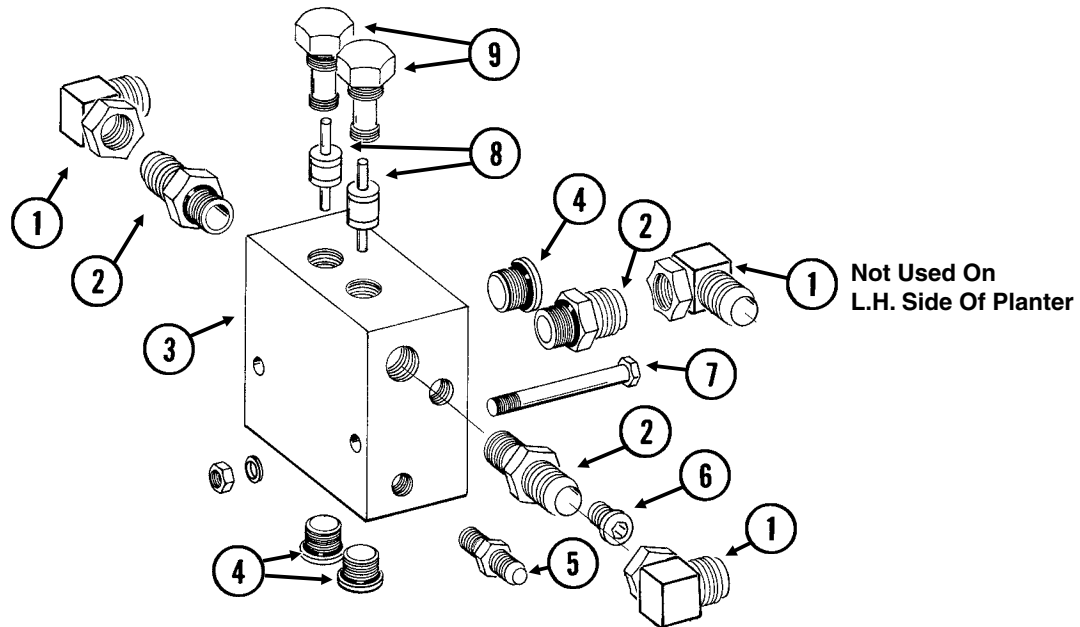
**Detent Lever Valve**

VVB033(FF24)



ITEM	PART NO.	QTY.	DESCRIPTION
1	GR1254	1	Valve
2	GR1259	1	Bar
3	GR1255	1	Bar
4	G10060	2	Hex Head Cap Screw, 5/16"-18 x 2 1/2"
	G11387	2	Flat Washer, 3/8" SAE
	G10106	2	Hex Nut, 5/16"-18
5	GR1256	1	Arm
6	GR1258	1	Socket Shoulder Screw, 1/2"
7	GR1257	1	Stainless Steel Bushing
A	GA6782	-	Detent Lever Valve Complete
B	GR1260	-	Seal Kit (For GR1254 Valve), Includes: (2) BU Rings, (3) O-Rings

VVB039(HYD30)



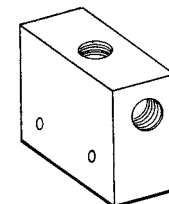
ITEM	PART NO.	QTY.	DESCRIPTION
1	G6500-08	2-3	Swivel Elbow, 90°, 3/4"-16 Male JIC To Female
	G6502-08	-	Swivel Elbow, 45°, 3/4"-16 Male JIC To Female
2	G6400-08	3	Connector W/O-Ring, 3/4"-16 Male JIC To O-Ring
	GR1037	-	O-Ring
3	GR1455	1	Block <b>(Non-Stock Item)</b>
4	GR1047	3	Hex Socket Plug W/O-Ring
	GR1037	-	O-Ring
5	G6400-04	1	Connector W/O-Ring, 7/16"-20 Male JIC To O-Ring
	GR1465	-	O-Ring
6	GR1034	1	Hex Socket Plug W/O-Ring
	GR1035	-	O-Ring
7	G10062	1	Hex Head Cap Screw, 3/8"-16 x 3"
	G10229	1	Lock Washer, 3/8"
	G10101	1	Hex Nut, 3/8"-16
8	GR1457	2	Pilot Piston <b>(Non-Stock Item)</b>
	GR1456	2	Cartridge <b>(Non-Stock Item)</b>
A	GA8409	-	Pilot Operated Check Valve (Items 3, 4, 6, 8 And 9)
B	GR1458	-	Seal Kit, Includes: (2) Cartridge Seal Kits, (5) O-Rings, (2) BU Rings

Stroke Limiter Valve

(FF23b)

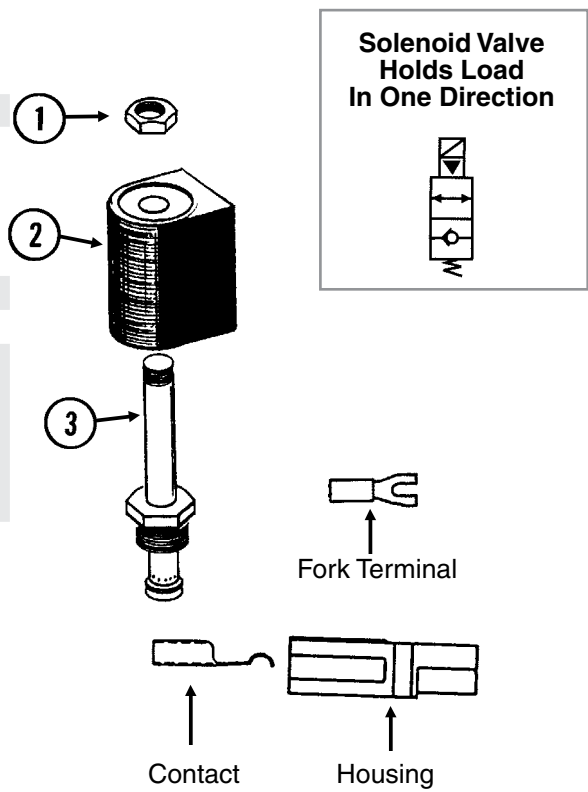


ITEM	PART NO.	QTY.	DESCRIPTION
A	GA12105	-	Stroke Limiter Valve Complete <i>(Part Number Stamped On Valve Block)</i>
B	G1K255	-	Repair Kit, Includes: (1) Adapter, (1) Poppet, (1) Seal Kit W/O-Rings And BU Ring



VVB019(TWL27c/TWL18/PLTR75c/A9481)

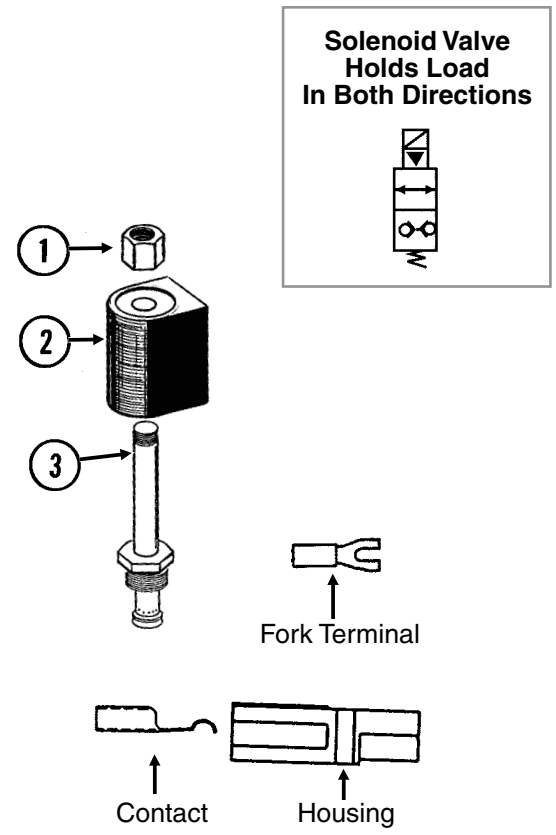
ITEM	PART NO.	QTY.	DESCRIPTION
1	GR0761	1	Special Hex Nut, 1/2"-20
2	G1K274	1	Coil Kit W/Contacts, Housings And Fork Terminals
	GD9529	2	Housing, Black
	GD9530	2	Contact
	G10996	2	Fork Terminal
3	GR0763	1	Cartridge
A	G1K275	-	Solenoid Valve Kit W/Solenoid Valve, Contacts, Housings And Fork Terminals
	GD9529	2	Housing, Black
	GD9530	2	Contact
	G10996	2	Fork Terminal
B	GR0764	-	Seal Kit, Includes: (2) O-Rings, (1) BU Ring



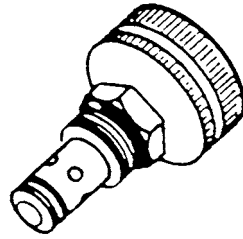
Solenoid Valve (G1K276)

VVB019(FF25/TWL18/PLTR75c)

ITEM	PART NO.	QTY.	DESCRIPTION
1	GR1322	1	Special Hex Nut, 1/2"-20
2	G1K274	1	Coil Kit W/Contacts, Housings And Fork Terminals
	GD9529	2	Housing, Black
	GD9530	2	Contact
	G10996	2	Fork Terminal
3	GR1321	1	Cartridge
A	G1K276	-	Solenoid Valve Kit W/Housings, Contacts, And Forked Terminals
	GD9529	2	Housing, Black
	GD9530	2	Contact
	G10996	2	Fork Terminal
B	GR2042	-	Seal Kit



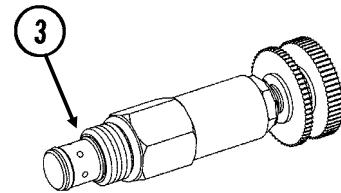
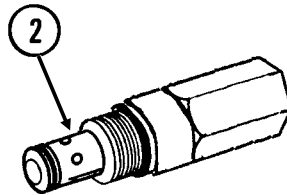
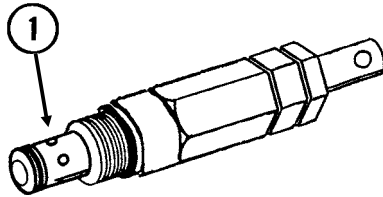
VVB020(TWL28)



ITEM	PART NO.	QTY.	DESCRIPTION
A	GA3413	-	Flow Control Valve
B	GR0764	-	Seal Kit, Includes: (2) O-Rings, (1) BU Ring

**Pressure Relief Valves**


VVB020(FF46/FF46a/FF104)



ITEM	PART NO.	QTY.	DESCRIPTION
1	GA8844 GR1515	- -	Pressure Relief Valve, 1500 PSI Seal Kit, Includes: (2) O-Rings, (1) BU Ring
2	GA10140 GR0764	- -	Pressure Relief Valve, 550 PSI Seal Kit, Includes: (2) O-Rings, (1) BU Ring
3	GA3407 GR0764	- -	Pressure Relief Valve, 1000 PSI Seal Kit, Includes: (2) O-Rings, (1) BU Ring

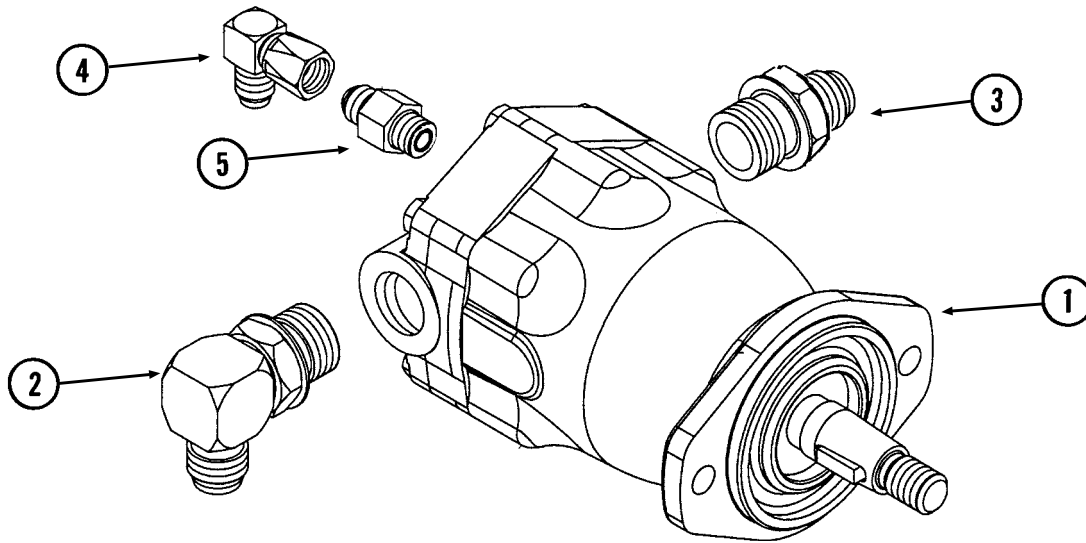
**Check Valve**

VVB020(TWL30)



ITEM	PART NO.	QTY.	DESCRIPTION
A	GA4293	-	Check Valve
B	GR0764	-	Seal Kit, Includes: (2) O-Rings, (1) BU Ring

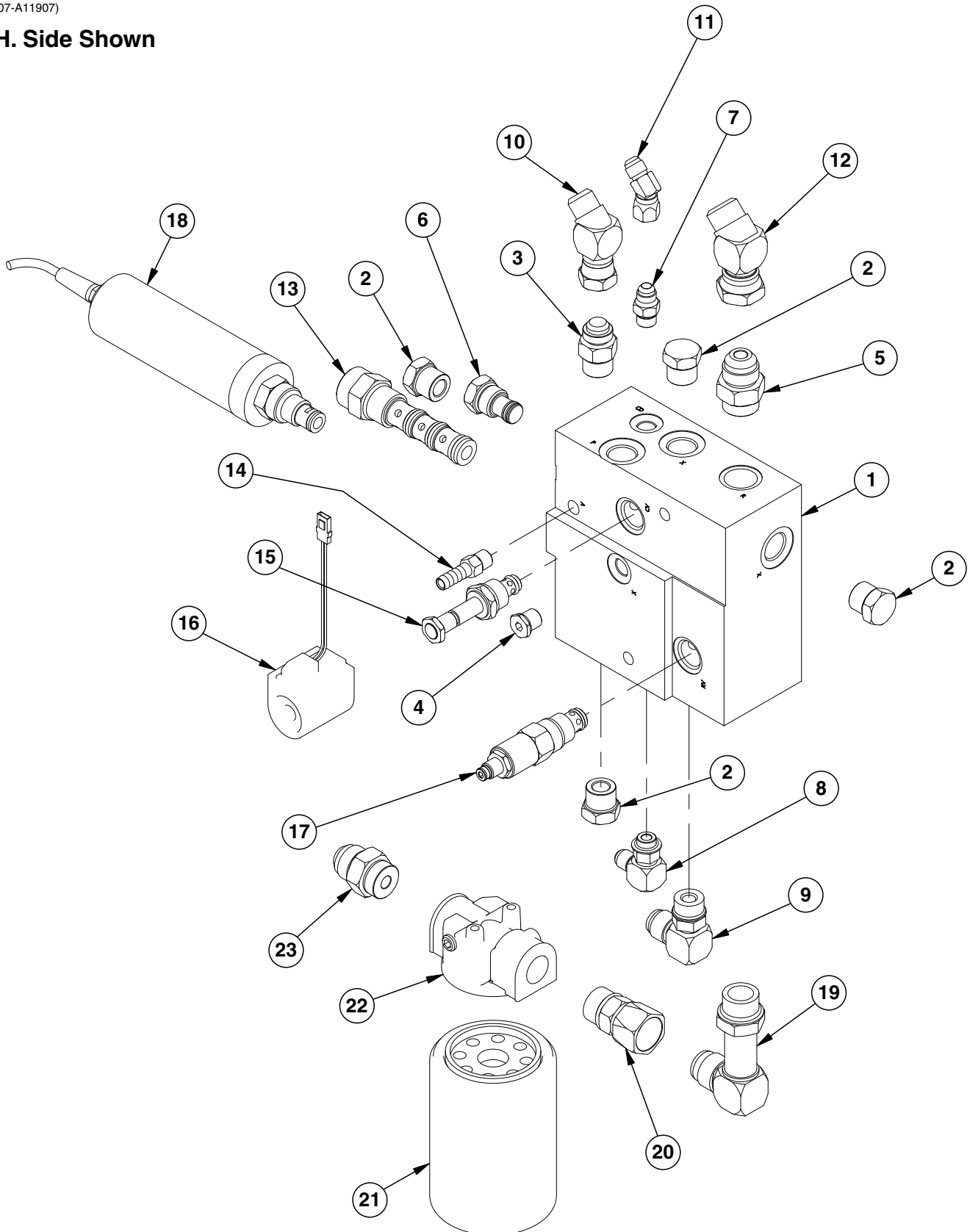
(METR21b)



ITEM	PART NO.	QTY.	DESCRIPTION
1	GA10149 GR2190 GR1734	1 - -	Hydraulic Motor - Motor Key - Seal Kit
2	G6801-10-12 GR1467	1 -	Elbow W/O-Ring, 90°, 7/8"-14 Male JIC To 1 1/16"-12 O-Ring - O-Ring
3	G6400-12 GR1467	2 -	Connector W/O-Ring, 1 1/16"-12 Male JIC To O-Ring - O-Ring
4	G6500-06	1	Swivel Elbow, 90°, 9/16"-18 Male JIC To Female
5	G6400-06 GR1045	1 -	Connector W/O-Ring, 9/16"-18 Male JIC To O-Ring - O-Ring

(FF107-A11907)

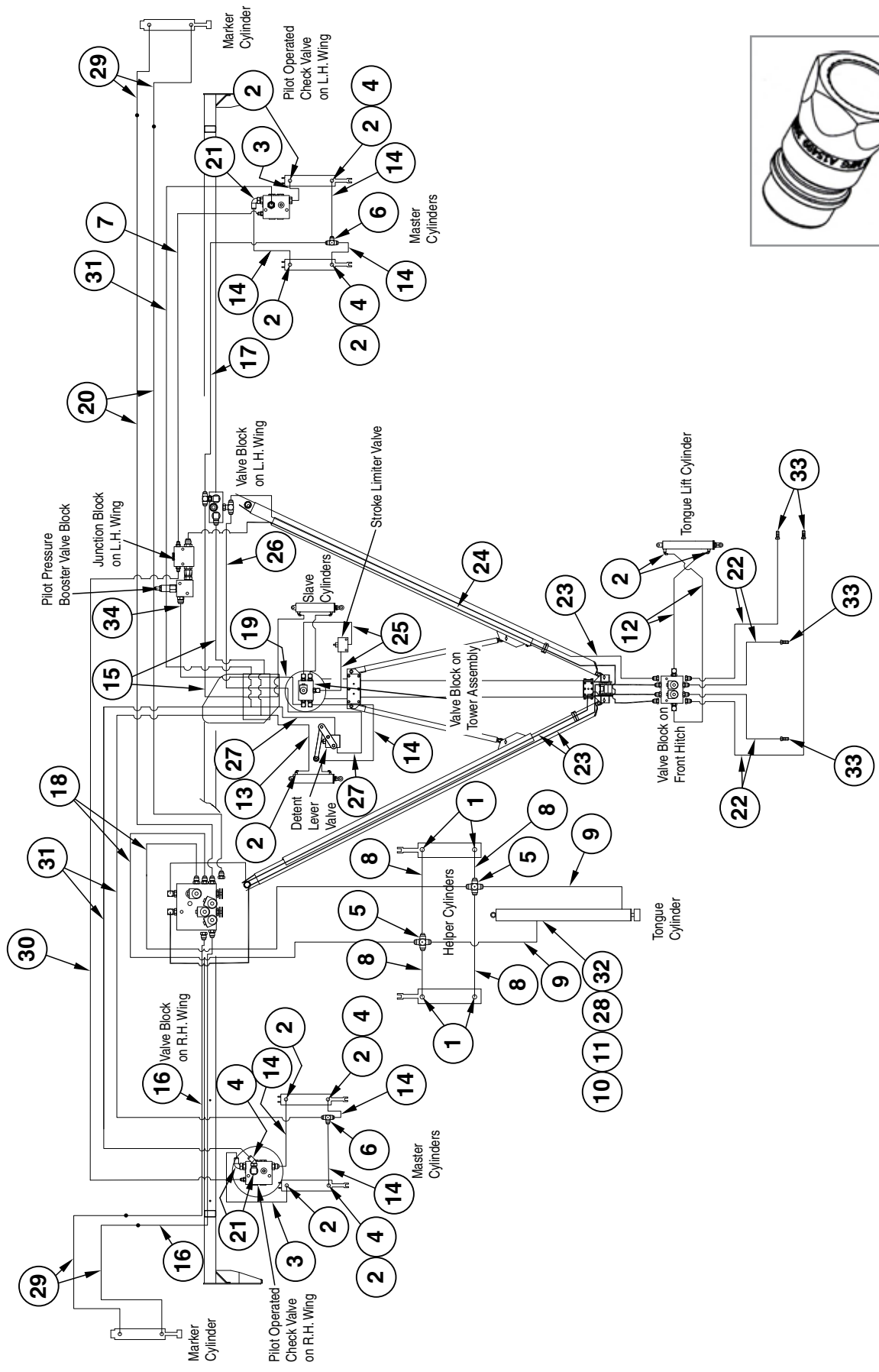
L.H. Side Shown





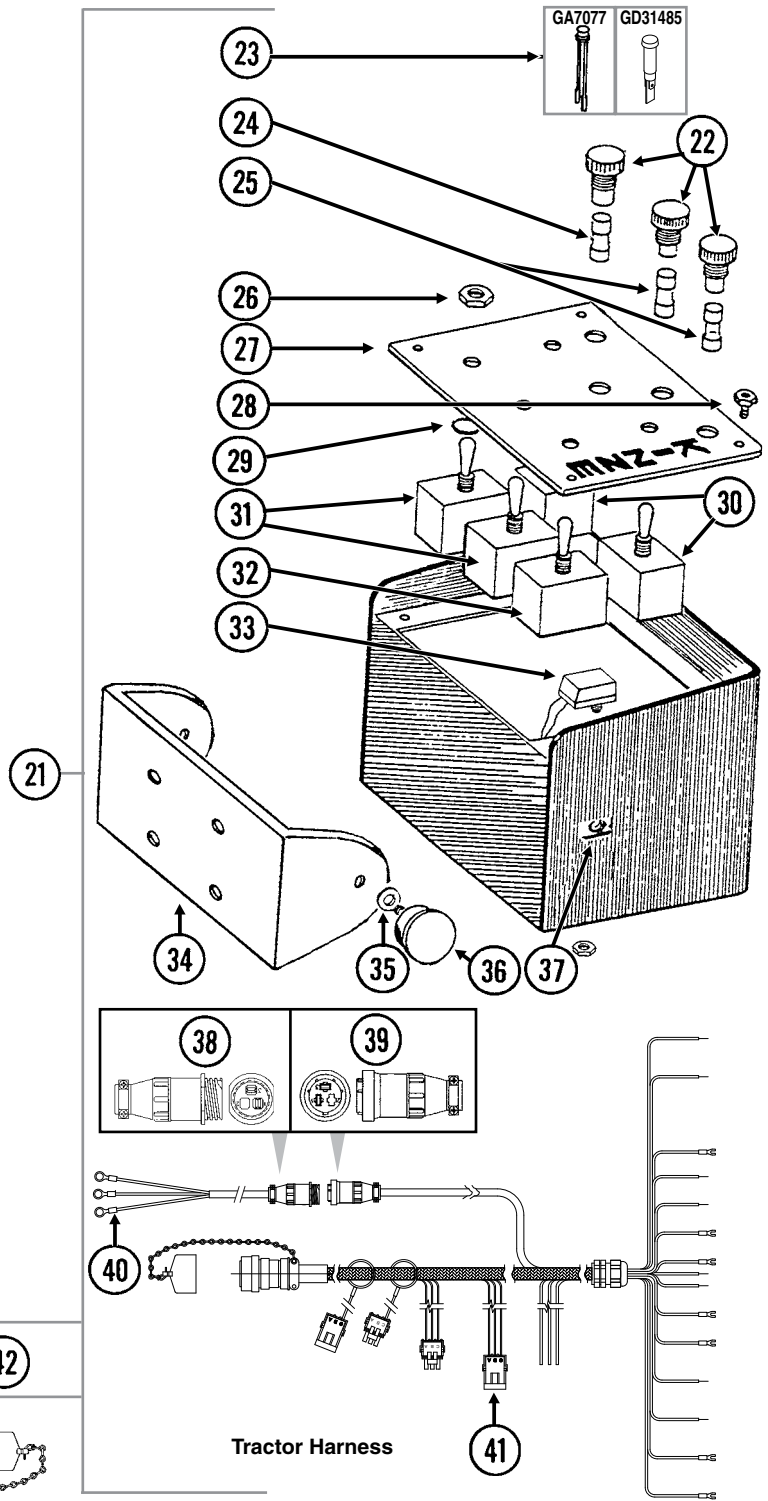
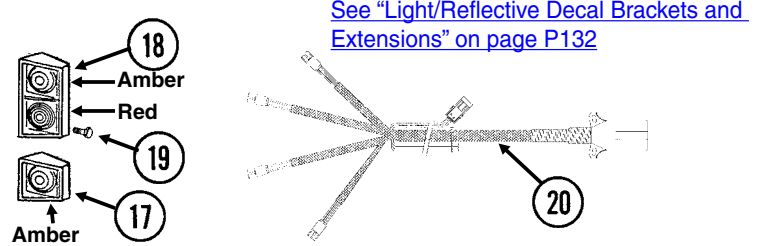
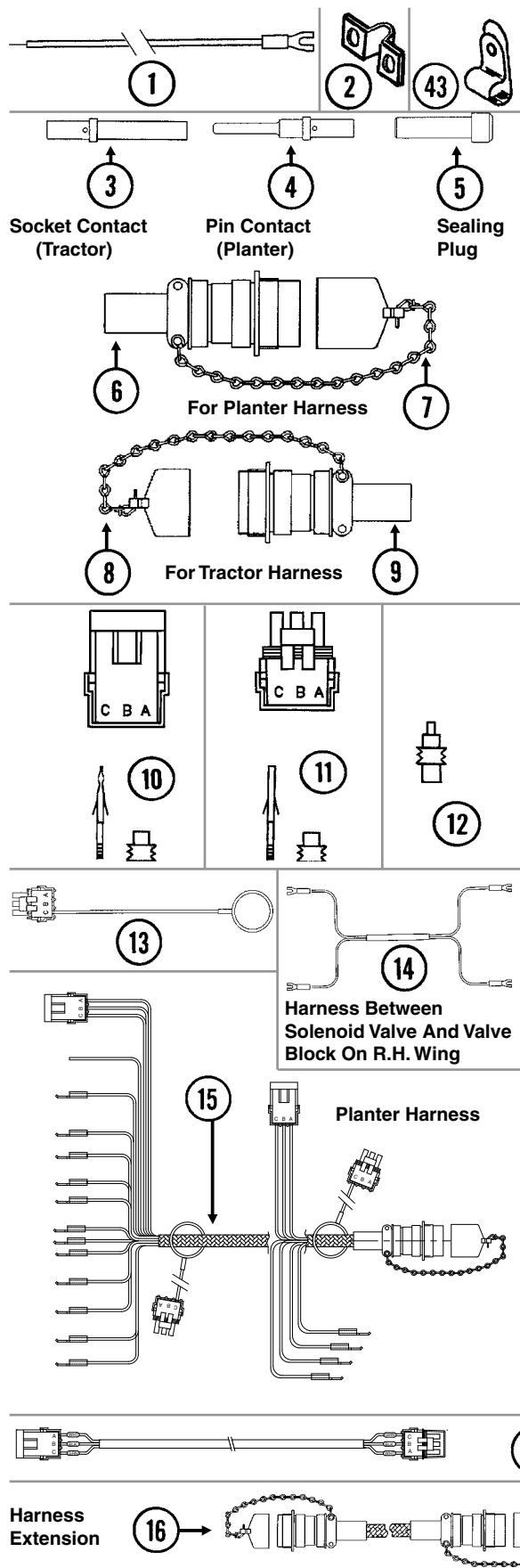
ITEM	PART NO.	QTY.	DESCRIPTION
1	GD16873	1	Valve Block
2	G6408-10 GR1466	4 -	Plug W/O-Ring, 7/8"-14 O-Ring O-Ring
3	G6400-10 GR1466	1 -	Connector W/O-Ring, 7/8"-14 Male JIC To O-Ring O-Ring
4	G6408-H06-0 GR1045	1 -	Hex Socket Head Plug W/O-Ring, 9/16"-18 O-Ring O-Ring
5	G6400-12 GR1467	1 -	Connector W/O-Ring, 1 1/16"-12 Male JIC To O-Ring O-Ring
6	GA11934	1	Relief Valve Cartridge
7	G6400-06 GR1045	1 -	Connector W/O-Ring, 9/16"-18 Male JIC To O-Ring O-Ring
8	G6801-06 GR1045	1 -	Elbow W/O-Ring, 90°, 9/16"-18 Male JIC To O-Ring O-Ring
9	G6801-10 GR1466	1 -	Elbow W/O-Ring, 90°, 7/8"-14 Male JIC To O-Ring O-Ring
10	G6502-10	1	Swivel Elbow, 45°, 7/8"-14 Male JIC To Female (L.H. Side Only)
11	G6502-06	1	Swivel Elbow, 45°, 9/16"-18 Male JIC To Female (L.H. Side Only)
12	G6502-12	1	Swivel Elbow, 45°, 1 1/16"-12 Male JIC To Female (L.H. Side Only)
13	GA11682	1	Pressure Compensating Element
14	GD11700	1	Adapter, 1/4" NPT To 3/8" Barb
15	GA11680	1	Cartridge
16	GA11900	1	Coil W/Terminals
17	GA11679	1	Relief Valve
18	GA10986	1	Motorized Flow Control
19	G6801-LL-12	1	X-Long Elbow W/O-Ring, 90°, 1 1/16"-12 Male JIC x 1 1/16"-12
20	G6402-12-12	1	Connector W/O-Ring, 1 1/16" Female JIC x 1 1/16"-12
21	GD16037	1	Oil Filter, 10 Micron
22	GD16038	1	Filter Head
23	G6400-12 GR1467	1 -	Connector, W/O-Ring, 1 1/16"-12 Male JIC To O-Ring O-Ring

(IP1142-1a)



ITEM	PART NO.	QTY.	DESCRIPTION
1	G6801-06-08 GR1037	4	Connector W/O-Ring, 9/16"-18 Male JIC To 3/4"-16 O-Ring O-Ring
2	G6801-08 GR1037	14	Elbow W/O-Ring, 90°, 3/4"-16 Male JIC To O-Ring O-Ring
3	*A1073	2	Hose Assembly, 3/8" x 18"
4	G6502-08	5	Swivel Elbow, 45°, 3/4"-16 Male JIC To Female
5	G2650-06	2	Cross, 9/16"-18 Male JIC
6	G2603-08	2	Tee, 3/4"-16 Male JIC
7	*A8500	1	Hose Assembly, 3/16" x 260"
8	*A1189	4	Hose Assembly, 1/4" x 36"
9	*A1146	2	Hose Assembly, 1/4" x 12"
10	G6400-06-08 GR1037	1	Connector W/O-Ring, 9/16"-18 Male JIC To 3/4"-16 O-Ring O-Ring
11	G6502-06	2	Swivel Elbow, 45°, 9/16"-18 Male JIC To Female
12	*A1044	2	Hose Assembly, 3/8" x 34"
13	*A3140	2	Hose Assembly, 3/8" x 94"
14	*A3119	8	Hose Assembly, 3/8" x 36"
15	*A1026	2	Hose Assembly, 3/8" x 152"
16	*A1031	2	Hose Assembly, 3/8" x 234"
17	*A3161	1	Hose Assembly, 3/8" x 210"
18	*A3299	2	Hose Assembly, 3/8" x 164"
19	*A1421	1	Hose Assembly, 1/2" x 107"
20	*A12000	2	Hose Assembly, 3/8" x 548"
21	G6500-08	3	Swivel Elbow, 90°, 3/4"-16 Male JIC To 9/16"-18 Female
22	*A1412	4	Hose Assembly, 1/2" x 130"
23	*A1485	3	Hose Assembly, 1/2" x 330"
24	*A8208	1	Hose Assembly, 1/2" x 374"
25	*A1424	2	Hose Assembly, 1/2" x 30"
26	*A1487	1	Hose Assembly, 1/2" x 150"
27	*A1465	2	Hose Assembly, 1/2" x 84"
28	G2406-08-06	1	Reducer, 3/4"-16 Female JIC To 9/16"-18 Male JIC
29	*A1072	4	Hose Assembly, 3/8" x 48"
30	*A8503	1	Hose Assembly, 3/16" x 436"
31	*A1038	3	Hose Assembly, 3/8" x 370"
32	G6500-06	1	Swivel Elbow, 90°, 9/16"-18 Male JIC To Female
33	GD4086	4	ISO Coupler
34	*A1475	1	Hose Assembly, 1/2" x 108"
35	GA15499	-	Coupler

\*Hydraulic hose is not stocked by Kinze Repair Parts, but can be made available on a special order basis. Call for quote.



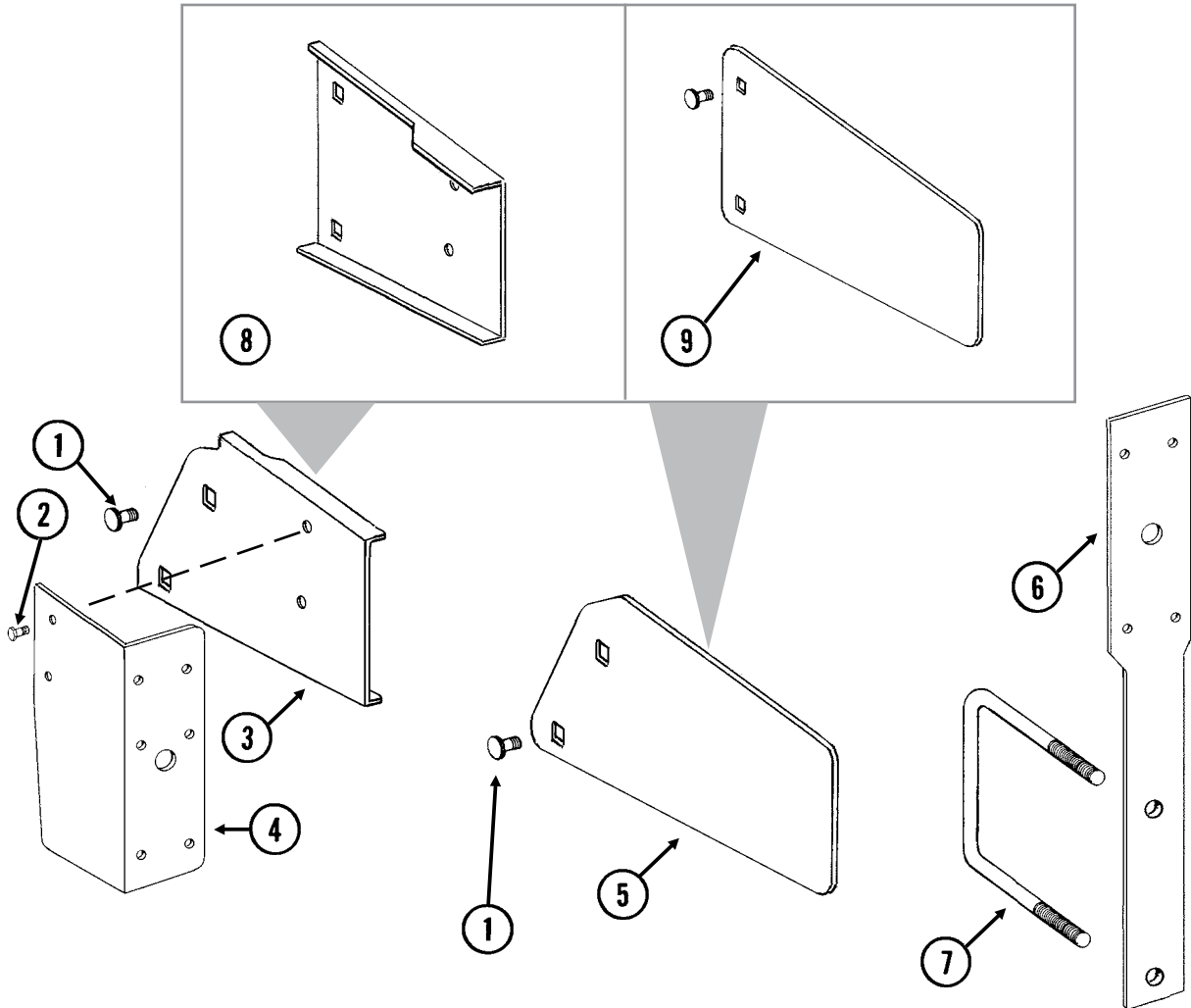
ITEM	PART NO.	QTY.	DESCRIPTION
1	GA9481	-	Jumper Wire W/Fork Terminal, 13"
	G10996	-	Fork Terminal
2	GD13310	-	Jumper, 7/16"
3	GD8740	-	Socket Contact, No. 14
4	GD8741	-	Pin Contact, No. 14
5	GD8739	-	Sealing Plug, No. 12
6	GA6109	1	Connector W/Cable Clamp, 23 Pin Capacity
7	GA7862	-	Dust Cap W/Chain
8	GA7863	-	Dust Cap W/Chain
9	GA6108	1	Connector W/Cable Clamp, 23 Socket Capacity
10	G1K248	-	3-Pin Female Connector Kit (Black), Includes: (3) 3-Pin Female Housings, (9) Pin Contacts, (9) Seals
11	G1K252	-	3-Pin Male Connector Kit (Black), Includes: (3) 3-Pin Male Housings, (9) Socket Contacts, (9) Seals
12	GD11089	-	Sealing Plug
13	GA8047	-	Dust Plug (Black)
14	GA9513	1	Wiring Harness, 312", From Valve Block On R.H. Wing To Tower Assembly
15	GA16337	1	Wiring Harness W/Dust Cap, 468"
16	GA11736	-	Harness Extension W/Dust Caps, 180"
17	GA6701	1	Single Amber Light Assembly
	GR1204	-	Amber Lens
	GR1206	-	Rubber Grommet (2)
	GR1207	-	Lamp Unit
	GR1208	-	Bulb
18	GA6699	1	Double Light Assembly
	GA6700	1	Double Light Assembly (Shown)
	GR1203	-	Red Lens
	GR1204	-	Amber Lens
	GR1205	-	Cover
	GR1206	-	Rubber Grommet (4)
	GR1207	-	Lamp Unit
	GR1208	-	Bulb
19	G10021	8	Hex Head Cap Screw, 1/4"-20 x 1 1/2"
	G10110	16	Lock Nut, 1/4"-20, Grade B
20	GA21863	1	Lights Wiring Harness, W/7 Terminal Femal Connector, 725" (4 Light Connections)
	GA5385	-	7 Terminal Female Connector
21	G7633X	-	Backlit Control Console Assembly W/Mounting Brackets, Short Harness W/Dust Cap And Power Cable (Shown)
	G7639X	-	Backlit Control Console Assembly W/Mounting Brackets, Short Harness W/Dust Cap And Power Cable, Planters Equipped With Two-Speed Point Row Clutches
22	GA2612	3-5	Fuse Holder W/Spade, 1 <sup>33</sup> / <sub>50</sub> "
23	GA7077	1-4	Indicator Light
	GD31485	1	LED Indicator Light
24	GD2829	1-2	Fuse, 15 Amp, Type AGC
25	GD10243	2-6	Fuse, MDL 10 Amp Delay Action
26	GR1363	5	Hex Face Nut, 1 <sup>5</sup> / <sub>32</sub> "-32
	GR1364	5	Internal Tooth Lock Washer, 1 <sup>5</sup> / <sub>32</sub> "
27	GA8734	1	Cover Plate (Shown)
	GA8735	-	Cover Plate, Planters Equipped With Two-Speed Point Row Clutches
28	GR1292	4	Pan Head Screw, No. 8-32 x 1/2"
29	GD3860	-	O-Ring (If Applicable)
30	GA2528	2	Switch, 3 Position Toggle, On-Off-On

Continued on the next page.

ITEM	PART NO.	QTY.	DESCRIPTION
31	GA6978	2	Switch, 3 Position Toggle, Momentary On-Off-Momentary On
32	GA6977	1-2	Switch, 2 Position Toggle, On-Off
33	GA8731	1	Switch, Push Button W/Transformer
34	GD9896	1	Mounting Bracket
35	G11385	4	Flat Washer, 1/4" SAE
36	GA6975	2	Knob
37	GR1290	2	Cage Nut, 1/4"-20
38	G1K267	-	Power Lead Adapter Connector Kit, Includes: (1) 3-Pin Connector, (1) Cable Clamp, (3) Male Terminal Pins
39	G1K268	-	Console Cable Connector Kit, Includes: (1) 3-Pin Connector, (1) Cable Clamp, (1) Lock Ring, (3) Female Terminal Pins
40	GA17547	1	Power Lead Adapter
41	GA16340	1	Wiring Harness W/Dust Cap And Power Cable
42	GA7855	1	Extension, 30'
43	GD22965	-	Insulated Clamp, 1/4"
	GD13348	-	Insulated Clamp, 11/16"
	GD6291	-	Insulated Clamp, 3/8"

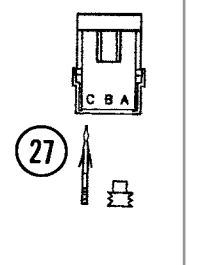
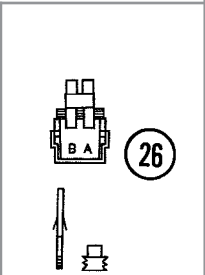
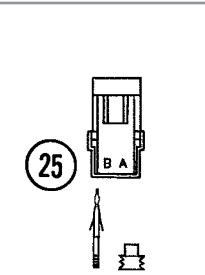
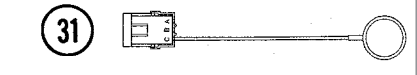
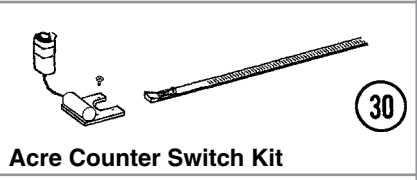
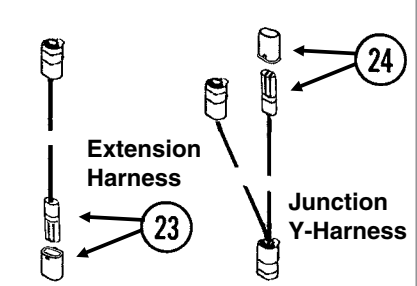
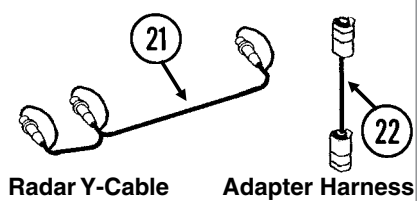
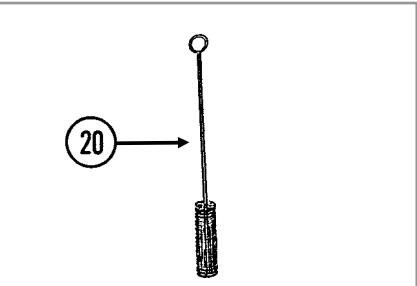
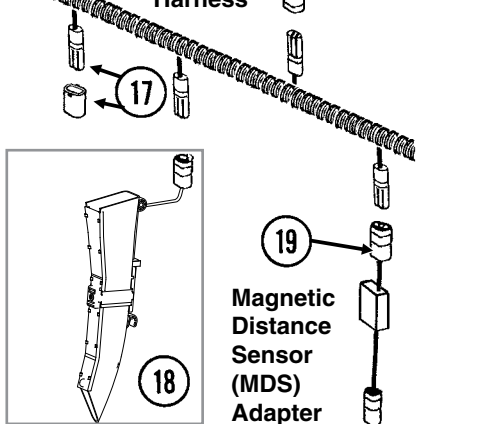
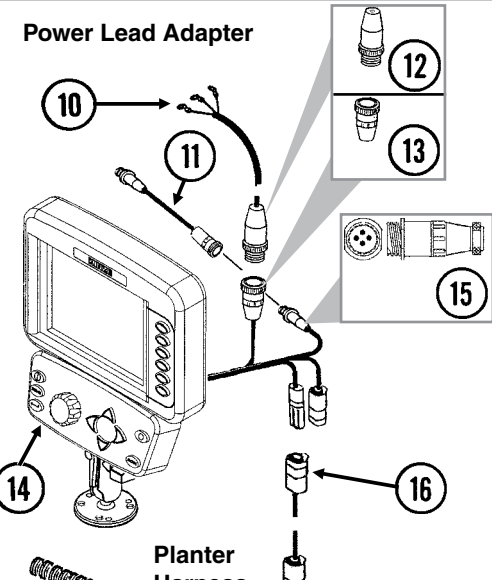
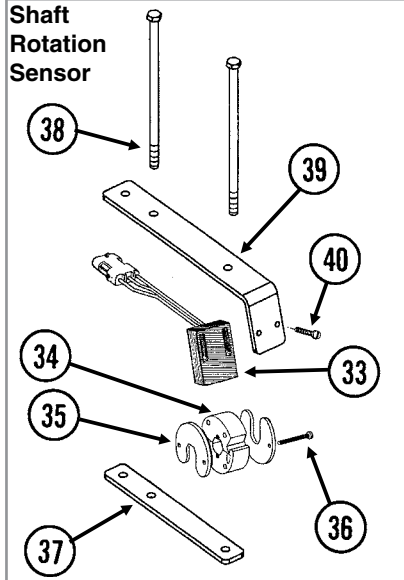
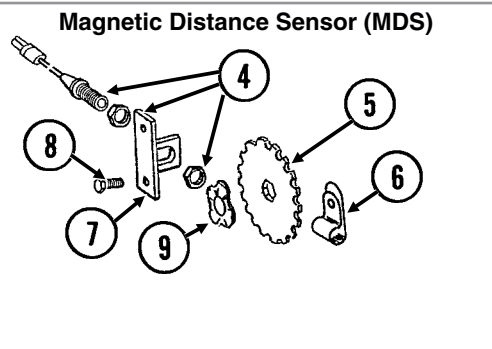
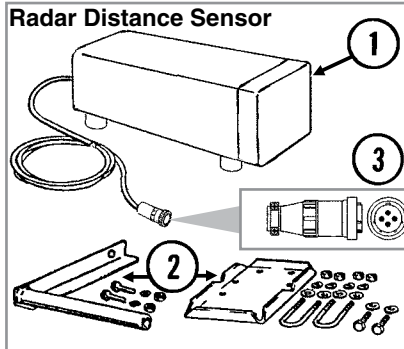
**NOTE:** See ["Point Row Clutch" on page P81](#) or See ["Two-Speed Point Row Clutch" on page P83](#) for R.H. and L.H. Wiring Harnesses for the point row clutches. See display unit for those components.

(RU130b/RU129/RU133/RU132/RU130a/RU131/RU129a/RU132a)



ITEM	PART NO.	QTY.	DESCRIPTION
1	G10312	-	Carriage Bolt, 5/16"-18 x 3/4"
	G10620	-	Serrated Flange Nut, 5/16"-18
2	G10064	-	Hex Head Cap Screw, 1/4"-20 x 1"
	G10110	-	Hex Nut, 1/4"-20
3	GD15968	1	Light Mount Extension
4	GD12725	1	Bracket (L.H. Wing)
	GD12724	1	Bracket (R.H. Wing) (Shown)
5	GD15967	1	Reflective Decal Bracket
6	GD13358	2	Light Bracket
7	GD17039	2	U-Bolt, 7" x 7" x 5/8"-11
	G10230	4	Lock Washer, 5/8"
	G10104	4	Hex Nut, 5/8"-11
8	GD12723	1	Light Mount Extension
9	GD12710	1	Reflective Decal Bracket

(MTR43w)

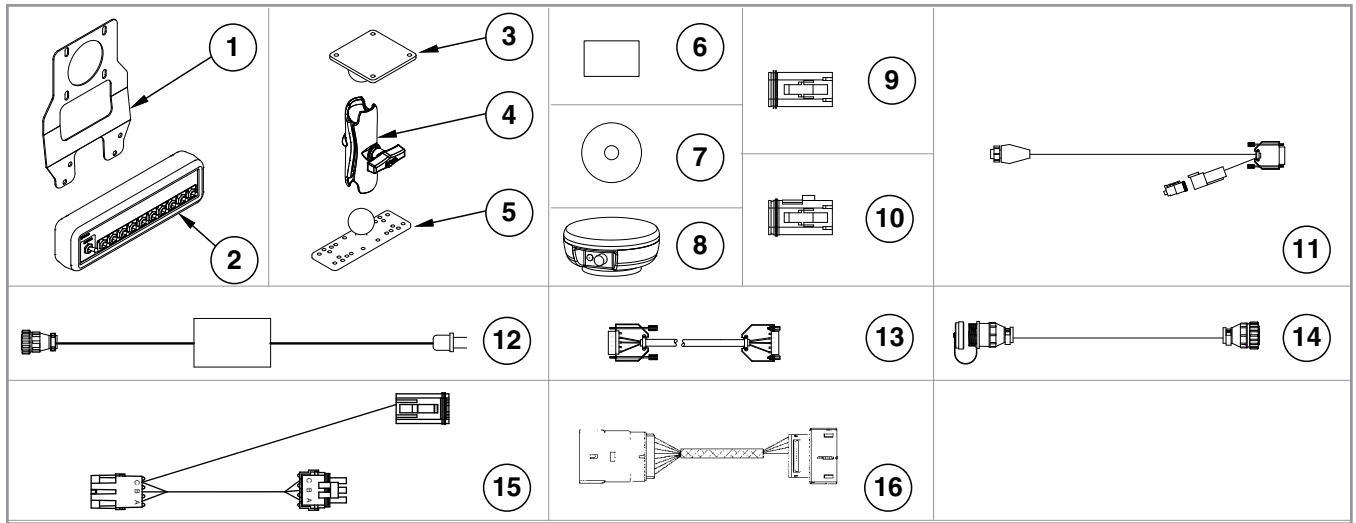




ITEM	PART NO.	QTY.	DESCRIPTION
1	GA7858	-	Radar Distance Sensor W/20' Cable
2	GA8026	-	Radar Sensor Pipe/Mounting Bracket Package
3	G1K323	-	4-Pin Connector Kit W/Female Housing, Includes: (4) Pins, (1) Cable Clamp
4	GA5600	1	Magnetic Distance Sensor
5	GD8751	-	Magnetic Distance Sensor Pulse Wheel
6	GD6291	-	Insulated Clamp, 3/8"
7	GD8770	1	Bracket
8	G10001	2	Hex Head Cap Screw, 3/8"-16 x 1"
	G10229	2	Lock Washer, 3/8"
	G10101	2	Hex Nut, 3/8"-16
9	GD8771	1	Spring Wave Washer
10	GA17547	1	Power Lead Adapter
11	GA9144	-	Monitor/Radar Adapter Cable, 10"
12	G1K267	-	Power Lead Adapter Connector Kit, Includes: (1) Cable Clamp, (1) 3-Pin Connector, (3) Male Terminal Pins
13	G1K268	-	Console Cable Connector Kit, Includes: (1) Cable Clamp, (1) 3-Pin Connector, (1) Lock Ring, (3) Female Terminal Pins
14	G8647x	1	KPM III Backlit Console W/Brush (Item 20), Dust Plug (Item 32), Mounting Bracket Assembly, Console Mounting Bracket Hardware And Power Harness
	GA12403	-	Mounting Bracket Assembly, Includes: (2) Mounting Brackets, (2) Connector Halves, (1) Compression Spring, (1) Tension Knob, (1) 1/4"-20 x 1 3/4" Hex Head Cap Screw, (1) 1/4" Plastic Washer, (1) 1/4" Steel Washer
	GR1762	-	Console Mounting Bracket Hardware Package, Includes: (3) No. 10-32 x 5/8" Hex Socket Pan Head Screws, (3) No. 10 Lock Washers
	GA16082	-	Power Harness
15	G1K322	-	4-Pin Connector Kit W/Male Housing, (4) Female Socket Contacts and (1) Cable Clamp
16	---	-	Included In Tractor/Planter Wiring Harness, <a href="#">See "Electrical Components" on page P129</a>
17	GA7852	-	Planter Harness W/Dust Caps, 16 Row (20 Connectors)
	GA8050	-	Planter Harness W/Dust Caps, 18 Row (22 Connectors)
	GD11993	-	Dust Cap
18	GA19961	-	Seed Tube W/Computerized Sensor
	GA19960	-	Seed Tube (With Holes For Sensor Installation)
19	GA7859	1	Magnetic Distance Sensor Adapter (Analog To Digital)
20	GR0594	-	Brush
21	GR0586	1	Radar Y-Cable (Used To Connect Radar Distance Sensor For Multiple Functions)
22	GA7857	-	Adapter Harness, 1'
23	GA7854	-	Extension Harness W/Dust Cap, 15'
	GA7855	-	Extension Harness W/Dust Cap, 30'
	GD11993	-	Dust Cap
24	GA7853	-	Junction Y-Harness W/Dust Cap
	GD11993	-	Dust Cap
25	G1K321	-	2-Pin Female Connector Kit (Black), Includes: (3) 2-Pin Female Housings, (6) Pin Contacts, (6) Seals
26	G1K320	-	2-Pin Male Connector Kit (Black), Includes: (3) 2-Pin Male Housings, (6) Socket Contacts, (6) Seals

Continued on the next page.

ITEM	PART NO.	QTY.	DESCRIPTION
27	G1K248	-	3-Pin Female Connector Kit (Black), Includes: (3) 3-Pin Female Housings, (9) Pin Contacts, (9) Seals
	G1K362	-	3-Pin Female Connector Kit (Blue), Includes: (3) 3-Pin Female Housings, (9) Pin Contacts, (9) Seals
28	G1K252	-	3-Pin Male Connector Kit (Black), Includes: (3) 3-Pin Male Housings, (9) Socket Contacts, (9) Seals
	G1K363	-	3-Pin Male Connector Kit (Blue), Includes: (3) 3-Pin Male Housings, (9) Socket Contacts, (9) Seals
29	GD11089	-	Sealing Plug
30	G1K249	-	Acre Counter Switch Kit
31	GA8046	-	Dust Plug (Black)
	GA9978	-	Dust Plug (Blue)
32	GA8047	-	Dust Plug (Black)
	GA9979	-	Dust Plug (Blue)
33	GR1415	1	Rotation Sensor
34	GR1414	1	Actuator
35	GD11474	4	Cover
36	G10927	4	Pan Head Machine Screw, No. 8-32 x 1¼", Stainless Steel
	G10931	4	Lock Washer, No. 8, Internal/External, Stainless Steel
	G10928	4	Hex Nut, No. 8-32, Stainless Steel
37	GD18168	2	Mount
38	G10686	4	Hex Head Cap Screw, ⅜"-16 x 8"
	G10229	4	Lock Washer, ⅜"
	G10101	4	Hex Nut, ⅜"-16
39	GD18118	2	Shaft Sensor Mount
40	G11288	4	Pan Head Screw, No. 10-32 x 1½"
	G10243	4	Washer, No. 10 SAE
	G10758	4	Hex Nut, No. 10-32
A	GA6147	-	Magnetic Distance Sensor And Mounting Package (Items 4-9)
B	GA13521	-	Shaft Sensor Mounting Package (Items 35-40)
C	GA8135	-	Shaft Rotation Kit, Includes: (2) Actuators (2) Rotation Sensors

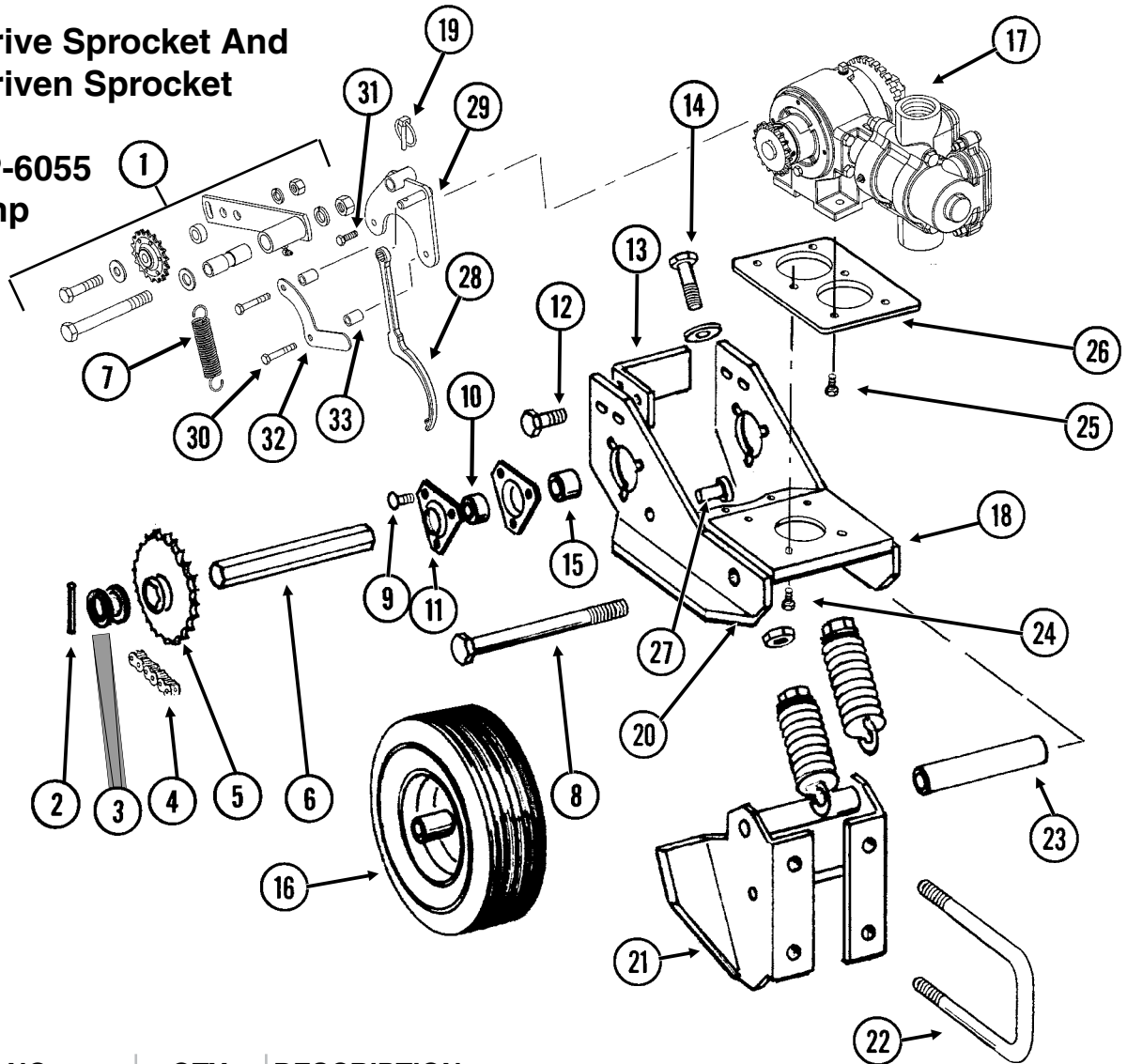


ITEM	PART NO.	QTY.	DESCRIPTION
1	GR1916	1	Switch Box Bracket
2	GA12539	1	Switch Box Module
3	GD18408	1	Ram Vesa Base
4	GA12868	1	Ram Double Socket Arm
5	GD18407	1	Ram Base
6	GA14449	1	Flash Drive (Integra)
	GR1835	1	Flash Card (Cobalt)
7	GR1836	1	SMS CD
8	GA12552	1	GPS Antenna
9	GR1838	1	Dust Plug
10	GR1839	1	Dust Plug
11	GA12553	1	GPS Cable
12	GA12852	1	Power Supply
13	GA12853	1	Null Modem Cable
14	GA13562	1	Cable Extension, 180"
15	GA13572	1	Multi-Product Cable
16	GA13654	-	Adapter Cable
A	GA14448	-	Ram Mount Hardware Kit

(FF124a)

**40 Tooth Drive Sprocket And  
18 Tooth Driven Sprocket**

**Model NGP-6055  
Piston Pump**

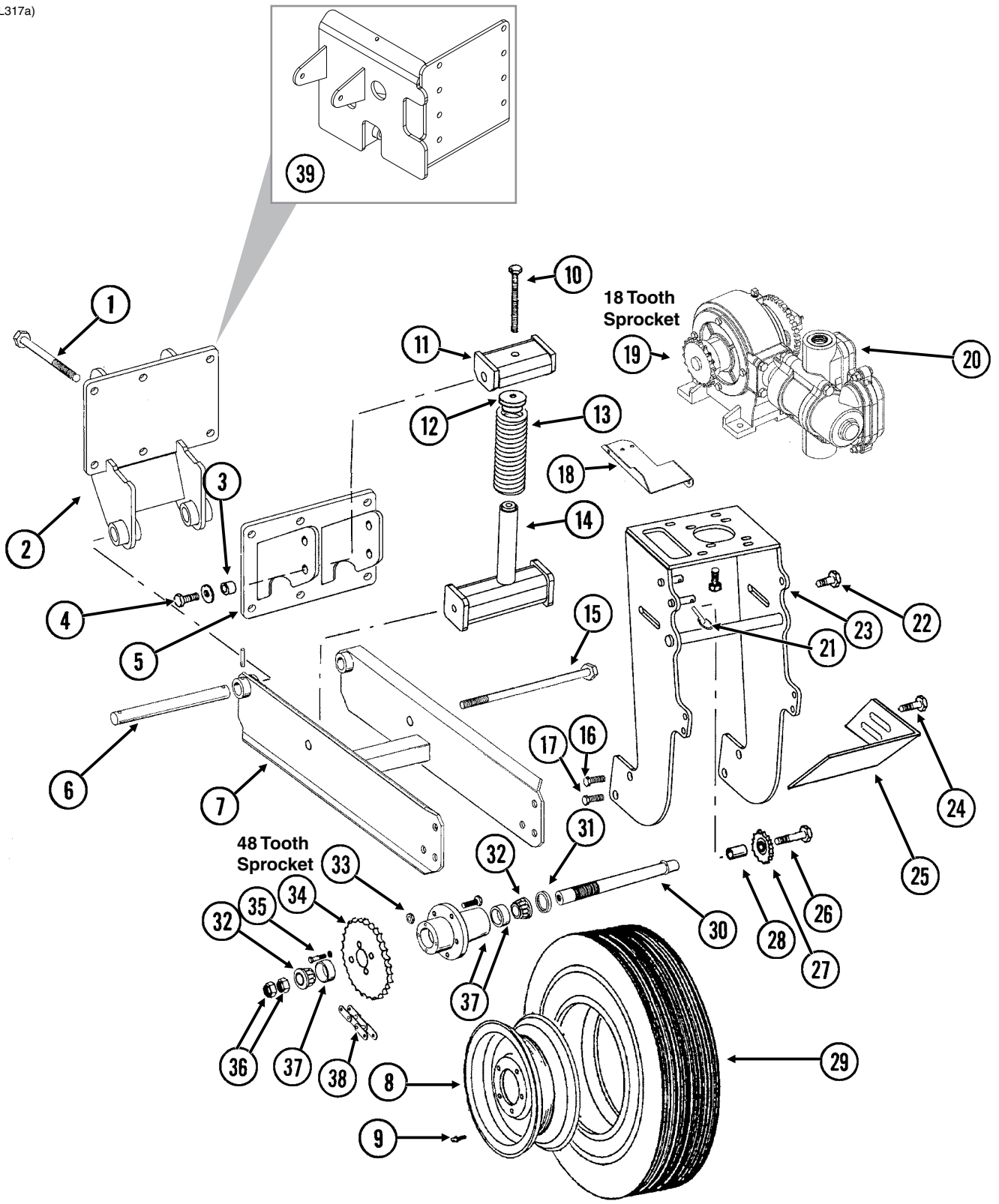


ITEM	PART NO.	QTY. (Per Assy.)	DESCRIPTION
1	GA12597	1	Idler W/Sprocket, Bushing, Spacer And Hardware
	GA7154	-	Sprocket W/Bearing, 18 Tooth
	GD7889	-	Bushing, 1" O.D. x 9/16" I.D x 7/16" Long
	G10581	-	Hex Head Cap Screw, 1/2"-13 x 2 1/4"
	G11389	-	Flat Washer, 1/2" SAE
	G10228	-	Lock Washer, 1/2"
	G10102	-	Hex Nut, 1/2"-13
	G10011	-	Hex Head Cap Screw, 5/8"-11 x 5 1/2"
	G11391	-	Flat Washer, 5/8" SAE
	G10230	-	Lock Washer, 5/8"
	G10104	-	Hex Nut, 5/8"-11
	GD10254	-	Spacer, 2 3/4"
	GA7248	-	Idler Arm
	G10779	-	Grease Fitting, 90°, 1/4"-28
2	G10602	2	Spring Pin, 1/4" x 1 1/2"
3	G10233	5	Machine Bushing, 1", 10 Gauge
4	G3310-91	1	Chain, No. 40, 91 Pitch Including Connector Link And Offset Link
	GR0912	-	Connector Link, No. 40
	GR0911	-	Offset Link, No. 40

ITEM	PART NO.	QTY. (Per Assy.)	DESCRIPTION
5	GA7180	1	Sprocket, 40 Tooth
6	GD6825-11.25	1	Hex Shaft, 7/8" x 11 1/4" (2 Holes)
7	GD5857	1	Spring
8	G10093	1	Hex Head Cap Screw, 5/8"-11 x 8 1/2"
	G10230	1	Lock Washer, 5/8"
	G10104	1	Hex Nut, 5/8"-11
9	G10302	6	Carriage Bolt, 5/16"-18 x 7/8"
	G11386	6	Flat Washer, 5/16" SAE
	G10232	6	Lock Washer, 5/16"
	G10106	6	Hex Nut, 5/16"-18
10	G2100-03	2	Bearing, 7/8" Hex Bore, Spherical
11	G3400-01	4	Flangette
12	G10004	2	Hex Head Cap Screw, 3/8"-16 x 1 1/4"
	G11387	4	Flat Washer, 3/8" SAE
	G10229	2	Lock Washer, 3/8"
	G10101	2	Hex Nut, 3/8"-16
13	GD11556	1	Scraper
14	G10053	2	Hex Head Cap Screw, 1/2"-13 x 2 1/2"
	G11389	2	Flat Washer, 1/2" SAE
	G10102	2	Hex Nut, 1/2"-13
15	GD10200	2	Sleeve, 3/4" Long
16	GA5090	-	Tire And Rim Assembly (Specify Brand*)
	GD5753	1	Tire, 4.10" x 6" (Specify Brand*)
	GD5752	1	Inner Tube
17	---	-	<a href="#">See "Liquid Fertilizer Piston Pump, NGP-6055" on page P145</a>
18	GA7246	1	Base Mount
19	GD2558	1	Lynch Pin, 1/4"
20	GA2068	2	Spring W/Plug
21	GA7245	1	Pump Mount W/Grease Fitting
	G10641	-	Grease Fitting, 1/8" NPT
22	GD11289	2	U-Bolt, 7" x 4" x 5/8"-11
	G10230	4	Lock Washer, 5/8"
	G10104	4	Hex Nut, 5/8"-11
23	GD10244-01	1	Sleeve, 7 1/16"
24	G10062	4	Hex Head Cap Screw, 3/8"-16 x 3"
	G10229	4	Lock Washer, 3/8"
	G10101	4	Hex Nut, 3/8"-16
25	G10003	4	Hex Head Cap Screw, 3/8"-16 x 1 1/2"
	G11387	4	Flat Washer, 3/8" SAE
	GR1122	4	Mounting Pad
	G10229	4	Lock Washer, 3/8"
	G10101	4	Hex Nut, 3/8"-16
26	GD11554	1	Pump Mount
27	G10478	2	Clevis Pin, 5/16" x 1"
	G10409	2	Retaining Ring, 5/16"
28	---	-	<a href="#">See "Liquid Fertilizer Piston Pump, NGP-6055" on page P145</a>
29	GA12616	1	Idler Mounting Bracket
30	G10041	2	Hex Head Cap Screw, 5/16"-18 x 2"
31	G10019	1	Hex Head Cap Screw, 5/16"-18 x 1"
32	GD18065	1	Guide
33	GD2971-17	2	Sleeve, 7/8" Long

\* Specific brand requests will be supplied only as available from current Kinze Repair Parts stock. If a specific brand requested is not in stock, the brand available will be supplied. Different brand tires may have different diameters. Change in tire brand may affect rates. Field checks are recommended after any change in contact tires

(TWL317a)



ITEM	PART NO.	QTY.	DESCRIPTION
1	G10152	6	Hex Head Cap Screw, 5/8"-11 x 9"
	G10230	6	Lock Washer, 5/8"
	G10104	6	Hex Nut, 5/8"-11
2	GA10355	1	Wheel Arm Mount
3	GB0218	2	Bushing, 2 1/32" I.D. x 7/8" O.D. x 1 9/32" Long
4	G10005	2	Hex Head Cap Screw, 5/8"-11 x 1 3/4"
	G11391	2	Flat Washer, 5/8" SAE
	G10107	2	Lock Nut, 5/8"-11
5	GA9712	1	Spring Mount
6	GD2681	1	Pin, 1 1/4" x 13 1/2"
	G10460	2	Cotter Pin, 1/4" x 2"
7	GA10621	1	Arm W/Grease Fittings
	G10641	2	Grease Fitting, 1/8" NPT
8	GA0241	1	Wheel, 5" x 15"
9	GD1166	1	Valve Stem
10	G10012	1	Hex Head Cap Screw, 5/8"-11 x 6 1/2"
	G11391	1	Flat Washer, 5/8" SAE
11	GA10908	1	Spring Mount
12	GB0196	1	Washer
13	GD7831	1	Compression Spring
14	GA10907	1	Spring Guide
15	G11122	1	Hex Head Cap Screw, 5/8"-11 x 12"
	G10107	1	Lock Nut, 5/8"-11
16	G10026	2	Hex Head Cap Screw, 3/4"-10 x 2"
	G10231	2	Lock Washer, 3/4"
17	G11042	2	Hex Head Cap Screw, 3/4"-10 x 1 3/4"
	G10231	2	Lock Washer, 3/4"
	G10105	2	Hex Nut, 3/4"-10
18	GD13744	1	Hose Holder
19	GR1146	1	Sprocket, 18 Tooth
20	---	-	<a href="#">See "Liquid Fertilizer Piston Pump, NGP-7055" on page P147</a>
21	GD2558	1	Lynch Pin, 1/4"
22	G10007	2	Hex Head Cap Screw, 5/8"-11 x 1 1/2"
	G11391	2	Flat Washer, 5/8" SAE
	G10230	2	Lock Washer, 5/8"
	G10104	2	Hex Nut, 5/8"-11
23	GA10894	1	Pump Mount
24	G10017	2	Hex Head Cap Screw, 1/2"-13 x 1 1/2"
	G11389	2	Flat Washer, 1/2" SAE
	G10228	2	Lock Washer, 1/2"
	G10102	2	Hex Nut, 1/2"-13
25	GD13328	1	Scraper
26	G10013	1	Hex Head Cap Screw, 5/8"-11 x 3 1/2"
	G11391	1	Flat Washer, 5/8" SAE
	G10230	1	Lock Washer, 5/8"
	G10104	1	Hex Nut, 5/8"-11
27	GA0262	1	Idler Sprocket W/Bearing, 15 Tooth
28	GD7817-05	1	Spacer, 1 1/16" I.D. x 1 1/4" Long
29	GD0844	1	Tire, 7.60" x 15", 8 Ply (Specify Brand*)
30	GA2559	1	Spindle
31	GA0252	2	Seal
32	GA0251	2	Bearing

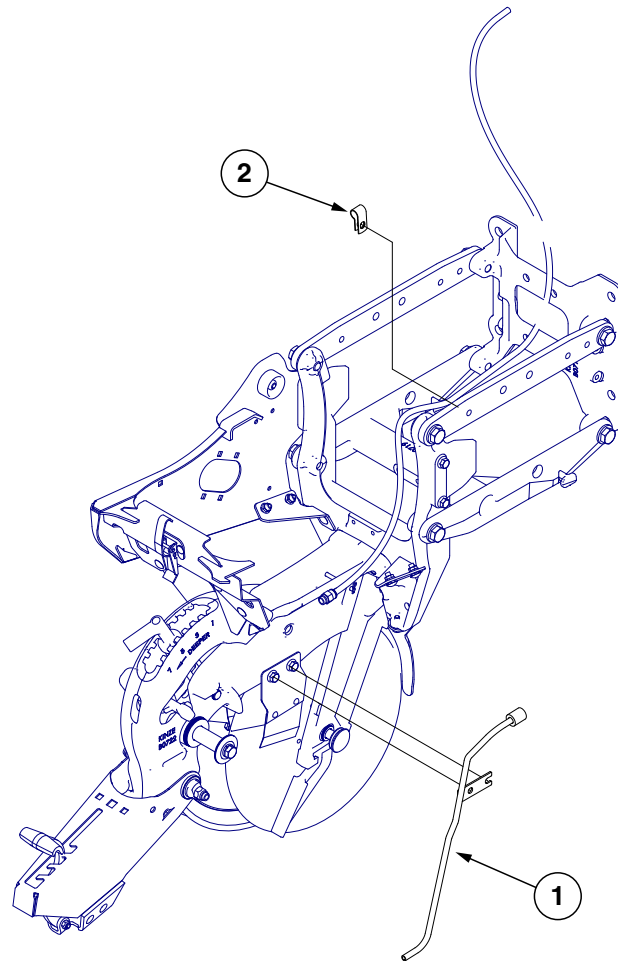
Continued on the next page.

ITEM	PART NO.	QTY.	DESCRIPTION
33	GR0267	5	Lug Nut, ½"-20
34	G2500-84	1	Sprocket, 48 Tooth
35	G10019	4	Hex Head Cap Screw, 5/16"-18 x 1"
	G10232	4	Lock Washer, 5/16"
36	GD0831	2	Shoulder Nut, 1¼"-12 UNF-2A
37	GA0547	1	Hub W/Cups And Studs, 5 Bolt
	GR0190	2	Cup
	GR0204	5	Stud
38	G3200-63	1	Chain, No. 2050, 63 Pitch Including Connector Link
	GR0195	1	Connector Link, No. 2050
	GR0200	1	Offset Link, No. 2050
39	GA17684	1	R.H. Wheel Arm Mount
	GA17683	-	L.H. Wheel Arm Mount (Shown)

\*Specific brand requests will be supplied only as available from current Kinze Repair Parts stock. If a specific brand requested is not in stock, the brand available will be supplied. Different brand tires may have different diameters. Change in tire brand may affect rates. Field checks are recommended after any change in tires.

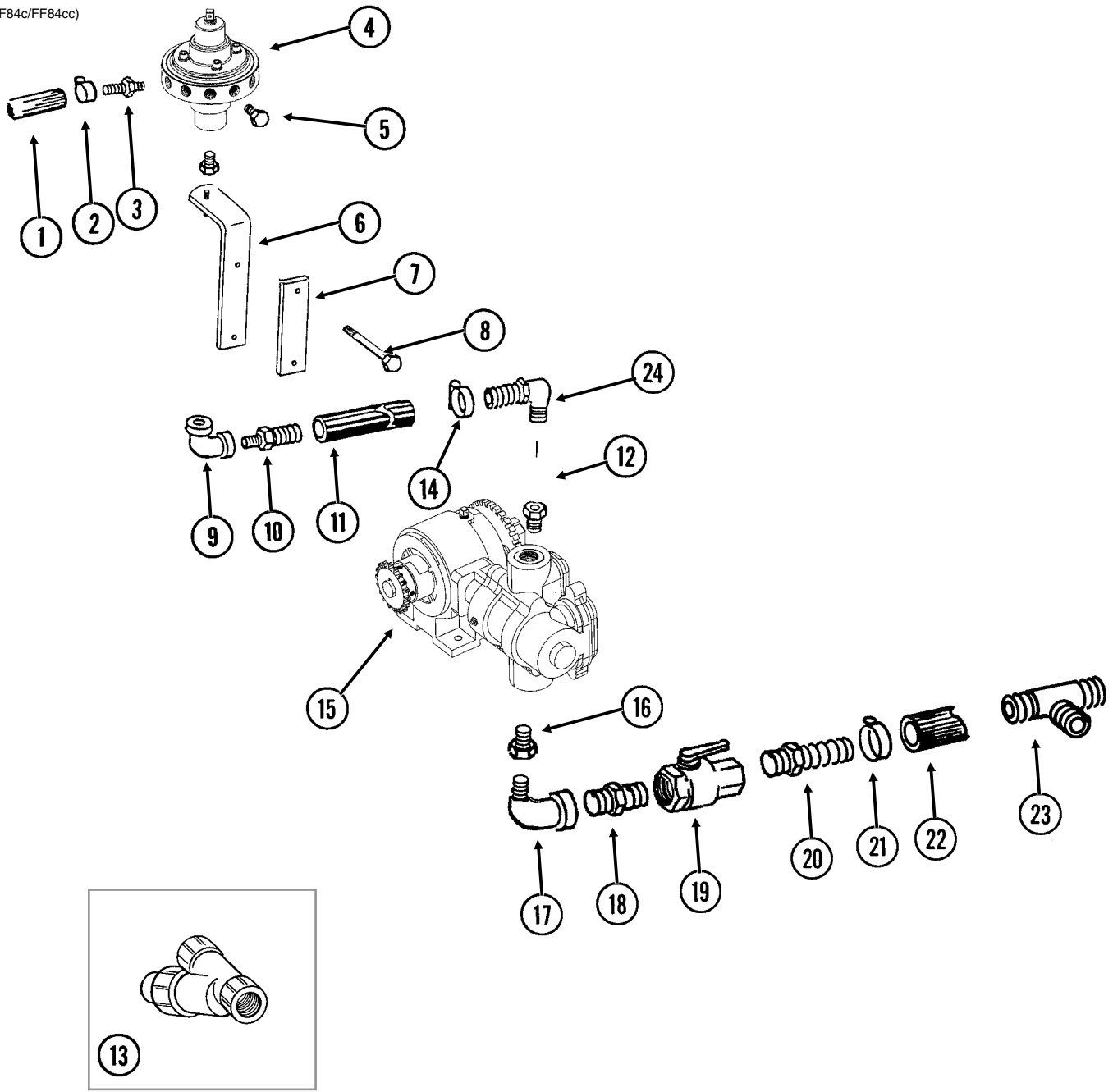


(A18821a)



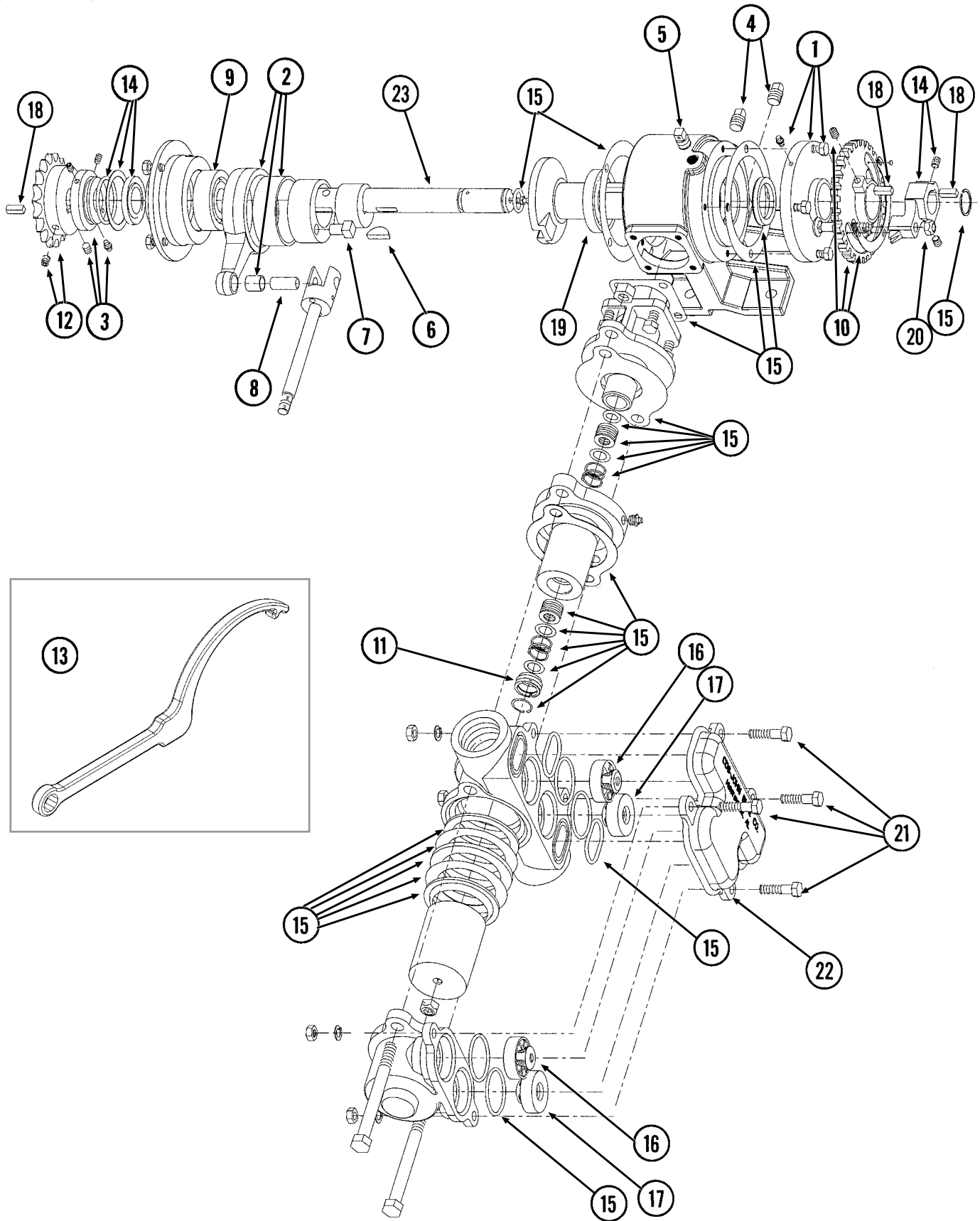
ITEM	PART NO.	QTY.	DESCRIPTION
1	GA18822	-	Liquid Fertilizer Tube
2	GD13348	-	Insulated Clamp, 1 <sup>1</sup> / <sub>16</sub> "

(FF84c/FF84cc)



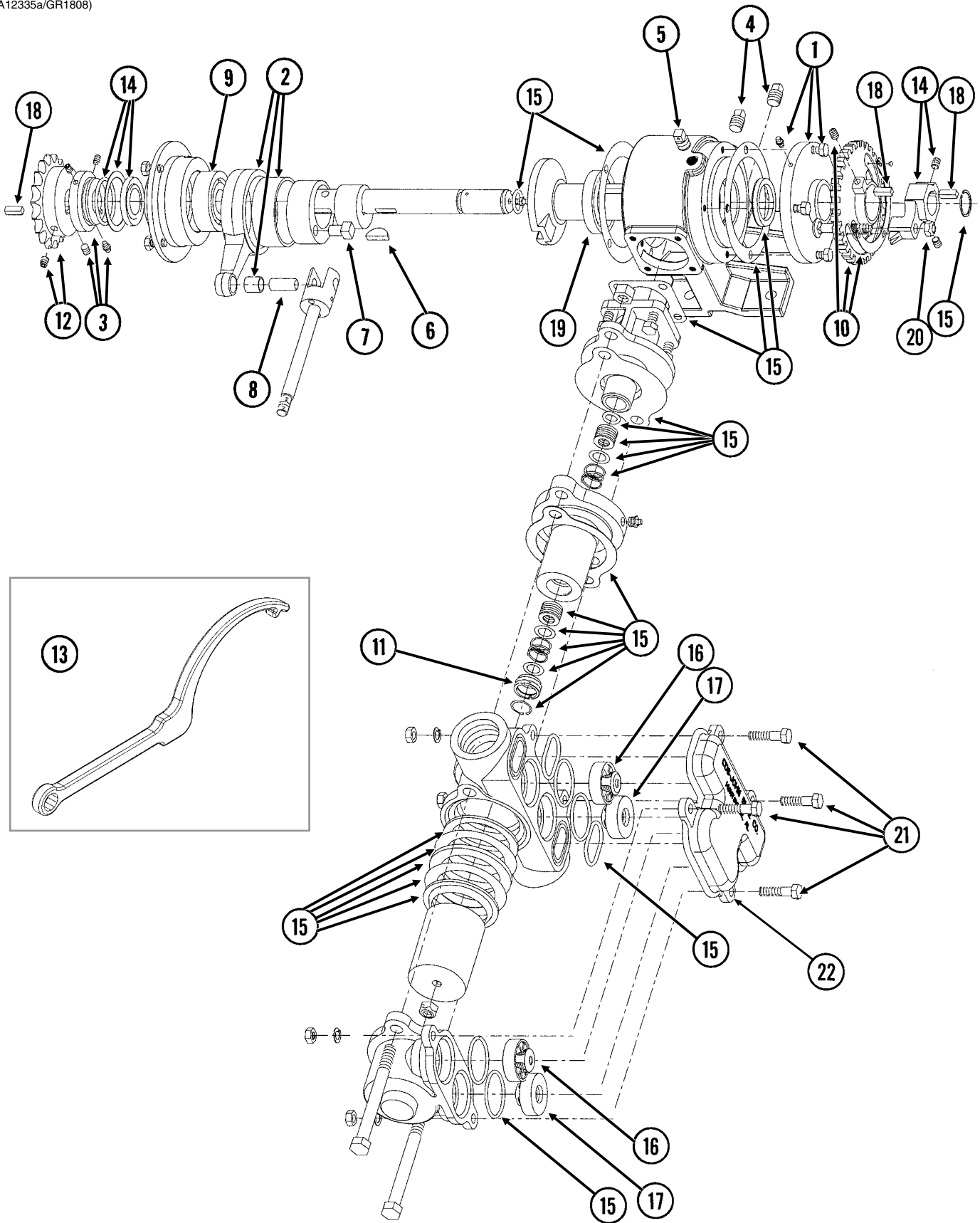
ITEM	PART NO.	QTY.	DESCRIPTION
1	G4301-08	-	Hose, 3/8" x 250', 24 And 36 Row
2	G10681	-	Hose Clamp, No. 6
3	GD11700	18-24	Adapter, 1/4" NPT To 3/8" Barb
4	---	-	<a href="#">See "Liquid Fertilizer Piston Pump Flow Divider" on page P149</a>
5	G10292	-	Pipe Plug, 1/4" NPT
6	GA6527	2	Mount, 3/4" NPT
7	GD10248	2	Bar
8	G10152	2	Hex Head Cap Screw, 5/8"-11 x 9"
	G10230	2	Lock Washer, 5/8"
	G10104	2	Hex Nut, 5/8"-11
9	G10733	2	Elbow, 90°, 3/4" Female NPT
10	G10734	2	Adapter, 3/4" NPT To Barb
11	G4205-10	2	Hose, 3/4" x 200"
12	G11237	2	Reducing Bushing, 1 1/2" Male NPT To 3/4" Female
13	GA3893	1	Strainer Complete
	GR0880	-	Screen, No. 40 Mesh
	GR0881	-	Gasket
	GR0882	-	Y-Body
	GR0883	-	End Cap
14	G10278	-	Hose Clamp, No. 16
15	---	-	<a href="#">See "Liquid Fertilizer Piston Pump, NGP-6055" on page P145</a> <a href="#">See "Liquid Fertilizer Piston Pump, NGP-7055" on page P147</a>
16	G10615	2	Reducing Bushing, 1 1/2" Male NPT To 1 1/4" Female
17	G10887	2	Elbow, 90°, 1 1/4" Male NPT To Female
18	G10619	2	Close Nipple, 1 1/4" NPT
19	GA4976	2	Shutoff Valve, 1 1/4" NPT
	GR1015	-	Body O-Ring
	GR1016	-	Stem O-Ring
	GR1017	-	Teflon Seat
	GR1018	-	Ball
	GR1019	-	Handle
20	G10626	4	Adapter, 1 1/4" NPT To Barb
21	G10674	2	Hose Clamp, No. 24
22	G4200-01	1	Hose, 1 1/4" x 22'
23	G10633	1	Tee, 1 1/4" Barb
24	G10917	2	Elbow, 90°, 3/4" NPT To Barb

(A12335a/GR1808)



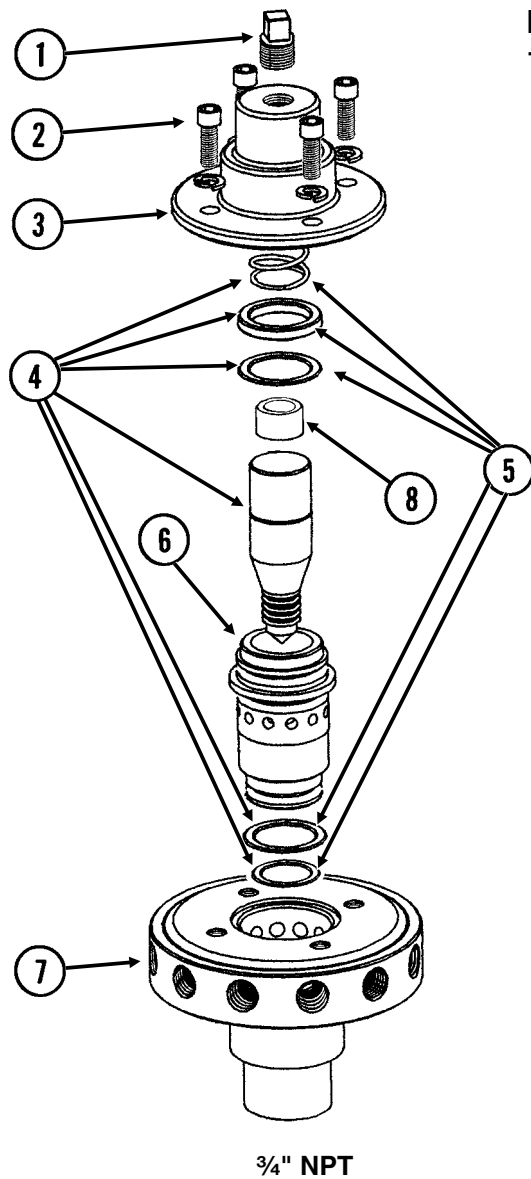
ITEM	PART NO.	QTY.	DESCRIPTION
1	GR1804	1	Flange Cover Assembly
	G10991	4	Hex Head Cap Screw, 5/16"-18 x 7/8"
2	GR1802	1	Connecting Rod Assembly
3	GR1801	1	Spacer Assembly
	G10693	3	Hex Socket Head Set Screw, 5/16"-18 x 3/8"
4	GR1123	2	Plug
5	GR1543	1	Vent Plug
6	GR1112	1	Woodruff Key
7	GR1120	1	Eccentric Pin
8	GR1124	1	Pin
9	GR1104	1	Bearing
10.	GR1805	1	Setting Hub Assembly
11	GR1134	1	Stuffing Box Insert
12	GR1389	1	Sprocket, 18 Tooth
13	GR1808	1	Adjustment Wrench
14	GR1806	1	Setting Pointer Assembly
15	GR1795	1	Repair Kit, Includes: (6) Gaskets, (9) O-Rings, (4) Washers, (1) Retaining Ring, (2) Oil Seals, (1) Snap Ring, (1) Thrust Washer, (1) Rod Bushing, (2) Flange Plunger Packings, (2) Packing Springs, (2) Rod Vee Packing Sets
16	GR1799	2	Discharge Valve Assembly
17	GR1797	2	Suction Valve Assembly
18	GR1118	3	Setting Arm Key
19	GR1116	1	Bearing
20	G10306	1	Carriage Bolt, 3/8"-16 x 2"
	G10108	1	Lock Nut, 3/8"-16
21	G10003	4	Hex Head Cap Screw, 3/8"-16 x 1 1/2"
	G11387	4	Flat Washer, 3/8" SAE
	G10229	4	Lock Washer, 3/8"
	G10101	4	Hex Nut, 3/8"-16
22	GR2003	1	Valve Cover
23	GR2185	1	Crankshaft
A	GA12330	-	Piston Pump Complete W/18 Tooth Sprocket (Model NGP-6055)

(A12335a/GR1808)



ITEM	PART NO.	QTY.	DESCRIPTION
1	GR1804	1	Flange Cover Assembly
	G10991	4	Hex Head Cap Screw, 5/16"-18 x 7/8"
2	GR1803	1	Connecting Rod Assembly
3	GR1801	1	Spacer Assembly
	G10693	3	Hex Socket Head Set Screw, 5/16"-18 x 3/8"
4	GR1123	2	Plug
5	GR1543	1	Vent Plug
6	GR1112	1	Woodruff Key
7	GR1120	1	Eccentric Pin
8	GR1124	1	Pin
9	GR1104	1	Bearing
10	GR1805	1	Setting Hub Assembly
11	GR1134	1	Stuffing Box Insert
12	GR1146	1	Sprocket, 18 Tooth
13	GR1808	1	Adjustment Wrench
14	GR1806	1	Setting Pointer Assembly
15	GR1796	1	Repair Kit, Includes: (6) Gaskets, (9) O-Rings, (4) Washers, (1) Retaining Ring, (2) Oil Seals, (1) Snap Ring, (1) Thrust Washer, (1) Rod Bushing, (2) Flange Plunger Packings, (2) Packing Springs, (2) Rod Vee Packing Sets
16	GR1800	2	Discharge Valve Assembly
17	GR1798	2	Suction Valve Assembly
18	GR1118	3	Setting Arm Key
19	GR1116	1	Bearing
20	G10306	1	Carriage Bolt, 3/8"-16 x 2"
	G10108	1	Lock Nut, 3/8"-16
21	G10003	4	Hex Head Cap Screw, 3/8"-16 x 1 1/2"
	G11387	4	Flat Washer, 3/8" SAE
	G10229	4	Lock Washer, 3/8"
	G10101	4	Hex Nut, 3/8"-16
22	GR2011	1	Valve Cover, NPG-7055
A	GA12335	-	Piston Pump Complete W/18 Tooth Sprocket (Model NGP-7055)

(FRTZ202c)



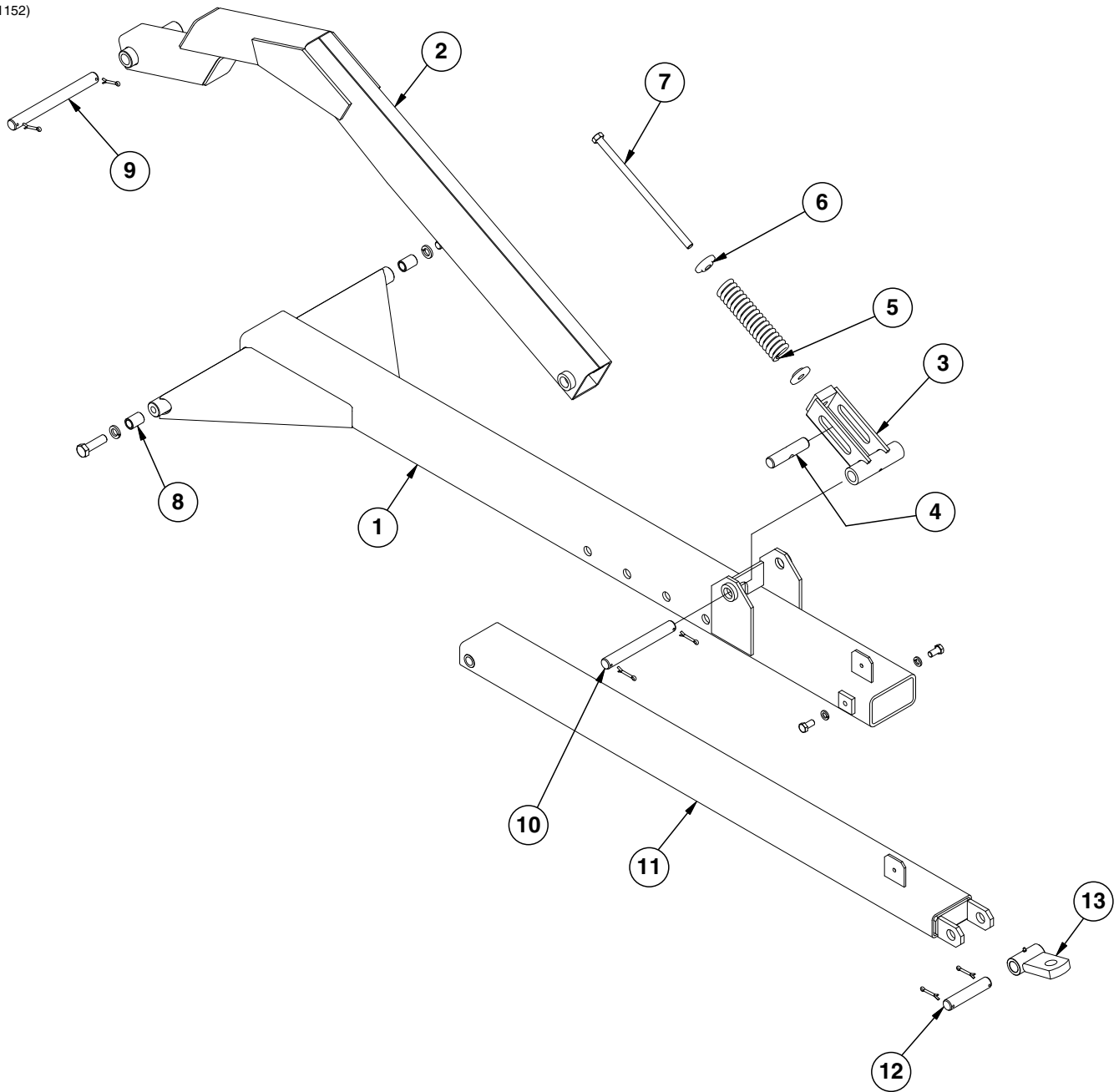
**Model FD-1200 Flow Divider,  
12 Outlet**

ITEM	PART NO.	QTY.	DESCRIPTION
1	GR1543	1	Vent Plug
2	GR1542	4	Hex Socket Head Screw, 1/4"-20 x 3/4", Stainless Steel
	GR1541	4	Lock Washer, 1/4", Stainless Steel
3	GR1540	1	Cap
4	GR1544	1	Needle Assembly W/Seal Kit (Item 5)
5	GR1545	1	Seal Kit, Includes: (3) O-Rings, (1) Seal, (1) Spring
6	GR1535	1	Sleeve
7	GR1533	1	Body (12 Outlets)
8	GR1574	1	Sleeve, 1" O.D. x 1/2" Long, Stainless Steel
A	GA8931	1	Liquid Fertilizer Piston Pump Flow Divider Complete, 12 Outlet (Model FD-1200)





**This page left blank intentionally.**

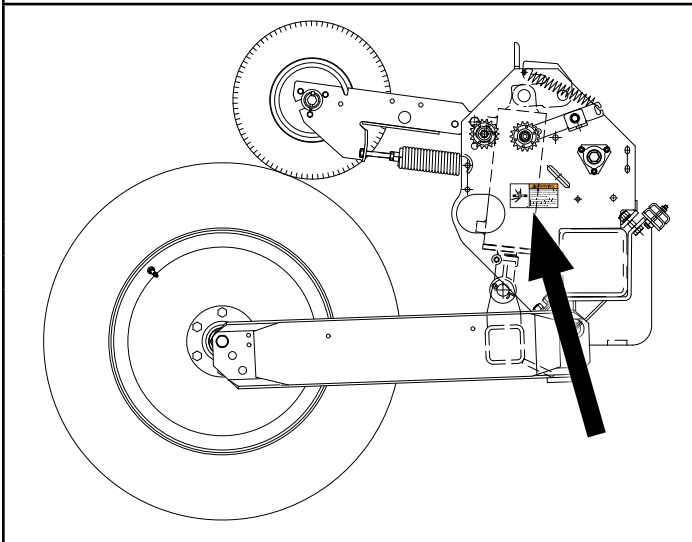
(IP1152)



ITEM	PART NO.	QTY.	DESCRIPTION
1	GA7254	1	Front Hitch
	G10055	2	Hex Head Cap Screw, 5/8"-11 x 1 1/4" (Stop Bolt)
	G10230	2	Lock Washer, 5/8"
2	GA9408	1	Top Link W/Grease Fitting
3	GA7258	1	Side Link W/Grease Fitting
4	GD10296	1	Pin, 1 1/4" x 5 1/2"
5	GD10273	1	Compression Spring
6	GB0213	2	Spring Seat
7	GD7907	1	Special Bolt
8	GD10297	2	Bushing, 1 3/4"
	G10441	2	Hex Head Cap Screw, 7/8"-9 x 3", Grade 8
	G10330	2	Lock Washer, 7/8"
9	GD3547	1	Pin, 1 1/4" x 12 3/4"
	G10460	2	Cotter Pin, 1/4" x 2"
10	GD1702	1	Pin, 1 1/4" x 10 1/4"
	G10460	2	Cotter Pin, 1/4" x 2"
11	GA7256	1	Rear Hitch
12	GD8839	1	Pin, 1 1/4" x 6 1/4"
	G10460	2	Cotter Pin, 1/4" x 2"
13	GA6177	1	Clevis W/Grease Fitting

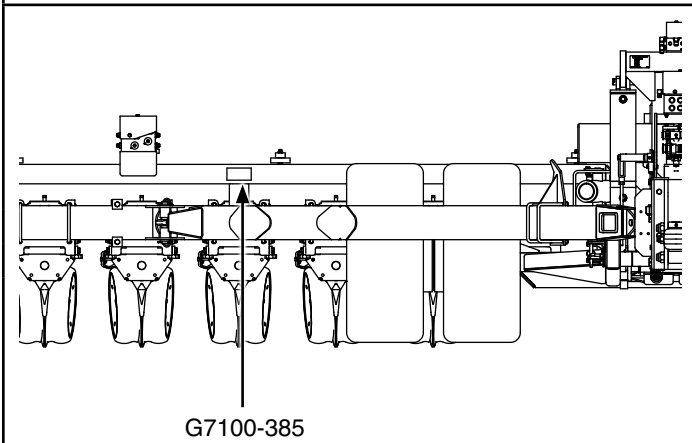


Part No.: GD2199  
 Description: SMV Sign  
 Quantity: 1



**WARNING**  
 Uncontrolled movement of planter components can cause death, serious injury, or damage to property and equipment.  
 Raise planter and install cylinder lockups before folding. Fold on level ground. Install wing safety latches before towing.




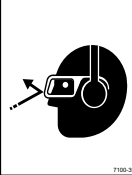
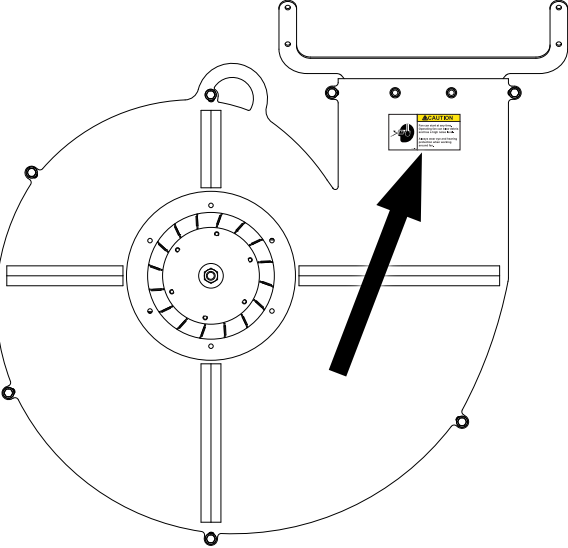
Part No.: G7100-402  
 Description: Decal, Warning  
 Quantity: 4

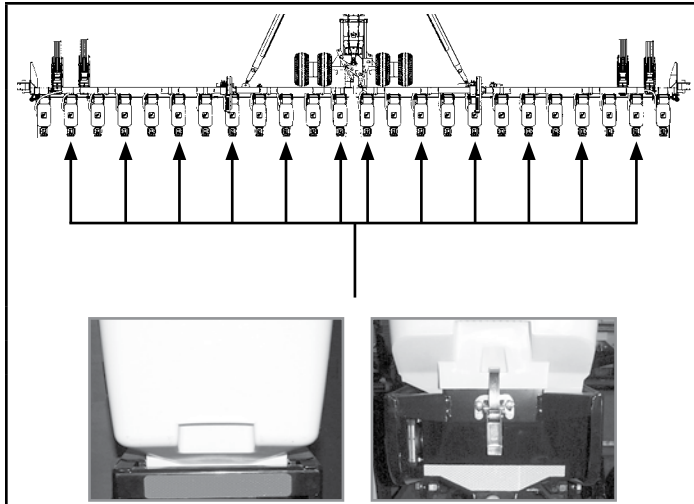


**WARNING**  
 Uncontrolled machine movement can crush resulting in death, serious injury, or damage to property and equipment.  
 Install safety lockup devices before working under or transporting this equipment.

Part No.: G7100-385  
 Description: Decal, Warning  
 Quantity: 1

	<p><b>WARNING</b></p> <p>Uncontrolled machine movement can crush resulting in death, serious injury, or damage to property and equipment.</p> <p>Install safety lockup devices before working under or transporting this equipment.</p>
	<p>Part No.: G7100-385</p> <p>Description: Decal, Warning</p> <p>Quantity: 1</p>
	<p>Part No.: G7100-259</p> <p>Description: Reflective Decal, Amber, 1½" x 9", Rectangular</p> <p>Quantity: 2 (one located on each side of hitch)</p>
	<p><b>WARNING</b></p> <p>Uncontrolled movement of equipment can cause loss of control and could result in death, serious injury, or damage to property and equipment.</p> <p>Install all safety pins before transporting equipment.</p>
	<p>Part No.: G7100-384</p> <p>Description: Decal, Warning</p> <p>Quantity: 1</p>
	<p><b>WARNING</b></p> <p>Hitch can raise suddenly and cause death, serious injury, or equipment damage.</p> <p>Do not unhitch tractor with planter unfolded unless row units are on ground.</p>
	<p>Part No.: G7100-399</p> <p>Description: Decal, Warning</p> <p>Quantity: 1</p>
	<p><b>DANGER</b></p> <p>CONTACTING OR COMING CLOSE TO POWER LINES OR OTHER HIGH ENERGY SOURCES WILL CAUSE DEATH OR SERIOUS INJURY.</p> <p>Keep away from power lines or high energy sources at all times.</p>
	<p>Part No.: G7100-382</p> <p>Description: Decal, Danger</p> <p>Quantity: 1</p>
<p><b>WARNING</b></p> <p>Loss of control can cause death or serious injury, or damage to property and equipment.</p> <p>Tow only with farm tractor weight rated and configured for this equipment. Use safety chains and transport as specified in the Operator and Parts Manual.</p>	
<p>Part No.: G7100-393</p> <p>Description: Decal, Warning</p> <p>Quantity: 1</p>	

 <p>G7100-385</p> <p>G7100-397</p>	 <p><b>WARNING</b></p> <p>Uncontrolled machine movement can crush resulting in death, serious injury, or damage to property and equipment.</p> <p>Install safety lockup devices before working under or transporting this equipment.</p>
<p>Part No.: G7100-385 Description: Decal, Warning Quantity: 1</p>	 <p><b>WARNING</b></p> <p>Row marker can lower at any time and could cause death or serious injury.</p> <p>Stay away from row markers!</p> <p>Install safety lockup device when not in use.</p>
<p>Part No.: G7100-397 Description: Decal, Warning Quantity: 4 (2 Per Row Marker)</p>	 <p><b>CAUTION</b></p> <p>Fan can start at any time. Operating fan can blow debris and has a high noise level.</p> <p>Always wear eye and hearing protection when working around fan.</p>
	<p>Part No.: G7100-392 Description: Decal, Caution Quantity: 4 (One On Each Side Of Fan)</p>



Note: 12 decals are used on 24 Row 70 cm

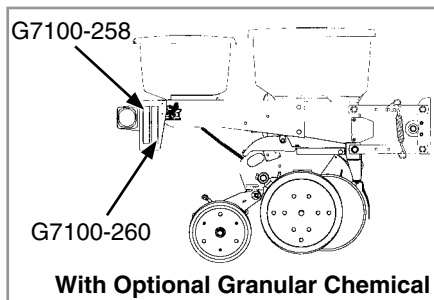
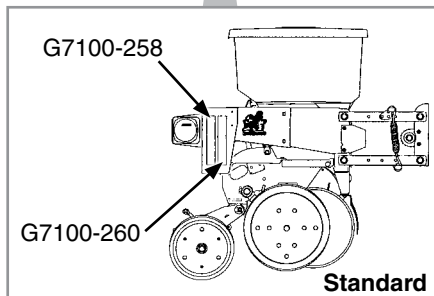
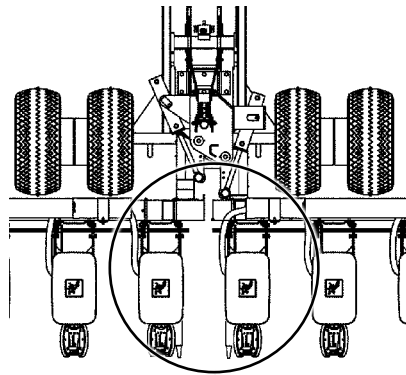


Part No.: G7100-259

Description: Reflective Decal, Amber, 1½" x 9", Rectangular  
 Quantity: 1 (Per Row Unit - Located On The Granular Chemical Hopper Panel Extension on Every Other Row Unit Beginning On The 2nd row unit in on the L.H. end of the Planter) (With Optional Granular Chemical)

Part No.: G7100-262

Description: Reflective Decal, Amber, 1¾" x 9", Die-Cut  
 Quantity: 1 (Per Row Unit - Located On The Hopper Support on Every Other Row Unit Beginning on the 2nd row unit in on the L.H. end of the Planter) (Standard)



Part No.: G7100-258

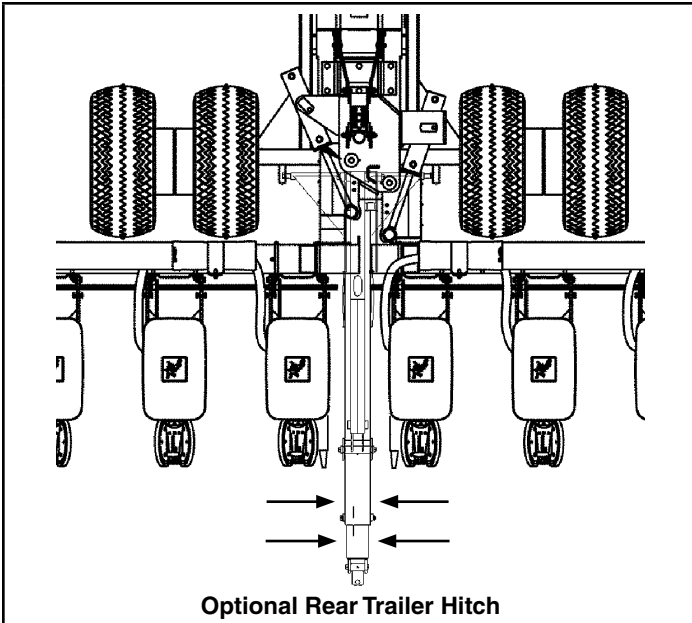
Description: Reflective Decal, Red, 1½" x 9" Rectangular

Quantity: 2 (Located On The Two Center Row Units - Rear-Facing In Transport Position)

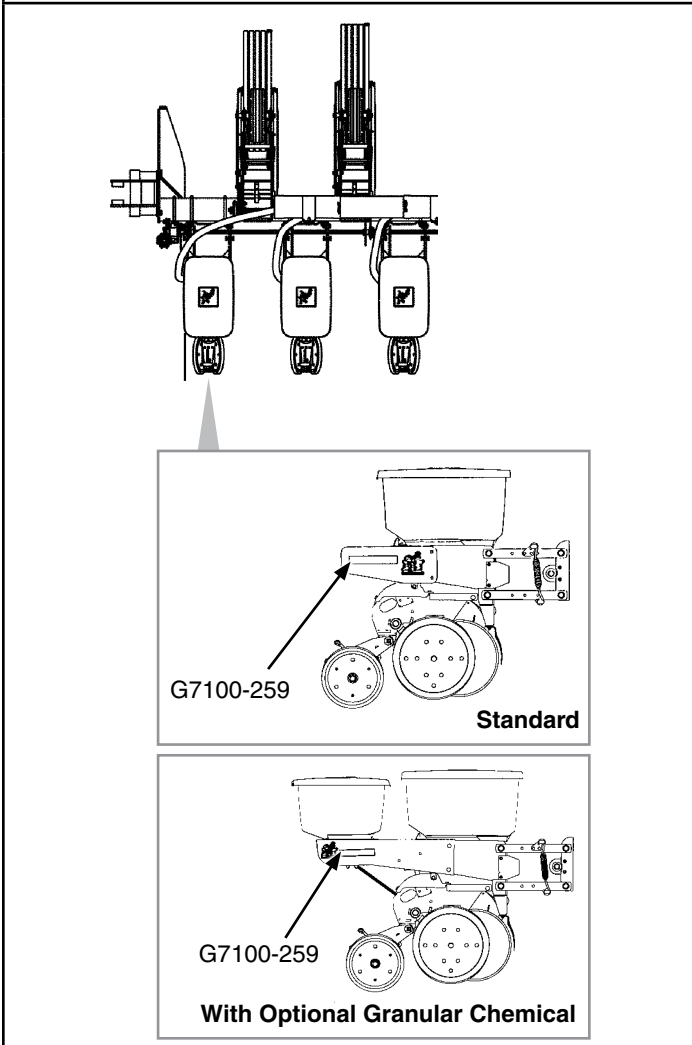
Part No.: G7100-260

Description: Reflective Decal, Orange, 1½" x 9" Rectangular

Quantity: 2 (Located On The Two Center Row Units - Rear-Facing In Transport Position)





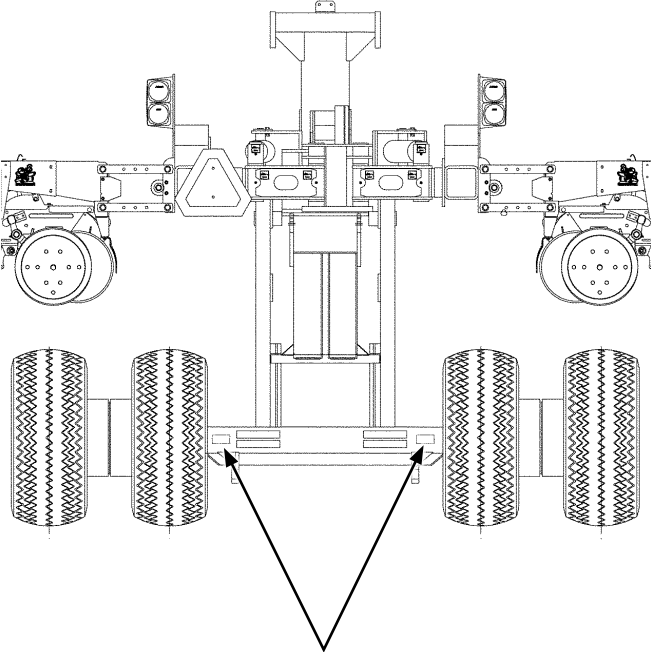








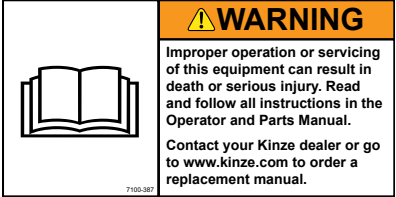
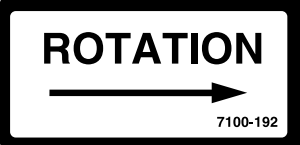
Part No.: G7100-259  
Description: Reflective Decal, Amber, 1½" x 9", Rectangular  
Quantity: 4


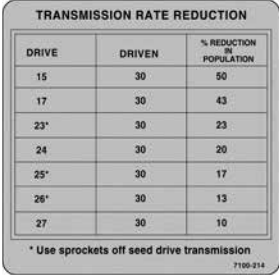
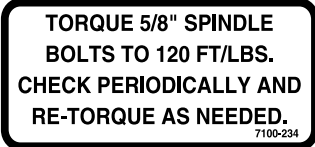


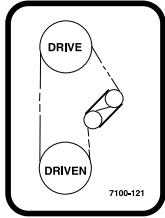
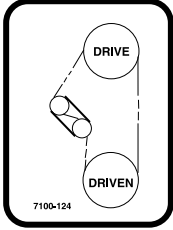
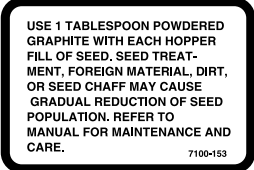

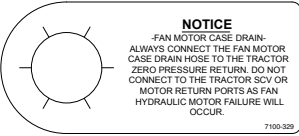
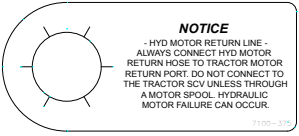


Part No.: G7100-259  
Description: Reflective Decal, Amber, 1½" x 9", Rectangular  
Quantity: 2 (Located On The Outside Row Unit On Each End Of The Planter - Forward-Facing In Transport Position)


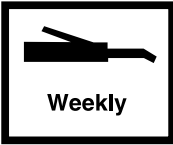



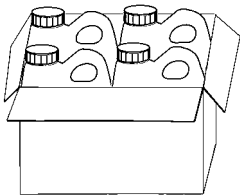




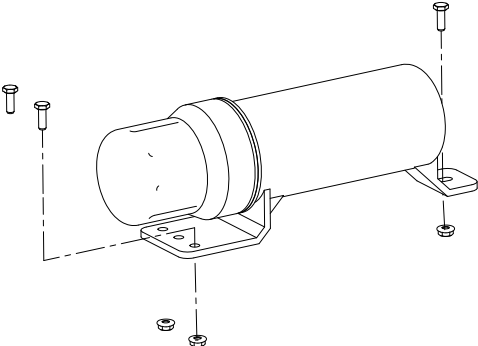

	<div style="display: flex; align-items: center;">  <div style="border: 1px solid black; padding: 5px; margin-left: 10px;"> <p><b>⚠ WARNING</b></p> <p>Agricultural chemicals can cause death or serious injury to persons, animals, and plants or seriously damage soil, equipment, and property. Read and follow all chemical and equipment manufacturer labels and instructions.</p> </div> </div> <p>Part No.: G7100-381                  Description: Decal, Warning                  Quantity: 1 (1 Per Row Unit - Located On Underside Of Granular Chemical Hopper Lid)</p>
	<div style="display: flex; align-items: center;">  <div style="border: 1px solid black; padding: 5px; margin-left: 10px;"> <p><b>⚠ WARNING</b></p> <p>Uncontrolled machine movement can crush resulting in death, serious injury, or damage to property and equipment. Install safety lockup devices before working under or transporting this equipment.</p> </div> </div> <p>Part No.: G7100-385                  Description: Decal, Warning                  Quantity: 4 (Two Per Center Lift Cylinder Lockup)</p>
 <p style="text-align: center;">G7100-370</p>	<div style="display: flex; align-items: center;">  <div style="border: 1px solid black; padding: 5px; margin-left: 10px;"> <p><b>⚠ WARNING</b></p> <p>Overinflation may cause explosive separation of tire and rim which could result in death or serious injury. Follow inflation specifications and maintenance instructions in the operator's manual.</p> </div> </div> <p>Part No.: G7100-370                  Description: Decal, Warning                  Quantity: 1 (Per Tire - Ground Drive Tires)</p>

	<p>Part No.: GD1162 Description: Tie Strap, 28"</p> <p>Part No.: GD1512 Description: Tie Strap, 7½"</p> <p>Part No.: GD2117 Description: Tie Strap, 14½"</p> <p>Part No.: GD2984 Description: Tie Strap, 34"</p>
	<p>Part No.: G7100-295 Description: Decal, Spring Tension Release Quantity: -</p>
	<p>Part No.: G7100-247 Description: Decal, Logo, 4¾" x 4½" Quantity: 2 (Per Row Unit)</p> <p>Part No.: G7100-252 Description: Decal, Logo, 3½" x 3⅝" (Hopper Panel Extension) Quantity: -</p>
	<p>Part No.: G7100-341 Description: Decal, Sending Unit Quantity: 1</p>
	<p>Part No.: G7100-340 Description: Decal, Sending Unit Quantity: 1</p>
	<p>Part No.: G7100-387 Description: Decal, Warning Quantity: 1</p>
	<p>Part No.: G7100-192 Description: Decal, Point Row Clutch Rotation</p>

	<p>Part No.: GD10057-01 Description: Hose Identification Sleeve, Red AA</p> <p>Part No.: GD10057-02 Description: Hose Identification Sleeve, Red BB</p> <p>Part No.: GD10057-03 Description: Hose Identification Sleeve, Blue AA</p> <p>Part No.: GD10057-04 Description: Hose Identification Sleeve, Blue BB</p> <p>Part No.: GD10057-07 Description: Hose Identification Sleeve, Yellow AA</p> <p>Part No.: GD10057-08 Description: Hose Identification Sleeve, Yellow BB</p> <p>Part No.: GD10057-11 Description: Hose Identification Sleeve, Green PP</p> <p>Part No.: GD10057-12 Description: Hose Identification Sleeve, Green RR</p> <p>Part No.: GD10057-14 Description: Hose Identification Sleeve, Yellow PP</p> <p>Part No.: GD10057-15 Description: Hose Identification Sleeve, Yellow RR</p> <p>Part No.: GD10057-17 Description: Hose Identification Sleeve, Black PP</p> <p>Part No.: GD10057-18 Description: Hose Identification Sleeve, Black RR</p> <p>Part No.: GD10057-19 Description: Hose Identification Sleeve, Orange CD</p>																								
 <table border="1"> <thead> <tr> <th>DRIVE</th> <th>DRIVEN</th> <th>% REDUCTION IN POPULATION</th> </tr> </thead> <tbody> <tr> <td>15</td> <td>30</td> <td>50</td> </tr> <tr> <td>17</td> <td>30</td> <td>43</td> </tr> <tr> <td>23*</td> <td>30</td> <td>23</td> </tr> <tr> <td>24</td> <td>30</td> <td>20</td> </tr> <tr> <td>25*</td> <td>30</td> <td>17</td> </tr> <tr> <td>26*</td> <td>30</td> <td>13</td> </tr> <tr> <td>27</td> <td>30</td> <td>10</td> </tr> </tbody> </table> <p><small>* Use sprockets off seed drive transmission 7100-214</small></p>	DRIVE	DRIVEN	% REDUCTION IN POPULATION	15	30	50	17	30	43	23*	30	23	24	30	20	25*	30	17	26*	30	13	27	30	10	<p>Part No.: G7100-214 Description: Decal, Two-Speed Point Row Clutch Rate Reduction</p>
DRIVE	DRIVEN	% REDUCTION IN POPULATION																							
15	30	50																							
17	30	43																							
23*	30	23																							
24	30	20																							
25*	30	17																							
26*	30	13																							
27	30	10																							
 <p><b>TORQUE 5/8" SPINDLE BOLTS TO 120 FT/LBS. CHECK PERIODICALLY AND RE-TORQUE AS NEEDED.</b></p> <p><small>7100-234</small></p>	<p>Part No.: G7100-234 Description: Decal, Bolt Torque Quantity: -</p>																								

	<p>Part No.: G7100-121                  Description: Decal, Transmission, R.H.                  Quantity: 1</p>
	<p>Part No.: G7100-124                  Description: Decal, Transmission, L.H.                  Quantity: 1</p>
	<p>Part No.: G7100-153                  Description: Decal, Information                  Quantity: 1 Per Brush-Type Seed Meter</p>
	<p>Part No.: G7100-160                  Description: Decal, Flow Control</p>
	<p>Part No.: G7100-329                  Description: Tag, Fan Motor Case Drain</p>
	<p>Part No.: G7100-375                  Description: Tag, Hydraulic Motor Return Line</p>
	<p>Part No.: G7100-352                  Description: Decal, Tank Drain</p>
	<p>Part No.: G7100-111                  Description: Decal, Oil Daily</p>

	<p>Part No.: G7100-116 Description: Decal, Grease Daily</p>
	<p>Part No.: G7100-110 Description: Decal, Grease Weekly</p>
	<p>Part No.: GR0155 Description: Blue Paint, Aerosol Can</p> <p>Part No.: GR0155MPP Description: Blue Paint, Twelve Aerosol Cans</p>
	<p>Part No.: GR0146 Description: Powdered Graphite, 1 Pound Container</p> <p>Part No.: GR0146MPP Description: Powdered Graphite, Twenty-Four 1 Pound Containers</p>
	<p>Part No.: GR1570MPP Description: Talc Lubricant, Four 8 Pound Containers</p> <p>Part No.: GR1828 Description: Talc Lubricant, 30 Pound Container</p>
	<p>Part No.: GR1842MPP Description: Graphite Lubricant, Four 5 Pound Containers</p>
<p>Not Available</p>	<p>Part No.: GR2217 Description: Fluency Agent Seed Flow Additive, Four 4.4 Pound Pails</p>
	<p>Part No.: G7100-367 Description: Decal, Kinze 3700 Quantity: 2 (1 on each side of hitch)</p>

	<p>Part No.: GM0275-01 Description: Operator Manual, Model 3700</p> <p>Part No.: GM0275-02 Description: Parts Manual, Model 3700</p> <p>Part No.: GPR1094 Description: Binder (Contact Kinze Parts to Order)</p>
	<p>Part No.: GA15422 Description: Operator's Manual Canister Quantity: 1</p> <p>Part No.: G11166 Description: Hex Socket Flange Cap Screw, 1/4"-20 x 3/4" Quantity: 3</p>
	<p>Part No.: G7100-484 Description: Decal, American Flag</p>

# Numerical Index

M0275-02

Model 3700

Part No.	Page	Part No.	Page	Part No.	Page	Part No.	Page
*A1026	P128	*D12280	P106	G10007	P38	G10026	P78
*A1031	P128	*D20990	P104	G10007	P60	G10026	P140
*A1038	P128	*G9040X	P22	G10007	P140	G10027	P97
*A1044	P128	*G9041X	P22	G10008	P80	G10028	P64
*A1072	P128	*G9042X	P22	G10009	P66	G10033	P34
*A1073	P128	*G9043X	P22	G10010	P10	G10033	P97
*A11431	P44	*G9272X	P22	G10010	P36	G10035	P77
*A11432	P44	*G9273X	P22	G10010	P38	G10036	P30
*A11433	P44	*G9308X	P22	G10011	P38	G10036	P68
*A1146	P128	700-01078	P18	G10011	P38	G10036	P76
*A11800	P44	700-01079	P20	G10011	P68	G10036	P86
*A1189	P128	A10759	P24	G10011	P137	G10037	P4
*A12000	P128	A12531	P64	G10012	P140	G10037	P4
*A12051	P44	A12535	P58	G10013	P12	G10037	P85
*A12052	P44	A13917	P51	G10013	P68	G10038	P70
*A12904	P44	A14700	P59	G10013	P140	G10038	P70
*A1412	P128	A20273	P76	G10014	P10	G10038	P97
*A1421	P128	A6852	P107	G10014	P38	G10039	P4
*A1424	P128	A8300	P107	G10017	P32	G10039	P32
*A1465	P128	A8927	P103	G10017	P32	G10039	P38
*A1475	P128	A8950	P106	G10017	P45	G10040	P90
*A1485	P128	A8960	P103	G10017	P55	G10041	P138
*A1487	P128	A8969	P104	G10017	P68	G10042	P54
*A3119	P128	A9582	P110	G10017	P76	G10043	P91
*A3140	P128	G10001	P12	G10017	P77	G10043	P116
*A3161	P128	G10001	P39	G10017	P86	G10045	P34
*A3292	P44	G10001	P50	G10017	P94	G10045	P100
*A3299	P128	G10001	P134	G10017	P140	G10046	P38
*A3381	P44	G10002	P24	G10018	P10	G10047	P94
*A8208	P128	G10003	P2	G10018	P101	G10047	P97
*A8500	P128	G10003	P28	G10019	P42	G10048	P66
*A8503	P128	G10003	P45	G10019	P54	G10048	P66
*D12088	P106	G10003	P51	G10019	P55	G10049	P82
*D12119	P110	G10003	P116	G10019	P89	G10053	P76
*D12120	P110	G10003	P138	G10019	P100	G10053	P85
*D12121	P104	G10003	P146	G10019	P116	G10053	P138
*D12137	P104	G10003	P148	G10019	P138	G10054	P74
*D12204	P110	G10004	P4	G10019	P141	G10054	P112
*D12206	P106	G10004	P6	G10020	P18	G10054	P114
*D12221	P110	G10004	P36	G10021	P18	G10055	P72
*D12222	P110	G10004	P66	G10021	P130	G10055	P152
*D12231	P104	G10004	P94	G10022	P18	G10057	P68
*D12232	P104	G10004	P116	G10022	P68	G10060	P120
*D12232	P106	G10004	P138	G10023	P6	G10061	P14
*D12245	P106	G10005	P38	G10023	P24	G10062	P112
*D12252	P106	G10005	P140	G10023	P50	G10062	P121
*D12263	P104	G10006	P34	G10023	P82	G10062	P138
*D12263	P110	G10006	P46	G10023	P84	G10063	P42
*D12264	P104	G10006	P54	G10023	P90	G10063	P50
*D12264	P110	G10006	P55	G10025	P64	G10064	P12
*D12265	P110	G10006	P77	G10025	P64	G10064	P132
*D12280	P104	G10007	P6	G10026	P68	G10069	P66

Part No.	Page	Part No.	Page	Part No.	Page	Part No.	Page
G10071	P4	G10104	P68	G10108	P50	G10128	P86
G10071	P50	G10104	P68	G10108	P50	G10130	P4
G10087	P104	G10104	P76	G10108	P51	G10130	P76
G10093	P138	G10104	P77	G10108	P54	G10130	P85
G10101	P12	G10104	P86	G10108	P66	G10130	P93
G10101	P28	G10104	P97	G10108	P76	G10131	P94
G10101	P42	G10104	P132	G10108	P84	G10133	P12
G10101	P50	G10104	P137	G10108	P86	G10133	P34
G10101	P66	G10104	P138	G10108	P97	G10133	P36
G10101	P66	G10104	P138	G10108	P97	G10133	P38
G10101	P82	G10104	P140	G10108	P101	G10133	P48
G10101	P84	G10104	P140	G10108	P104	G10133	P50
G10101	P94	G10104	P140	G10108	P112	G10133	P112
G10101	P103	G10104	P144	G10108	P146	G10145	P77
G10101	P103	G10105	P64	G10108	P148	G10152	P48
G10101	P121	G10105	P68	G10109	P10	G10152	P50
G10101	P134	G10105	P97	G10109	P12	G10152	P97
G10101	P135	G10105	P140	G10109	P34	G10152	P140
G10101	P138	G10106	P32	G10109	P36	G10152	P144
G10101	P138	G10106	P48	G10109	P38	G10152	P6
G10101	P138	G10106	P50	G10109	P42	G10157	P54
G10101	P146	G10106	P54	G10109	P55	G10157	P54
G10101	P148	G10106	P77	G10109	P66	G10159	P97
G10102	P34	G10106	P86	G10109	P100	G10159	P97
G10102	P34	G10106	P86	G10110	P6	G10166	P76
G10102	P38	G10106	P89	G10110	P28	G10168	P85
G10102	P68	G10106	P90	G10110	P50	G10168	P100
G10102	P72	G10106	P112	G10110	P100	G10168	P100
G10102	P76	G10106	P114	G10110	P130	G10171	P90
G10102	P85	G10106	P120	G10110	P132	G10171	P91
G10102	P85	G10106	P138	G10111	P4	G10201	P2
G10102	P94	G10107	P12	G10111	P12	G10201	P24
G10102	P97	G10107	P30	G10111	P30	G10204	P8
G10102	P100	G10107	P32	G10111	P32	G10204	P10
G10102	P100	G10107	P38	G10111	P32	G10207	P2
G10102	P137	G10107	P38	G10111	P32	G10213	P8
G10102	P138	G10107	P38	G10111	P32	G10213	P36
G10102	P140	G10107	P66	G10111	P32	G10213	P38
G10103	P28	G10107	P70	G10111	P34	G10215	P64
G10103	P68	G10107	P76	G10111	P38	G10216	P10
G10103	P82	G10107	P80	G10111	P45	G10227	P28
G10103	P82	G10107	P86	G10111	P46	G10227	P68
G10103	P84	G10107	P93	G10111	P55	G10227	P82
G10103	P84	G10107	P140	G10111	P68	G10227	P82
G10103	P90	G10107	P140	G10111	P70	G10227	P82
G10103	P117	G10108	P2	G10111	P70	G10227	P84
G10104	P6	G10108	P4	G10111	P76	G10227	P84
G10104	P6	G10108	P14	G10111	P97	G10227	P90
G10104	P46	G10108	P24	G10112	P38	G10227	P90
G10104	P54	G10108	P39	G10112	P72	G10227	P94
G10104	P55	G10108	P42	G10120	P66	G10227	P117
G10104	P66	G10108	P45	G10128	P76	G10228	P4



# Numerical Index

M0275-02

Model 3700

Part No.	Page	Part No.	Page	Part No.	Page	Part No.	Page
G10228	P4	G10230	P138	G10305	P29	G10438	P4
G10228	P10	G10230	P140	G10306	P28	G10440	P72
G10228	P34	G10230	P140	G10306	P146	G10441	P152
G10228	P34	G10230	P140	G10306	P148	G10451	P66
G10228	P55	G10230	P144	G10308	P12	G10452	P28
G10228	P68	G10230	P152	G10309	P14	G10453	P95
G10228	P76	G10231	P64	G10310	P28	G10455	P68
G10228	P77	G10231	P64	G10312	P2	G10455	P94
G10228	P77	G10231	P68	G10312	P24	G10460	P54
G10228	P85	G10231	P68	G10312	P132	G10460	P54
G10228	P85	G10231	P78	G10315	P12	G10460	P58
G10228	P94	G10231	P97	G10315	P28	G10460	P58
G10228	P97	G10231	P140	G10318	P32	G10460	P58
G10228	P100	G10231	P140	G10323	P18	G10460	P58
G10228	P100	G10232	P48	G10324	P64	G10460	P58
G10228	P100	G10232	P50	G10325	P8	G10460	P64
G10228	P137	G10232	P54	G10325	P24	G10460	P68
G10228	P140	G10232	P77	G10326	P2	G10460	P77
G10229	P24	G10232	P86	G10328	P8	G10460	P82
G10229	P28	G10232	P86	G10328	P110	G10460	P84
G10229	P36	G10232	P89	G10330	P152	G10460	P93
G10229	P42	G10232	P90	G10338	P10	G10460	P97
G10229	P50	G10232	P112	G10338	P14	G10460	P97
G10229	P66	G10232	P112	G10338	P48	G10460	P97
G10229	P82	G10232	P114	G10338	P50	G10460	P140
G10229	P84	G10232	P114	G10338	P77	G10460	P152
G10229	P94	G10232	P116	G10338	P86	G10460	P152
G10229	P94	G10232	P138	G10341	P48	G10460	P152
G10229	P110	G10232	P141	G10341	P50	G10461	P68
G10229	P116	G10233	P76	G10341	P90	G10461	P72
G10229	P121	G10233	P80	G10341	P91	G10461	P97
G10229	P134	G10233	P85	G10348	P34	G10470	P18
G10229	P135	G10233	P85	G10348	P72	G10470	P86
G10229	P138	G10233	P93	G10359	P68	G10475	P22
G10229	P138	G10233	P94	G10360	P68	G10475	P54
G10229	P138	G10233	P137	G10360	P68	G10478	P68
G10229	P146	G10234	P72	G10371	P34	G10478	P93
G10229	P148	G10235	P76	G10374	P82	G10478	P138
G10230	P6	G10235	P80	G10374	P84	G10494	P54
G10230	P6	G10243	P135	G10396	P54	G10496	P82
G10230	P12	G10253	P82	G10397	P76	G10496	P84
G10230	P46	G10256	P90	G10400	P38	G10496	P94
G10230	P54	G10257	P25	G10401	P18	G10497	P82
G10230	P55	G10257	P82	G10408	P86	G10499	P42
G10230	P60	G10278	P77	G10409	P86	G10500	P18
G10230	P68	G10278	P144	G10409	P93	G10501	P34
G10230	P68	G10292	P144	G10409	P138	G10501	P76
G10230	P77	G10302	P86	G10412	P14	G10501	P80
G10230	P97	G10302	P138	G10427	P8	G10501	P86
G10230	P132	G10303	P77	G10430	P86	G10503	P32
G10230	P137	G10303	P80	G10430	P95	G10503	P36
G10230	P138	G10305	P29	G10438	P2	G10503	P38

Part No.	Page	Part No.	Page	Part No.	Page	Part No.	Page
G10523	P28	G10620	P14	G10693	P148	G10923	P76
G10529	P29	G10620	P24	G10722	P100	G10923	P85
G10531	P20	G10620	P48	G10725	P98	G10923	P93
G10536	P32	G10620	P50	G10725	P100	G10924	P10
G10536	P97	G10620	P80	G10727	P101	G10927	P135
G10544	P98	G10620	P91	G10730	P38	G10928	P135
G10544	P100	G10620	P91	G10732	P6	G10931	P135
G10546	P25	G10620	P132	G10733	P144	G10939	P103
G10546	P82	G10621	P14	G10734	P144	G10939	P103
G10546	P86	G10621	P18	G10746	P117	G10939	P104
G10551	P2	G10621	P18	G10751	P6	G10940	P10
G10560	P66	G10621	P24	G10752	P6	G10948	P106
G10567	P14	G10621	P29	G10752	P14	G10958	P103
G10567	P24	G10622	P8	G10753	P50	G10958	P103
G10567	P25	G10622	P8	G10756	P54	G10958	P107
G10570	P25	G10622	P29	G10756	P70	G10958	P107
G10572	P32	G10622	P29	G10757	P28	G10960	P55
G10574	P30	G10622	P77	G10758	P28	G10972	P110
G10574	P34	G10626	P144	G10758	P135	G10974	P36
G10574	P38	G10633	P144	G10760	P59	G10974	P38
G10574	P50	G10634	P20	G10763	P60	G10977	P112
G10581	P97	G10640	P10	G10763	P64	G10977	P114
G10581	P137	G10640	P54	G10765	P36	G10977	P116
G10583	P114	G10640	P54	G10765	P38	G10980	P46
G10585	P32	G10640	P68	G10765	P82	G10980	P50
G10595	P76	G10640	P72	G10765	P84	G10982	P64
G10595	P86	G10640	P77	G10769	P59	G10987	P104
G10597	P32	G10640	P77	G10779	P137	G10991	P146
G10599	P12	G10640	P77	G10804	P82	G10991	P148
G10599	P42	G10640	P93	G10804	P84	G10992	P89
G10599	P77	G10640	P97	G10821	P68	G10992	P89
G10602	P14	G10640	P97	G10821	P94	G10996	P82
G10602	P18	G10640	P97	G10831	P58	G10996	P84
G10602	P20	G10640	P107	G10831	P58	G10996	P122
G10602	P24	G10640	P107	G10840	P55	G10996	P122
G10602	P25	G10641	P55	G10844	P100	G10996	P122
G10602	P80	G10641	P138	G10859	P82	G10996	P122
G10602	P86	G10641	P140	G10859	P84	G10996	P130
G10602	P94	G10643	P38	G10860	P76	G11009	P18
G10602	P137	G10643	P54	G10864	P28	G11009	P20
G10603	P18	G10660	P25	G10872	P84	G11009	P22
G10603	P20	G10669	P2	G10873	P84	G11010	P38
G10604	P18	G10670	P24	G10875	P76	G11012	P54
G10606	P66	G10670	P68	G10876	P84	G11015	P2
G10606	P77	G10674	P144	G10887	P144	G11018	P4
G10610	P77	G10676	P48	G10890	P80	G11030	P55
G10615	P144	G10681	P144	G10900	P82	G11031	P55
G10619	P144	G10686	P101	G10901	P42	G11032	P54
G10620	P2	G10686	P135	G10912	P8	G11034	P55
G10620	P10	G10689	P70	G10917	P144	G11042	P140
G10620	P10	G10690	P18	G10918	P76	G11066	P89
G10620	P14	G10693	P146	G10923	P4	G11066	P89

Part No.	Page	Part No.	Page	Part No.	Page	Part No.	Page
G11066	P112	G11387	P2	G11391	P140	G1K362	P135
G11066	P114	G11387	P4	G11391	P140	G1K363	P135
G11066	P116	G11387	P12	G11391	P140	G1K378	P94
G11067	P112	G11387	P12	G11392	P36	G1K379	P94
G11067	P114	G11387	P14	G11418	P100	G1K385	P28
G11067	P116	G11387	P24	G11419	P12	G1K395	P88
G11073	P25	G11387	P28	G11448	P22	G1K396	P88
G11075	P94	G11387	P39	G11453	P94	G1K413	P54
G11076	P55	G11387	P42	G11491	P6	G1K528	P6
G11078	P94	G11387	P42	G11514	P6	G2100-03	P76
G11081	P78	G11387	P54	G11514	P6	G2100-03	P86
G11089	P110	G11387	P76	G11514	P6	G2100-03	P138
G11091	P6	G11387	P82	G11556	P22	G2406-08-06	P128
G11091	P70	G11387	P97	G11591	P2	G2500-84	P141
G11091	P116	G11387	P112	G11592	P2	G2501-06-08	P45
G11100	P94	G11387	P120	G11618	P22	G2501-12-16	P45
G11122	P140	G11387	P138	G11619	P22	G2501-20-16	P45
G11124	P42	G11387	P138	G11619	P22	G2603-08	P128
G11133	P42	G11387	P146	G11693	P22	G2650-06	P128
G11145	P48	G11387	P148	G11742	P101	G2700-08	P110
G11145	P50	G11387	P94	G11793	P25	G304-C-8	P97
G11147	P48	G11389	P4	G1K248	P88	G304-C-8	P110
G11151	P20	G11389	P4	G1K248	P130	G306-08	P110
G11166	P42	G11389	P4	G1K248	P135	G3200-63	P141
G11166	P163	G11389	P32	G1K249	P135	G3302-05	P98
G11172	P22	G11389	P32	G1K252	P88	G3303-108	P2
G11186	P54	G11389	P32	G1K252	P130	G3303-108	P25
G11199	P50	G11389	P36	G1K252	P135	G3303-114	P25
G11209	P28	G11389	P76	G1K255	P121	G3303-16	P2
G11215	P39	G11389	P85	G1K267	P88	G3303-98	P2
G11220	P4	G11389	P85	G1K267	P131	G3305-01	P29
G11222	P14	G11389	P137	G1K267	P134	G3310-144	P80
G11228	P36	G11389	P138	G1K268	P88	G3310-148	P80
G11236	P36	G11389	P140	G1K268	P131	G3310-150	P80
G11237	P144	G11391	P4	G1K268	P134	G3310-158	P80
G11257	P50	G11391	P6	G1K269	P77	G3310-68	P86
G11264	P51	G11391	P12	G1K269	P86	G3310-80	P94
G11281	P22	G11391	P14	G1K269	P94	G3310-82	P76
G11288	P135	G11391	P32	G1K274	P122	G3310-82	P86
G11311	P90	G11391	P38	G1K274	P122	G3310-91	P137
G11385	P6	G11391	P42	G1K275	P122	G3400-01	P76
G11385	P25	G11391	P46	G1K276	P122	G3400-01	P86
G11385	P28	G11391	P54	G1K296	P10	G3400-01	P138
G11385	P131	G11391	P70	G1K320	P39	G4200-01	P144
G11386	P42	G11391	P72	G1K320	P88	G4205-10	P144
G11386	P66	G11391	P77	G1K320	P134	G4301-08	P144
G11386	P86	G11391	P80	G1K321	P39	G5406-08P	P45
G11386	P89	G11391	P86	G1K321	P88	G6325X	P6
G11386	P90	G11391	P98	G1K321	P134	G6400-04	P120
G11386	P101	G11391	P100	G1K322	P134	G6400-04	P121
G11386	P116	G11391	P137	G1K323	P134	G6400-06	P124
G11386	P138	G11391	P140	G1K345	P12	G6400-06	P126

Part No.	Page	Part No.	Page	Part No.	Page	Part No.	Page
G6400-06-08	P128	G6801-08	P97	G8081X	P39	GA11736	P130
G6400-08	P97	G6801-08	P112	G8647x	P134	GA11757	P42
G6400-08	P116	G6801-08	P114	G9277X	P22	GA11900	P126
G6400-08	P119	G6801-08	P117	GA0160L	P97	GA11934	P126
G6400-08	P121	G6801-08	P128	GA0160R	P97	GA11982	P4
G6400-08-04	P97	G6801-10	P116	GA0167	P98	GA11987	P42
G6400-08-04	P110	G6801-10	P126	GA0167	P100	GA11988	P90
G6400-10	P120	G6801-10-08	P66	GA0241	P140	GA11988	P91
G6400-10	P126	G6801-10-08	P112	GA0245	P98	GA11991	P90
G6400-10-08	P66	G6801-10-08	P114	GA0245	P100	GA11991	P91
G6400-10-08	P112	G6801-10-08	P117	GA0246	P98	GA11992	P90
G6400-10-08	P118	G6801-10-12	P124	GA0251	P140	GA11993	P90
G6400-10-08	P119	G6801-12	P51	GA0252	P140	GA11994	P90
G6400-12	P42	G6801-20	P51	GA0257	P98	GA11995	P90
G6400-12	P124	G6801-LL-12	P126	GA0257	P100	GA11997	P90
G6400-12	P126	G7100-110	P162	GA0262	P140	GA12102	P89
G6400-12	P126	G7100-111	P161	GA0378	P95	GA12105	P121
G6402-08-10	P118	G7100-116	P162	GA0542	P98	GA12143	P14
G6402-12-12	P126	G7100-121	P161	GA0547	P141	GA12191	P80
G6408-06	P117	G7100-124	P161	GA0895	P78	GA12192	P80
G6408-08	P66	G7100-153	P161	GA10043	P54	GA12235	P36
G6408-08	P104	G7100-160	P161	GA10054	P82	GA12235	P38
G6408-08	P106	G7100-192	P159	GA10137	P14	GA12236	P34
G6408-08	P110	G7100-214	P160	GA10137	P14	GA12236	P36
G6408-08	P116	G7100-234	P160	GA10140	P123	GA12236	P38
G6408-10	P116	G7100-247	P159	GA10146	P110	GA12330	P146
G6408-10	P126	G7100-252	P159	GA10148	P42	GA12335	P148
G6408-H06-0	P119	G7100-258	P156	GA10149	P124	GA12358	P89
G6408-H06-0	P126	G7100-259	P154	GA10151	P14	GA12358	P91
G6408-H06-O	P116	G7100-259	P156	GA10155	P14	GA12403	P134
G6500-06	P124	G7100-259	P157	GA10157	P2	GA12434	P97
G6500-06	P128	G7100-259	P157	GA10355	P140	GA12457	P42
G6500-08	P121	G7100-260	P156	GA10458	P98	GA12539	P136
G6500-08	P128	G7100-262	P156	GA10621	P140	GA12552	P136
G6500-10	P66	G7100-295	P159	GA10635	P42	GA12553	P136
G6500-10	P112	G7100-329	P161	GA10752	P42	GA12595	P64
G6502-06	P126	G7100-340	P159	GA10799	P39	GA12597	P137
G6502-06	P128	G7100-341	P159	GA10894	P140	GA12616	P138
G6502-08	P76	G7100-352	P161	GA10907	P140	GA12626	P90
G6502-08	P121	G7100-367	P162	GA10908	P140	GA12629	P90
G6502-08	P128	G7100-375	P161	GA10917	P42	GA12644	P88
G6502-10	P66	G7100-385	P153	GA10986	P126	GA12645	P88
G6502-10	P126	G7100-385	P154	GA11164	P48	GA12669	P88
G6502-12	P42	G7100-385	P155	GA11164	P50	GA12852	P136
G6502-12	P126	G7100-385	P158	GA11520	P30	GA12853	P136
G6600-08	P117	G7100-387	P159	GA11651	P42	GA12868	P136
G6600-10	P117	G7100-392	P155	GA11679	P126	GA13181	P50
G6801-06	P126	G7100-397	P155	GA11680	P126	GA13203	P50
G6801-06-08	P68	G7100-501	P101	GA11682	P126	GA13512	P90
G6801-06-08	P128	G7633X	P130	GA11691	P39	GA13521	P135
G6801-08	P54	G7639X	P130	GA11695	P45	GA13562	P136
G6801-08	P76	G7786x	P55	GA11697	P45	GA13572	P136

# Numerical Index

M0275-02

Model 3700

Part No.	Page	Part No.	Page	Part No.	Page	Part No.	Page
GA13654	P136	GA2014	P38	GA5111	P94	GA6649	P58
GA13696	P45	GA2014	P66	GA5112	P86	GA6649	P58
GA13719	P100	GA2019	P18	GA5112	P94	GA6654	P58
GA13741	P116	GA2020	P18	GA5113	P76	GA6655	P60
GA13793	P51	GA20254	P15	GA5113	P80	GA6655	P64
GA13793	P51	GA20346	P22	GA5113	P85	GA6656	P70
GA14086	P72	GA20622	P22	GA5113	P94	GA6657	P70
GA14127	P89	GA20640	P14	GA5116	P93	GA6658	P72
GA14251	P36	GA2068	P72	GA5146	P94	GA6660	P58
GA14448	P136	GA2068	P80	GA5164	P95	GA6660	P58
GA14449	P136	GA2068	P138	GA5165	P95	GA6685	P66
GA14697	P104	GA20746	P22	GA5194	P77	GA6686	P66
GA14846	P88	GA2075	P28	GA5194	P86	GA6687	P66
GA14847	P39	GA2094	P29	GA5385	P130	GA6699	P130
GA14992	P55	GA21002	P101	GA5600	P134	GA6700	P130
GA15151	P100	GA21405	P90	GA5624	P93	GA6701	P130
GA15197	P12	GA21406	P39	GA5629	P93	GA6725	P72
GA15312	P38	GA2148	P78	GA5651	P6	GA6741	P28
GA15422	P163	GA2180	P4	GA5654	P32	GA6761	P68
GA15499	P128	GA21863	P130	GA5654	P34	GA6782	P120
GA16082	P134	GA22165	P12	GA5654	P36	GA6813	P54
GA16337	P130	GA22213	P22	GA5654	P38	GA6832	P34
GA16340	P131	GA2528	P130	GA5698	P20	GA6833	P34
GA16391	P88	GA2559	P140	GA5699	P20	GA6834	P34
GA16830	P6	GA2612	P130	GA5715	P32	GA6838	P34
GA16868	P6	GA3407	P118	GA5718	P32	GA6860	P97
GA16870	P72	GA3407	P123	GA5719	P32	GA6870	P97
GA16871	P74	GA3413	P123	GA5794	P20	GA6907	P28
GA1720	P6	GA3552	P80	GA5795	P20	GA6975	P39
GA17547	P88	GA3553	P80	GA5796	P20	GA6975	P131
GA17547	P131	GA3584	P116	GA5834	P20	GA6977	P131
GA17547	P134	GA3893	P144	GA5853	P100	GA6978	P88
GA17683	P141	GA4031	P97	GA5982	P20	GA6978	P131
GA17684	P141	GA4293	P123	GA6038	P20	GA7077	P130
GA18201	P18	GA4376	P78	GA6108	P130	GA7111	P82
GA18208	P20	GA4377	P78	GA6109	P130	GA7137	P82
GA18348	P77	GA4444	P24	GA6147	P135	GA7153	P66
GA18775	P22	GA4976	P144	GA6168	P20	GA7154	P76
GA19112	P22	GA5090	P138	GA6171	P10	GA7154	P76
GA19113	P22	GA5105	P80	GA6171	P12	GA7154	P85
GA19114	P22	GA5105	P86	GA6171	P12	GA7154	P86
GA19115	P22	GA5106	P86	GA6177	P152	GA7154	P137
GA19960	P134	GA5106	P94	GA6182	P20	GA7180	P138
GA19961	P134	GA5107	P76	GA6184	P20	GA7245	P138
GA2007	P14	GA5107	P94	GA6187	P20	GA7246	P138
GA20110	P22	GA5108	P86	GA6434	P12	GA7248	P137
GA2012L	P8	GA5108	P94	GA6478	P20	GA7254	P152
GA2012R	P8	GA5109	P86	GA6527	P144	GA7255	P20
GA2014	P8	GA5109	P94	GA6597	P12	GA7256	P152
GA2014	P32	GA5110	P86	GA6633	P20	GA7258	P152
GA2014	P34	GA5110	P94	GA6640	P68	GA7274	P84
GA2014	P36	GA5111	P86	GA6646	P66	GA7313	P85

Part No.	Page	Part No.	Page	Part No.	Page	Part No.	Page
GA7317	P86	GA8641	P38	GA9662	P55	GB0331	P14
GA7319	P86	GA8714	P77	GA9663	P55	GB0361	P54
GA7321	P86	GA8731	P131	GA9665	P55	GB0366	P6
GA7324	P77	GA8734	P130	GA9712	P140	GB0383	P36
GA7336	P94	GA8735	P130	GA9714	P15	GB0387	P34
GA7372	P80	GA8760	P36	GA9844	P38	GB0387	P36
GA7434	P74	GA8844	P123	GA9845	P38	GB0387	P38
GA7434	P78	GA8905	P107	GA9846	P80	GB0389	P4
GA7448	P74	GA8906	P107	GA9856	P54	GB0393	P4
GA7453	P58	GA8907	P107	GA9861	P38	GB0395	P4
GA7454	P58	GA8910	P107	GA9862	P38	GB0396	P4
GA7463	P84	GA8928	P103	GA9865	P38	GB0397	P4
GA7852	P134	GA8931	P149	GA9894	P54	GB0398	P4
GA7853	P134	GA8948	P106	GA9919	P86	GB0410	P18
GA7854	P134	GA8951	P106	GA9963	P88	GB0464	P36
GA7855	P131	GA8961	P103	GA9964	P39	GB0554	P100
GA7855	P134	GA8962	P103	GA9964	P88	GB0676	P22
GA7857	P134	GA8963	P64	GA9978	P135	GB0697	P22
GA7858	P134	GA8971	P64	GA9979	P135	GB0780	P22
GA7859	P134	GA8994	P68	GB0110	P18	GB0809	P22
GA7862	P130	GA9031	P68	GB0115	P25	GB0815	P22
GA7863	P130	GA9032	P68	GB0116	P25	GB0816	P22
GA7949	P10	GA9097	P116	GB0120	P18	GB0818	P22
GA7975	P10	GA9101	P97	GB0165	P98	GB0823	P22
GA7976	P10	GA9102	P97	GB0186	P6	GB0902	P22
GA8026	P134	GA9103	P97	GB0196	P140	GB0907	P22
GA8046	P135	GA9131	P38	GB0213	P38	GB0910	P22
GA8047	P130	GA9144	P134	GB0213	P152	GB0920	P22
GA8047	P135	GA9408	P152	GB0218	P6	GB0926	P22
GA8050	P134	GA9459	P54	GB0218	P14	GB0958	P22
GA8130	P103	GA9479	P82	GB0218	P38	GD0453-07	P97
GA8130	P103	GA9479	P84	GB0218	P38	GD0671	P54
GA8135	P135	GA9481	P130	GB0218	P70	GD0677	P97
GA8138	P68	GA9504	P55	GB0218	P80	GD0704	P97
GA8172	P97	GA9510	P112	GB0218	P140	GD0740	P46
GA8312	P64	GA9511	P114	GB0239	P12	GD0740	P68
GA8324	P8	GA9512	P82	GB0254	P12	GD0746	P100
GA8326	P25	GA9512	P84	GB0258	P76	GD0776	P68
GA8328	P39	GA9513	P130	GB0265	P2	GD0831	P141
GA8328	P88	GA9518	P112	GB0266	P2	GD0840	P98
GA8329	P39	GA9519	P114	GB0267	P2	GD0840	P100
GA8329	P88	GA9526	P54	GB0268	P12	GD0841	P98
GA8343	P18	GA9554	P76	GB0274	P2	GD0844	P140
GA8364	P25	GA9571	P84	GB0276	P10	GD0914-10	P82
GA8366	P25	GA9572	P84	GB0278	P14	GD0914-10	P84
GA8371	P24	GA9580	P110	GB0278	P25	GD0914-152	P94
GA8393	P82	GA9583	P110	GB0282	P12	GD0914-152	P94
GA8393	P84	GA9619	P78	GB0285	P2	GD0914-198	P94
GA8409	P121	GA9620	P78	GB0287	P94	GD0914-24	P76
GA8603	P30	GA9646	P54	GB0291	P38	GD0914-32	P82
GA8603	P38	GA9654	P54	GB0301	P8	GD0914-32	P84
GA8641	P30	GA9655	P54	GB0314	P14	GD0914-63	P76

# Numerical Index

M0275-02

Model 3700

Part No.	Page	Part No.	Page	Part No.	Page	Part No.	Page
GD10036	P6	GD10547	P85	GD11240	P25	GD11997	P107
GD10057-01	P160	GD10548	P86	GD11259	P2	GD11997	P107
GD10057-02	P160	GD10578	P84	GD11259	P8	GD12103	P106
GD10057-03	P160	GD10579	P84	GD11279	P15	GD12121	P110
GD10057-04	P160	GD10584	P84	GD11286	P18	GD12137	P110
GD10057-08	P160	GD10585	P84	GD11289	P138	GD12231	P106
GD10057-11	P160	GD10586	P84	GD11297	P25	GD12521	P103
GD10057-12	P160	GD10588	P84	GD11305	P24	GD12522	P103
GD10057-14	P160	GD1059L	P24	GD11306	P8	GD12525	P103
GD10057-15	P160	GD1059R	P24	GD11311	P18	GD12535	P64
GD10057-17	P160	GD1060	P24	GD1132	P32	GD12545	P64
GD10057-18	P160	GD1061	P25	GD1132	P34	GD12548	P106
GD10057-19	P160	GD1063	P25	GD1132	P36	GD1255	P86
GD10068	P82	GD10635	P84	GD1132	P38	GD1255	P95
GD10068	P84	GD10636	P84	GD11413	P14	GD12550	P106
GD10070	P82	GD10637	P76	GD11413	P25	GD1256	P95
GD10102	P82	GD10637	P86	GD11422	P6	GD12561	P15
GD10103	P82	GD10638	P84	GD11424	P24	GD12561	P15
GD10103	P84	GD1065	P2	GD1143	P29	GD12564	P103
GD10104	P82	GD10674-01	P98	GD1144	P29	GD12567	P74
GD10120	P84	GD10686	P77	GD1145	P29	GD12572	P103
GD10120	P84	GD10705	P54	GD11453	P10	GD12585	P64
GD10120	P84	GD10714	P66	GD11458	P78	GD12585	P77
GD10123	P82	GD1083	P18	GD11474	P135	GD12589	P104
GD10123	P84	GD1085	P12	GD11490	P78	GD12692	P68
GD10186	P97	GD1086	P10	GD11528	P18	GD12710	P132
GD10200	P138	GD10963	P28	GD11554	P138	GD12723	P132
GD10230	P58	GD10981	P60	GD11556	P138	GD12724	P132
GD10230	P58	GD10981	P64	GD1162	P159	GD12725	P132
GD10243	P130	GD10984	P28	GD1166	P140	GD12817	P38
GD10244-01	P138	GD10991	P10	GD11677	P30	GD12826	P38
GD10248	P144	GD10993	P2	GD11695	P77	GD12827	P38
GD10254	P137	GD11017	P8	GD11700	P126	GD12829	P38
GD1026	P2	GD11045	P4	GD11700	P144	GD13146	P116
GD1026	P24	GD11045	P76	GD11751	P72	GD13310	P116
GD1026	P94	GD11045	P86	GD11751	P103	GD13310	P130
GD10273	P152	GD11045	P94	GD11751	P103	GD13328	P140
GD10282	P84	GD11089	P130	GD11783	P72	GD13348	P112
GD10283	P100	GD11089	P135	GD11787	P18	GD13348	P114
GD10296	P152	GD1109	P12	GD11845	P2	GD13348	P116
GD10297	P152	GD11120	P82	GD11845	P8	GD13348	P131
GD10316	P77	GD11120	P84	GD11894	P70	GD13352	P74
GD10317	P77	GD11122	P20	GD11895	P70	GD13358	P132
GD10327	P85	GD1114	P93	GD11951	P104	GD13361	P2
GD10366	P86	GD1115L	P28	GD11962	P2	GD13365	P112
GD1041	P18	GD1115R	P28	GD11962	P24	GD13366	P114
GD1042	P18	GD1116	P28	GD11963-04	P4	GD13377	P54
GD10473	P8	GD1118	P28	GD11988	P107	GD13409	P78
GD10510	P82	GD11219	P24	GD11988	P107	GD13447	P120
GD10510	P84	GD11239	P14	GD11993	P134	GD13448	P110
GD10519	P36	GD11239	P24	GD11993	P134	GD13449	P110
GD10519	P38	GD11239	P25	GD11993	P134	GD13456	P110

Part No.	Page	Part No.	Page	Part No.	Page	Part No.	Page
GD13524-01	P82	GD15804	P39	GD18328	P64	GD2558	P68
GD13598	P55	GD15849-02	P39	GD18407	P136	GD2558	P80
GD13600	P55	GD15850	P48	GD18408	P136	GD2558	P85
GD13601	P55	GD15854	P48	GD18622	P50	GD2558	P94
GD13602	P55	GD15854	P50	GD18623	P50	GD2558	P138
GD13603	P55	GD15856-08	P48	GD18624	P50	GD2558	P140
GD13604	P55	GD15856-09	P48	GD18625	P50	GD2597	P98
GD13605	P54	GD15856-26	P48	GD18626	P48	GD2597	P100
GD13606	P55	GD15856-28	P48	GD18626	P50	GD26419	P18
GD13607	P55	GD15856-42	P48	GD18627	P50	GD26593	P22
GD13608	P55	GD15967	P132	GD18628	P50	GD2681	P140
GD13609	P55	GD15968	P132	GD18704	P18	GD26973	P36
GD13610	P55	GD16037	P126	GD18796	P88	GD2721	P97
GD13611	P55	GD16038	P126	GD18901	P89	GD2829	P39
GD1364	P98	GD16245	P2	GD18901	P91	GD2829	P130
GD13643	P110	GD16608	P42	GD19079	P91	GD28390	P2
GD13652-02	P77	GD16839	P42	GD19080	P90	GD28631	P22
GD13744	P140	GD16840	P42	GD19092	P4	GD28776	P22
GD14065	P12	GD16842	P50	GD19212	P97	GD2947	P28
GD14115	P77	GD16873	P126	GD19237	P90	GD29507	P14
GD14170	P38	GD16922	P46	GD19238	P90	GD2971-10	P24
GD14217	P6	GD16991	P42	GD19246-01	P42	GD2971-17	P138
GD14217	P54	GD16992	P42	GD19292	P30	GD29806	P2
GD14258	P88	GD1702	P152	GD19292	P38	GD2984	P159
GD14258	P88	GD17023	P77	GD19333	P18	GD30221	P101
GD14398	P30	GD17024	P46	GD19343	P94	GD30722	P101
GD14413	P94	GD17039	P6	GD19344	P94	GD30723	P101
GD14414	P94	GD17039	P132	GD19790	P18	GD30909	P48
GD14427	P93	GD17052	P48	GD20044	P90	GD31353	P12
GD14427	P94	GD17091	P45	GD20044	P91	GD31466	P10
GD14431	P93	GD17141	P90	GD20988	P104	GD31485	P130
GD14431	P94	GD17143	P90	GD20989	P104	GD3180-06	P68
GD14432	P94	GD17148	P91	GD20991	P104	GD3180-13	P68
GD14512	P82	GD17151-06	P88	GD21000	P59	GD3180-24	P72
GD14513	P82	GD17151-20	P39	GD2117	P159	GD3180-30	P4
GD14513	P84	GD17154	P90	GD21307	P54	GD3180-33	P89
GD14528	P118	GD17156	P90	GD21337	P6	GD3180-33	P91
GD14626	P48	GD17156	P90	GD21540	P98	GD3248	P98
GD14627	P48	GD17156	P91	GD21540	P100	GD3421	P58
GD14640	P39	GD1719	P94	GD2199	P68	GD3547	P152
GD14660	P88	GD17192	P14	GD2199	P153	GD3612	P2
GD1512	P159	GD1755	P20	GD22965	P131	GD3860	P130
GD15698	P18	GD17794	P4	GD23995	P4	GD4014	P54
GD15699	P20	GD18010	P88	GD24126	P6	GD4086	P128
GD15785	P55	GD18011	P4	GD2423	P28	GD4700	P80
GD15787	P55	GD18065	P138	GD24352	P6	GD4701	P80
GD15789	P42	GD18078	P90	GD24448	P74	GD5506	P58
GD15790	P42	GD18084	P90	GD24545	P2	GD5752	P138
GD15792-02	P48	GD18112	P89	GD2460	P29	GD5753	P138
GD15792-18	P48	GD18118	P135	GD25147	P22	GD5835	P94
GD15799	P48	GD18168	P135	GD25147	P22	GD5857	P34
GD15803	P39	GD18275	P88	GD25508	P112	GD5857	P68



# Numerical Index

M0275-02

Model 3700

Part No.	Page	Part No.	Page	Part No.	Page	Part No.	Page
GD5857	P76	GD8893-10	P50	GD9724	P38	GR0912	P137
GD5857	P86	GD9120	P12	GD9726	P68	GR1015	P144
GD5857	P93	GD9254	P30	GD9727	P68	GR1016	P144
GD5857	P138	GD9254	P38	GD9896	P131	GR1017	P144
GD5875	P97	GD9349	P54	GD9964	P97	GR1018	P144
GD6291	P131	GD9361	P68	GM0275-01	P163	GR1019	P144
GD6291	P134	GD9362	P59	GM0275-02	P163	GR1034	P121
GD6551	P93	GD9366	P59	GR0146	P162	GR1035	P121
GD6775	P80	GD9367	P59	GR0146MPP	P162	GR1037	P54
GD6825-11.25	P138	GD9462	P68	GR0150	P98	GR1037	P66
GD6989	P80	GD9463	P68	GR0150	P100	GR1037	P66
GD7127	P93	GD9464-01	P54	GR0151	P98	GR1037	P66
GD7148	P25	GD9465	P60	GR0151	P100	GR1037	P68
GD7258	P25	GD9465	P64	GR0155	P162	GR1037	P76
GD7318	P2	GD9467	P60	GR0155MPP	P162	GR1037	P97
GD7318	P116	GD9468	P60	GR0190	P141	GR1037	P106
GD7426	P94	GD9468	P64	GR0193	P54	GR1037	P112
GD7803	P30	GD9482	P76	GR0195	P141	GR1037	P112
GD7803	P38	GD9498	P60	GR0196	P25	GR1037	P112
GD7804	P30	GD9498	P64	GR0196	P68	GR1037	P114
GD7804	P38	GD9499	P66	GR0196	P2	GR1037	P114
GD7817-01	P32	GD9508	P74	GR0200	P141	GR1037	P116
GD7817-04	P32	GD9509	P74	GR0201	P68	GR1037	P116
GD7817-05	P140	GD9511	P66	GR0204	P141	GR1037	P117
GD7822	P94	GD9514	P77	GR0267	P141	GR1037	P117
GD7823	P32	GD9515	P77	GR0270	P78	GR1037	P121
GD7831	P140	GD9516	P68	GR0434	P78	GR1037	P121
GD7867	P82	GD9529	P122	GR0586	P134	GR1037	P128
GD7867	P84	GD9529	P122	GR0594	P134	GR1037	P110
GD7867	P93	GD9529	P122	GR0664	P18	GR1037	P118
GD7878	P20	GD9529	P122	GR0717	P54	GR1037	P119
GD7889	P32	GD9530	P122	GR0761	P122	GR1037	P119
GD7889	P137	GD9530	P122	GR0763	P122	GR1037	P128
GD7890	P32	GD9530	P122	GR0764	P122	GR1037	P128
GD7907	P152	GD9530	P122	GR0764	P123	GR1045	P116
GD8066-02	P112	GD9531	P112	GR0764	P123	GR1045	P117
GD8066-03	P114	GD9533	P116	GR0764	P123	GR1045	P124
GD8188	P46	GD9535	P117	GR0764	P123	GR1045	P126
GD8218	P66	GD9536	P114	GR0880	P144	GR1045	P126
GD8237	P20	GD9537	P119	GR0881	P144	GR1045	P126
GD8249	P6	GD9542-03	P58	GR0882	P144	GR1047	P121
GD8307	P32	GD9542-04	P58	GR0883	P144	GR1104	P146
GD8460	P12	GD9566-01	P72	GR0911	P68	GR1104	P148
GD8739	P130	GD9622	P97	GR0911	P86	GR1112	P146
GD8740	P130	GD9667	P82	GR0911	P86	GR1112	P148
GD8741	P130	GD9671	P82	GR0911	P137	GR1116	P146
GD8751	P134	GD9671	P84	GR0912	P68	GR1116	P148
GD8770	P134	GD9672	P84	GR0912	P76	GR1118	P146
GD8771	P134	GD9715	P34	GR0912	P80	GR1118	P148
GD8778	P20	GD9720	P34	GR0912	P86	GR1120	P146
GD8839	P152	GD9724	P34	GR0912	P86	GR1120	P148
GD8893-07	P50	GD9724	P36	GR0912	P94	GR1122	P138

Part No.	Page	Part No.	Page	Part No.	Page	Part No.	Page
GR1123	P146	GR1465	P110	GR1803	P148		
GR1123	P148	GR1466	P116	GR1804	P146		
GR1124	P146	GR1466	P116	GR1804	P148		
GR1124	P148	GR1466	P120	GR1805	P146		
GR1134	P146	GR1466	P126	GR1805	P148		
GR1134	P148	GR1466	P126	GR1806	P146		
GR1146	P140	GR1466	P126	GR1806	P148		
GR1146	P148	GR1467	P42	GR1808	P146		
GR1169	P103	GR1467	P51	GR1808	P148		
GR1203	P130	GR1467	P124	GR1828	P162		
GR1204	P130	GR1467	P124	GR1834	P45		
GR1204	P130	GR1467	P126	GR1835	P136		
GR1205	P130	GR1467	P126	GR1836	P136		
GR1206	P130	GR1515	P123	GR1838	P136		
GR1206	P130	GR1525	P107	GR1839	P136		
GR1207	P130	GR1525	P107	GR1842MPP	P162		
GR1207	P130	GR1530	P103	GR1848	P18		
GR1208	P130	GR1532	P106	GR1916	P136		
GR1208	P130	GR1533	P149	GR1921	P90		
GR1254	P120	GR1535	P149	GR1943	P89		
GR1255	P120	GR1540	P149	GR1946	P51		
GR1256	P120	GR1541	P149	GR1951	P90		
GR1257	P120	GR1542	P149	GR1952	P90		
GR1258	P120	GR1543	P146	GR1953	P90		
GR1259	P120	GR1543	P148	GR1962	P104		
GR1260	P120	GR1543	P149	GR2003	P146		
GR1290	P131	GR1544	P149	GR2011	P148		
GR1292	P88	GR1545	P149	GR2042	P122		
GR1292	P130	GR1546	P103	GR2067	P74		
GR1303	P82	GR1569	P18	GR2068	P74		
GR1303	P84	GR1570MPP	P162	GR2069	P74		
GR1304	P82	GR1574	P149	GR2070	P74		
GR1304	P84	GR1599	P110	GR2071	P74		
GR1305	P82	GR1635	P112	GR2072	P74		
GR1305	P84	GR1635	P114	GR2073	P74		
GR1306	P82	GR1635	P116	GR2074	P74		
GR1306	P84	GR1734	P124	GR2075	P74		
GR1321	P122	GR1736	P39	GR2076	P74		
GR1322	P122	GR1762	P134	GR2077	P74		
GR1363	P88	GR1777	P39	GR2078	P74		
GR1363	P130	GR1778	P90	GR2154	P18		
GR1364	P130	GR1783	P90	GR2185	P146		
GR1389	P146	GR1787	P51	GR2190	P124		
GR1414	P135	GR1795	P146	GR2217	P162		
GR1415	P135	GR1796	P148	GR2233	P89		
GR1455	P121	GR1797	P146				
GR1456	P121	GR1798	P148				
GR1457	P121	GR1799	P146				
GR1458	P121	GR1800	P148				
GR1464	P97	GR1801	P146				
GR1465	P120	GR1801	P148				
GR1465	P121	GR1802	P146				